

Joining Zoom Meeting Using a Mobile Phone

If you are unable to appear remotely, please contact the court immediately so proper accommodations can be made.

Phone: (512) 854-6367 or email: jp2@traviscountytx.gov

1. Parties of a case will receive notification from the court for the scheduled hearing. Notification will contain the date, time and Meeting ID# to connect to the video conference meeting.

Examples:


From: jp2
Sent: Thursday, June 4, 2020 11:00 AM
To:
Subject: Zoom Hearing – J2-CV-20-XXXXXX Travis County JP Pct 2

Topic: J2-CV-20-XXXXXX Travis County JP Pct 2
Time: Jun 4, 2020 04:00 PM Central Time (US and Canada)

Join Zoom Meeting
<https://txcourts.zoom.us/j/97158645641>

Meeting ID: 971 586 45641

One tap mobile:
+13462487799,,97158645641# US (Houston)
+16699006833,,97158645641# US (San Jose)

**JUDGE RANDALL SLAGLE**
JUSTICE OF THE PEACE, PRECINCT TWO
TRAVIS COUNTY, TEXAS
10409 Burnet Road, Suite 180, Austin, Texas 78758

Criminal Division 512-854-4545 Fax: 512-854-4551 Email: jp2@traviscountytx.gov Civil Division 512-854-6367

VIDEO CONFERENCE INSTRUCTIONS

Judge Randall Slagle, Justice of the Peace, Precinct Two is inviting you to a scheduled Zoom meeting.

Topic: J2-CV-20-XXXXXX Travis County JP Pct 2
Time: Jun 4, 2020 04:00 PM Central Time (US and Canada)

Join Zoom Meeting
<https://txcourts.zoom.us/j/97158645641>

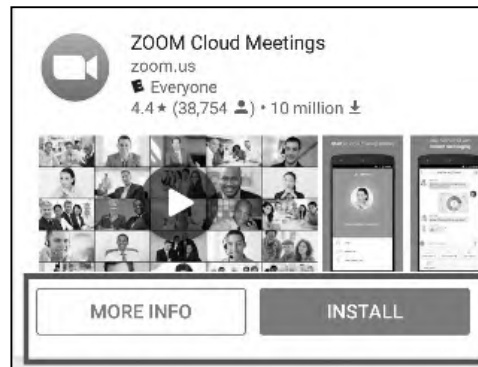
Meeting ID: 971 586 45641

One tap mobile:
+13462487799,,97158645641# US (Houston)
+16699006833,,97158645641# US (San Jose)

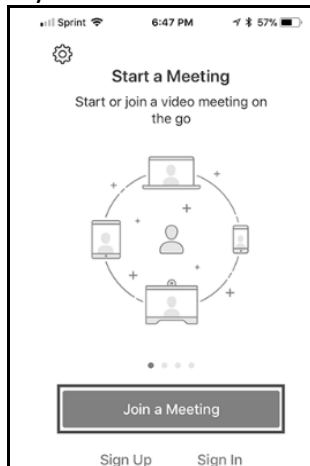
2. You will need to use Zoom’s mobile app. You can download this from your device’s App Store.



Android Device:

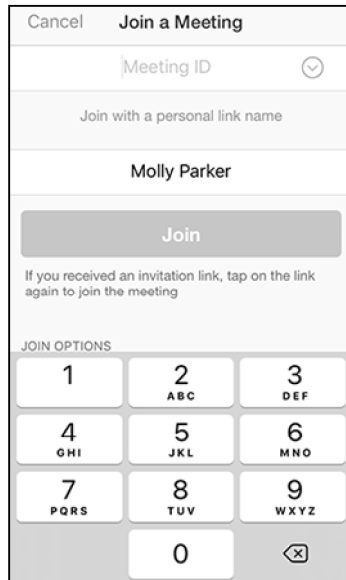


3. If you do not have an account, you do not need to create one. Tap “Join a Meeting”.

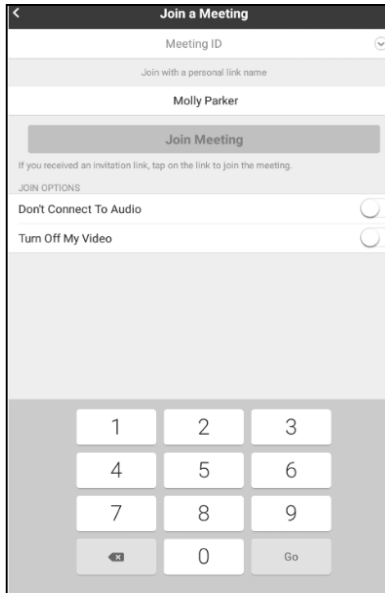


4. Enter the meeting ID number and your display name. *The meeting ID is on the information sent by JP2.*

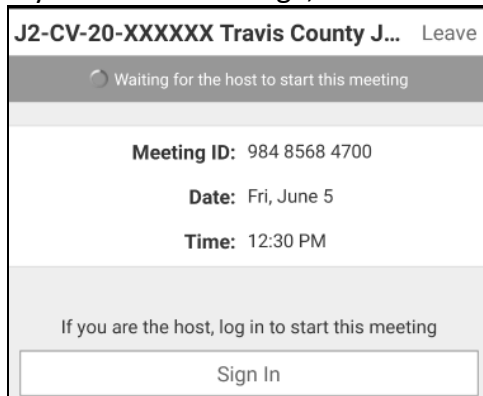
Apple Device:



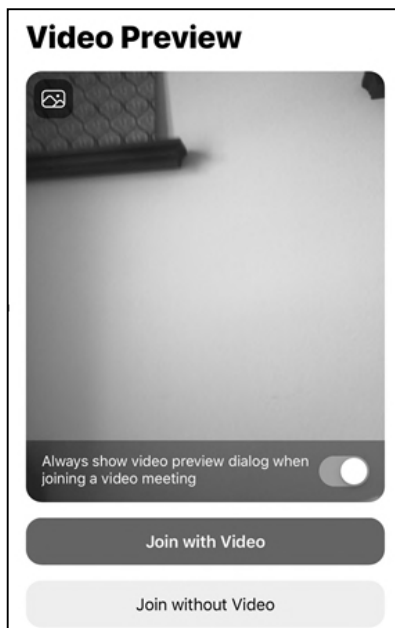
Android Device:



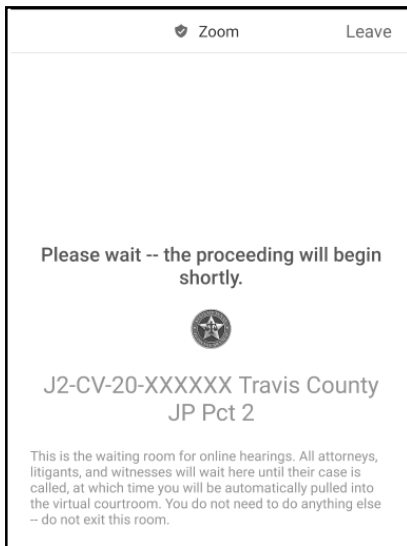
5. If you see this message, it is because the judge has not started the meeting yet. Please standby.



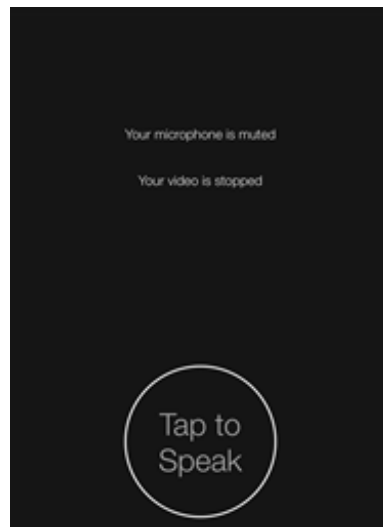
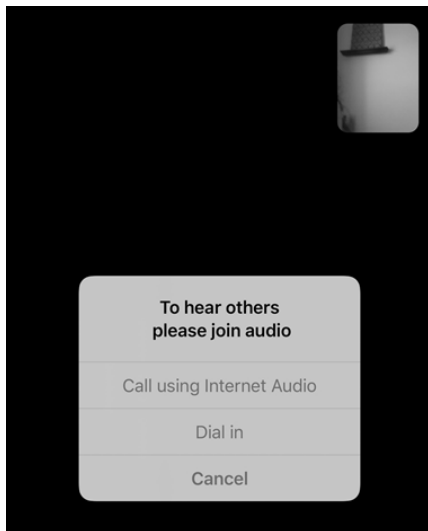
6. Once the meeting is ready to begin, you will see a "Video Preview". Select if you would like to join with or without video.



7. This message will appear on your screen. This means that the meeting will start soon. Judge has not admitted participants into the meeting, please standby.



8. After you have been admitted, you will need to select one of the two options to hear others in the meeting. For audio and visual control, you will need to toggle on the screen to speak and view video



- Note: If you do not have the capability to virtually attend, Zoom will allow you to telephonically appear.*
- 1. On your phone, dial the teleconferencing number provided on the notification provided.*
 - 2. Enter the meeting ID number when prompted using your dial pad.*

VIDEO AND/OR AUDIO RECORDINGS ARE STRICTLY PROHIBITED UNLESS PERMISSIONS EXPRESSLY AND SPECIFICALLY HAVE BEEN GRANTED BY THE COURT