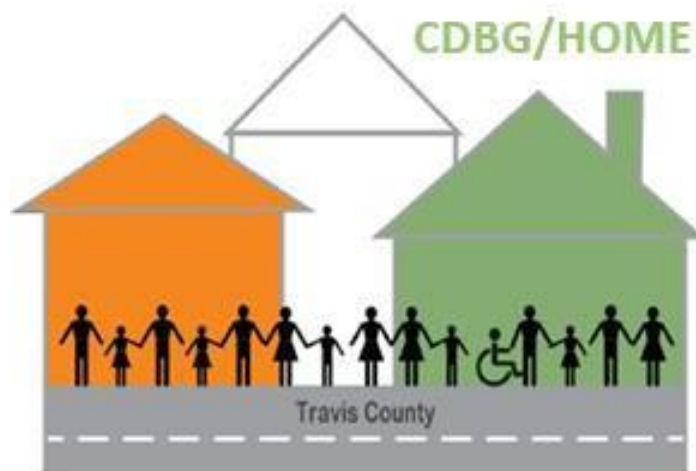


# TRAVIS COUNTY, TEXAS

## Program Year 2026 (PY26) Action Plan

*Public Comment Draft*



Travis County HHS  
CDBG/HOME Office  
P.O. Box 1748  
Austin, TX 78767

[cdbg@traviscountytexas.gov](mailto:cdbg@traviscountytexas.gov)

<https://www.traviscountytexas.gov/health-human-services/cdbg>



# TRAVIS COUNTY CDBG/HOME

## Annual Action Plan Program Year 2026 (PY26)

Prepared by:

Travis County Health and Human Services (HHS)

Supportive Housing Division

**Community Development Block Grant (CDBG) and  
HOME Investment Partnership (HOME) Programs**

County Executive: Pilar Sanchez

Lead Writers: Monique Coleman, Somchan Vuthipadadon, Shelley Rowton,  
Mikaela Manion, Regina Sharp

Public Comment Draft - Final approved by TCCC on August 4, 2026

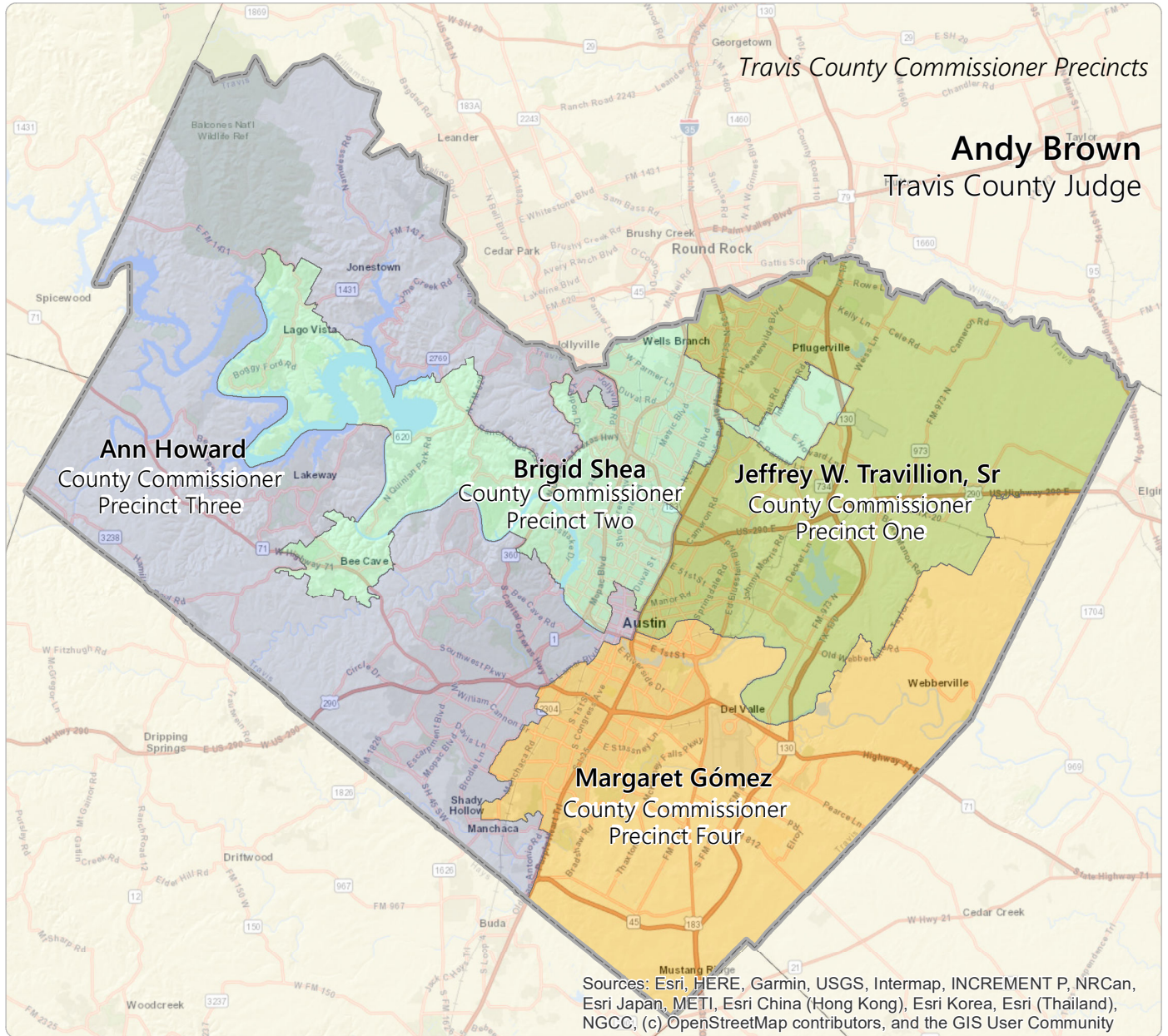
**Questions or Comments?** Please contact the CDBG/HOME Office at [cdbg@traviscountytx.gov](mailto:cdbg@traviscountytx.gov)

Travis County HHS  
CDBG/HOME Office  
P.O. Box 1748  
Austin, TX 78767  
[cdbg@traviscountytx.gov](mailto:cdbg@traviscountytx.gov)  
<https://www.traviscountytx.gov/health-human-services/cdbg>





# TRAVIS COUNTY, TEXAS



In addition to the unincorporated areas, the Travis County CDBG/HOME Service Area for PY26 includes the cities of Bee Cave, Creedmoor, Lago Vista, Lakeway, Manor, Sunset Valley, and West Lake Hills, as well as the Villages of San Leanna and Webberville.

# TABLE OF CONTENTS

## I. Executive Summary

<i>Introduction.....</i>	<i>1</i>
<i>Summary of Objectives and Outcomes Identified in the Plan.....</i>	<i>3</i>
<i>Evaluation of Past Performance.....</i>	<i>4</i>
<i>Summary of Citizen Participation Process and Consultation Process.....</i>	<i>6</i>
<i>Summary of Public Comments.....</i>	<i>7</i>
<i>Summary of Comments or Views not Accepted and the Reasons for Not Accepting Them.....</i>	<i>7</i>
<i>Summary.....</i>	<i>7</i>

## II. The Process

<i>Lead &amp; Responsible Agencies.....</i>	<i>8</i>
<i>Consultation with Stakeholders.....</i>	<i>9</i>
<i>Public Participation.....</i>	<i>23</i>

## III. Strategic Plan

<i>Geographic Priorities.....</i>	<i>30</i>
<i>Priority Needs.....</i>	<i>31</i>
<i>Goals.....</i>	<i>37</i>

## IV. Annual Action Plan

<i>Expected Resources.....</i>	<i>39</i>
<i>Annual Goals and Objectives.....</i>	<i>39</i>
<i>Projects.....</i>	<i>41</i>
<i>Geographic Distribution.....</i>	<i>51</i>
<i>Affordable Housing.....</i>	<i>51</i>
<i>Public Housing.....</i>	<i>52</i>
<i>Homeless and Other Special Needs Activities.....</i>	<i>55</i>
<i>Barriers to affordable housing.....</i>	<i>63</i>
<i>Other Actions.....</i>	<i>66</i>
<i>Program Specific Requirements.....</i>	<i>70</i>

## APPENDICES

*Appendix A – Public Participation*

*Appendix B – Projects & Alternate Projects*

*Appendix C – Maps*

# Section I - Executive Summary

## Introduction

Under the provisions of the Housing and Community Development Act of 1974 (42 USC 5301) and the National Affordable Housing Act of 1990 (42 USC 12701), the Federal government, through the U.S. Department of Housing and Urban Development (HUD), sponsors the Community Development Block Grant (CDBG) and HOME Investment Partnerships (HOME) Programs. CDBG provides funds from HUD to cities and counties to develop viable urban communities, which includes offering decent housing, a suitable living environment, and expanding economic opportunities for low- and moderate-income individuals. The HOME Program, the largest federal block grant dedicated exclusively to affordable housing, provides formula grants from HUD to support the development, rehabilitation, and rental assistance for low-income households. Since 2006, Travis County has received CDBG funds from HUD on an annual basis, and since 2024, the County has also received HOME funds from HUD.

Designated as the lead agency by the Travis County Commissioners Court, the Health and Human Services Department (HHS) prepares and submits this annual Action Plan to HUD every year. HHS is responsible for the public notification process, approval of projects, and the administration of these grants.

The Action Plan for Program Year 2026 (PY26) is the County's strategy for addressing the community's critical housing and community development needs in the Travis County CDBG/HOME service area. The PY26 service area includes all unincorporated areas of Travis County; the cities of Bee Cave, Creedmoor, Lago Vista, Lakeway, Manor, Sunset Valley, and West Lake Hills; and the Villages of San Leanna and Webberville.

PY26 is the third year of the five-year Consolidated Plan that spans PY24-PY28. Both the Consolidated Plan (ConPlan) and Action Plan are developed under the guidelines established by HUD. The Action Plan allocates a total of approximately \$1,775,869 in CDBG funds and \$508,447.38 in HOME funds supplemented with a non-federal match of \$95,333.89, which will assist low- and moderate-income Travis County households in the County's CDBG service area through a combination of infrastructure improvements, fair housing efforts, community engagement, coordination, planning, and advocacy.

Community engagement and participation is an essential goal of this program. CDBG/HOME staff drew on a variety of data sources to provide a quantitative analysis of community needs and provided multiple opportunities to collect public input. The draft Annual Action Plan will be made available for public review from Monday, June 17, 2026, through Monday, July 20, 2026, and a public hearing will be held on Tuesday, July 14, 2026.

At the end of each fiscal year, the County must also prepare a Consolidated Annual Performance Evaluation Report (CAPER) to provide information to HUD and the public. The CAPER serves to evaluate the County's performance and to determine whether the activities undertaken during the program year helped to meet the County's five-year goals and address priority needs identified in both the ConPlan and the Action Plan. This annual performance report, prepared with public review and comment, must be submitted to HUD annually, no later than December 31 of each year following the end of each program year (which runs October 1 through September 30).

Figure 1.1. Travis County Mission, Vision & Goals

**Our Mission**  
Building a Travis County where ALL people can thrive with dignity and respect

**Our Vision**  
Travis County will be recognized as the best county in the US for all racial, ethnic, and economic groups. Getting there will require:

- Soliciting community engagement to better understand the needs and solutions of County residents
- Closing every divide, everywhere east and west
- Achieving measurable equity in investment, availability of services, and results
- Reducing crime & jail populations, supported by increased/effective mental & behavioral health services so that the community will be safer
- Delivering nationally recognized climate resilience, environmental stewardship, greenhouse gas reductions, and disaster preparedness programs
- Implementing an effective, continuously improving, innovative strategy that achieves its goals

**Seven Strategic Goals**

In order to achieve our mission and vision, we must:

- Promote **economic well-being** and racial, ethnic, and **economic equity**.
- Provide services that support people's **physical and mental health**.
- Provide services that support the **safety** of people in the community.
- Achieve **environmental sustainability** and prepare for major climate disruption.
- Assure **mobility that is timely, predictable, and safe**.
- Be a **trusted and well-run County**.
- Protect and **provide opportunities for those most vulnerable and underrepresented**.

\*Vision, Mission, and Goals were approved on March 28, 2023, in Commissioners Court Voting Session, Item #28

Since Program Year 2022, all applicable federally funded infrastructure projects are subject to full compliance with the Build America, Buy America Act (BABA) requirements under Title IX of [Infrastructure Investment and Jobs Act \(IIJA\), Pub. L. 11758 \(2 CFR\)](#). This requirement—referred to as the **Buy America Preference (BAP)**—mandates that unless a waiver is granted, all iron, steel, manufactured products, and construction materials used in these projects be produced in the United States, in accordance with [OMB Memorandum M-2402](#) and [HUD Notice CPD-2025-01](#). The Travis County CDBG/HOME Office will ensure BABA compliance for all applicable infrastructure projects included in the PY26 Action Plan. The Travis County CDBG/HOME Office will ensure BABA compliance for all applicable infrastructure projects included in the PY26 Action Plan.

## Summary of Objectives and Outcomes Identified in the Plan

After considering the housing, community development, and public service needs of Travis County’s low- to moderate-income residents, along with public engagement efforts, the Travis County Commissioners Court identified priorities for the five-year consolidated planning period as reflected in Table 1.1 below. Based on these priorities and the results of the PY26 Community Needs Assessment, the Commissioners Court approved projects for PY26, as summarized in Table 1.2. For a detailed discussion of the projects, refer to the “Projects” subsection within Section IV (Annual Action Plan) and Appendix B (PY26 Projects & Alternate Projects). See also Appendix C, which includes maps showing project locations (as applicable), low-to-moderate income (LMI) areas, and block groups with racial and/or ethnic concentrations.

Table 1.1 Priorities for the PY24-28 Consolidated Plan

CDBG Category	CDBG Ranking	HOME Category	HOME Ranking
Infrastructure	High	Affordable Housing (for purchase)	High
Housing Needs (Home Rehab)	High	Homeowner Assistance	High
Community Services/ Public Services	Low	Affordable Housing (for rent)	Low
Disaster Recovery, Resiliency, Emergency Management	Low	Transitional/Supportive Housing	Low
Public Buildings and Facilities	Low	Home Energy Efficiency Improvements	Low
Populations with Specialized Needs	Low	Mobile Home Rehab	Low
Business and Jobs	Low	Lead-Based Paint Hazards	Low
Planning & Capacity Building Activities	Low	Foreclosure Prevention Assistance	Low
		Mold Removal/ Remediation	Low

*\*Note: A revision is currently being proposed to the PY24–28 priorities through a pending Substantial Amendment. As a result, the information presented in this figure is expected to be updated in the final version, subject to approval of the amendment.*

Table 1.2: Project Funding Allocation

PY26 Projects	Budget
<b>CDBG Funding</b>	
<b>Estimated CDBG Grant (HUD Allocation)</b>	<b>\$ 1, 775,869.00</b>
<i>CDBG Planned Expenditures</i>	
TNR Substandard Roads Program – Summit Drive and Thomas Sinclair Blvd (Design & Engineering, Construction)	\$ 150,000.00
TNR Substandard Roads Program – Gilbert Road (Design & Engineering, Construction)	\$ 150,000.00
TNR Substandard Roads Program – Century Street and Grand Street (Design & Engineering, Construction)	\$ 150,000.00
Creedmoor Right-of-Way Improvements	\$ 600,000.00
Home Rehabilitation and Septic Repair Program	\$ 200,000.00
Infrastructure General	\$ 170,696.00
Administration & Planning (20% cap)	\$ 355,173.00
<b>HOME Funding</b>	
Estimated HOME Grant (HUD Allocation)	\$ 508,447.38
Plus 25% required match contribution from a non-federal source	\$ 95,333.89
<b>Total Estimated HOME funds (with match)</b>	<b>\$ 603,781.27</b>
<i>HOME Planned Expenditures</i>	
Housing (Down Payment Assistance)	\$ 476,669.43
CHDO Set-Aside (15%)	\$ 76,267.11
Administration & Planning (10% cap)	\$ 50,844.73
<b>Total Estimated HOME funds (with match)</b>	<b>\$ 603,781.27</b>

## Evaluation of Past Performance

The PY24–28 Consolidated Plan is Travis County’s fifth. Program Year 2026 marks the County’s twenty-first year receiving Community Development Block Grant (CDBG) funds and the third year receiving HOME Investment Partnerships (HOME) funds.

HUD monitored Travis County’s CDBG program in 2013 with no findings and one concern related to timely fund expenditure. The most recent monitoring in April 2020 resulted in one finding: subrecipient agreements from 2013–2018 lacked required 2 CFR 200 provisions. HUD also cited three concerns about policy and procedural deficiencies. In response, the CDBG Office updated its policies and subrecipient templates. The County’s external auditors reviewed the program in 2013, 2015, and 2018, with no findings or concerns.

HUD requires grantees to pass an annual timeliness test 60 days before the program year ends— in August for Travis County. The line-of-credit balance must not exceed 1.5 times the annual grant. Due to COVID-19, administrative changes, and staffing transitions, HUD waived corrective action in PY20 and PY21. The County met timeliness in PY19, as previously clarified.

Travis County’s timeliness ratio was 2.91 in PY22 and improved to 2.00 in PY23. On August 2, 2024, HUD confirmed a ratio of 1.99, the County’s closest to the 1.5 threshold since the pandemic. As of April 2026, the PY25 ratio was 3.01. To meet the August 2026 test, approximately \$2.7 million must be expended. Travis County continues to make progress toward this goal through proactive project management, strategic reallocations, and accelerated implementation of eligible CDBG activities.

To support progress, the CDBG/HOME Office implemented corrective strategies. In early June 2025, staff introduced a pre-screening intake process with Meals on Wheels Central Texas (MOWCTX) to expedite Home Rehabilitation Program (HRP) applications. In 2026, MOWCTX upgraded to a more user-friendly online application to improve accessibility for applicants and conducted additional outreach to expand program participation. To date, approximately \$129,000 has been invoiced through the HRP with six (6) home rehabilitation projects completed and fourteen (14) additional homes advancing through the construction pipeline, and more than thirty (30) homes currently in the application and eligibility review process.

In PY22, the CDBG Office completed a substantial amendment to reallocate \$114,317.31 in unspent funds from PY16–PY18. Approved by Commissioners Court on February 28, 2023, these funds were redirected to the Home Rehabilitation Program. In PY25, the CDBG Office completed multiple substantial amendments to the PY19, PY21, PY22, and PY23 Action Plans as a proactive, multi-year approach to ensure the efficient expenditure of CDBG funds within the Travis County CDBG Service Area. Approved by Commissioners Court on March 10, 2026, the amendments reallocated approximately \$685,443.28 in unspent CDBG cost savings from prior program years to eligible activities, including the Home Rehabilitation Program and eligible infrastructure projects. Concurrently, Travis County also reallocated approximately \$26,602.54 in remaining CDBG-CV funds to the Sunrise Homelessness Response Initiative to support ongoing homelessness response services.

Currently, funds from both the PY19–23 and PY24–28 Consolidated Plans are being expended, with several projects continuing across both periods. These include the Home Rehabilitation Program, Septic System Rehabilitation Program, Creedmoor Right-of-Way Improvement, Improvement, and Cardinal Hill Estates Right-of-Way Improvements. Internal monitoring is ongoing to ensure compliance and program effectiveness.

The Cardinal Hill Estates Right-of-Way Improvements project was released for bid on June 5, 2025, and approximately \$134,000 has been expended on design-phase expenditures, demonstrating ongoing progress toward project implementation. The project footprint was later extended to include a necessary drainage feature, requiring consultation with the U.S. Fish and Wildlife Service. That process is expected to be completed in 2026.

The Northridge Acres Wastewater project, which involves cross-county coordination, has been determined infeasible without significant financial participation by other stakeholders. Other solutions for improved wastewater or septic infrastructure are being assessed.

Despite timeliness challenges, the County completed several impactful infrastructure projects in PY23, including Austin’s Colony and Forest Bluff Right-of-Way Improvements, SE Metro Playground, Kennedy Ridge Wastewater System Improvements, and the CDBG-DR funded Crystal Bend Drainage project. In PY25, the County also advanced multiple substantial amendments and new project activities to accelerate expenditures and support continued investment in eligible infrastructure, housing rehabilitation, and community development projects.

The County also administered several CDBG-CV public service programs in response to Coronavirus-19. Three projects concluded in PY23: YWCA Greater Austin, The Arc of the Capital Area, and the Austin Child Guidance Center (ACGC)’s technology program. The ACGC’s therapy program concluded in PY24. As of PY25, three (3) CDBG-CV public service projects remain active under partnerships with Easterseals Central Texas, Foundation Communities, and Sunrise Navigation Center. These remaining activities are expected to conclude and close out in 2026.

Substantial amendments to the PY24-28 ConPlan, PY24 Action Plan, and PY25 Action Plan are currently in progress concurrently with development of the PY26 Action Plan. If approved, the amendments will realign program priorities, expand eligible activity categories, and reallocate available fundings to existing or new projects and activities to address evolving community development and housing needs within Travis County CDBG/HOME service area.

## **Summary of Citizen Participation & Consultation Process**

Information on community needs was gathered through a variety of mechanisms to inform the PY26 Action Plan. Residents and organizations had the opportunity to provide input by attending a public hearing, completing a Needs Assessment survey, requesting or participating in community meetings, and engaging in consultation meetings with CDBG/HOME staff.

One (1) public hearing was held during the regularly scheduled Commissioners Court voting session on March 24, 2026. Community members were invited to attend in person or call in to offer comments or ask questions. One (1) verbal comment was provided during the hearing. Additionally, one (1) public comment was submitted via email. Both the hearing transcript and the written comment, along with the County's response, are included in Appendix A.

Community Needs Assessment surveys were made available to residents in English and Spanish online for input through March 31, 2026. Printed copies were also provided upon request to individuals without internet access and were available at all six (6) Travis County Community Centers throughout the year. To encourage broad participation, the CDBG/HOME Office conducted ten (10) community outreach events to actively engage residents and promote the survey. These targeted efforts resulted in a total of 465 resident responses.

To gather additional input on community needs, a separate online Community Needs Assessment survey was distributed to area agencies and organizations. Eight (8) agencies, including nonprofit organizations and Travis County departments— participated with a total of seventeen (17) responses.

Between November 1, 2025 and March 31, 2026, the CDBG/HOME Office also carried out a comprehensive consultation process. In April and May 2026, the team conducted additional, relevant and timely consultations bringing the totals to:

- Four (4) agencies completing an online consultation survey
- Five (5) presentations were made to participating small cities detailing the CDBG program, ongoing projects, and Community Needs Assessment surveys.
- Twenty-five (25) virtual consultation meetings, including:
  - Five (5) consultations with Travis County departments,
  - Six(6) consultations with participating small city representatives, and
  - Fourteen (14) consultations with community organizations, non-participating local governments, business leaders, and state agencies.

Please see Appendix A for more details.

Finally, the draft PY26 Action Plan was posted for public comment for thirty days beginning June 17, 2026, through to July 20, 2026. A public hearing was held at the Travis County Commissioners Court on Tuesday, July 14, 2026.

## Summary of Public Comments

A public hearing to receive input on the proposed PY26 Action Plan will be held on Tuesday, July 14, 2026, during the 30-day public comment period (June 17, 2026 through July 20, 2026). A summary of verbal comments received at the hearing and written comments submitted via email will be added following the close of the public comment period.

### Summary of comments to be added following July 14, 2026 hearing.

County staff provided responses to each comment received. The comments, the corresponding responses, and the hearing transcript are included in Appendix A, along with additional details on the public participation and consultation process (to be added following July 14, 2026 hearing).

## Summary of Comments or Views Not Accepted and the Reasons for Not Accepting Them.

All comments were accepted.

## Summary

The PY26 Action Plan outlines Travis County’s strategy for implementing its Community Development Block Grant (CDBG) and HOME Investment Partnerships (HOME) programs during Program Year 2026. Building on the priorities identified in the PY24–28 Consolidated Plan, the Action Plan defines current-year goals, project selections, and funding allocations to address community needs. It also summarizes the County’s citizen participation process, needs assessment findings, and interagency consultation efforts. Please see Appendix A for more details on these activities.

# Section II - The Process

## Lead & Responsible Agencies

***Describe the agency/entity responsible for preparing the Consolidated Plan and those responsible for administration of each grant program and funding source***

The Travis County Health and Human Services (HHS) Department is the lead agency responsible for developing the PY26 Action Plan and administering the County’s Community Development Block Grant (CDBG) and HOME Investment Partnerships (HOME) programs. Within HHS, the Supportive Housing Division (SHD) includes the CDBG and HOME Program, which oversees program implementation. HHS is responsible for identifying community needs, preparing strategic and annual plans, managing project delivery in collaboration with other County departments and community partners, administering grant funds, and conducting performance monitoring and reporting. The HHS Department reports to the Travis County Commissioners Court, which provides program oversight. Effective coordination with multiple County departments is essential to successfully implementing the activities outlined in this Action Plan.

Table 2.1 below identifies the agencies responsible for administering the PY26 Action Plan and implementing specific projects and activities funded through the CDBG and HOME programs.

Table 2.1: Responsible Agencies

Agency Role	Name	Department/Agency
CDBG Administrator	Travis County, TX	Health and Human Services
HOME Administrator	Travis County, TX	Health and Human Services

### ***Action Plan Public Contact Information***

Somchan Vuthipadadon  
CDBG Planning Manager  
Travis County Health and Human Services  
P.O. Box 1748, Austin, TX 78767  
P: 512.854.3460 F: 512.854.7140

# Consultation with Stakeholders

## ***Introduction***

To inform the Program Year 2026 (PY26) Action Plan, the Travis County CDBG/HOME Office undertook extensive consultation efforts with a wide range of stakeholders—including nonprofit organizations, small city partners, Travis County departments, businesses, and state and local agencies. The goal was to gather input on local needs, service gaps, and opportunities for collaboration to better serve low- to moderate-income residents. Stakeholders were invited to participate in one or more ways:

- Completing the Community Needs Assessment survey
- Submitting an online consultation survey
- Participating in a virtual one-on-one consultation with CDBG/HOME staff

Between November 2025 and March 31, 2026, the CDBG/HOME Office conducted twenty-three (23) consultations with two additional consultations occurring in May 2026. These were past the March 31 cutoff included in the Travis County CDBG Citizen Participation Plan but were included as they were current and relevant interactions and brought the consultation total to twenty-five (25). Several consultations (including Gfiber and Lakeway Police) and one outreach event (Travis County HHS Staff Professional Development Day) have been included in the efforts detailed in this plan and in Appendix A.

These efforts were complemented by four (4) consultation survey responses and seventeen (17) individual agencies and organizations submitted Community Needs Assessment survey responses.

The consultation process provided meaningful insights into community needs across topics including housing, infrastructure, economic development, public health, and service accessibility. It also underscored the value of strong partnerships, coordinated planning, and flexible program design. A few consistent concerns surfaced throughout the consultations, highlighting the need for supportive housing services around affordable housing developments, the need for infrastructure that supports access to existing public transportation, issues with food deserts and food insecurity in Eastern Travis County, and aging infrastructure unable to keep up with the needs of a rapidly growing population.

The CDBG/HOME Office continues to engage agencies delivering opportunities through a myriad of services to diverse populations. Notably, the County has built a partnership with the Texas Department of State Health Services to support lead poisoning education and remediation efforts, and CDBG/HOME staff regularly attend strategic planning workgroups to stay informed and share County-led initiatives.

## ***Key Insights from Consultations***

### ***Affordable Housing and Home Repair:***

Preserving affordable housing, particularly for seniors and low-income homeowners, was a priority across stakeholder groups. Rising construction and rehab costs were cited as significant barriers. Agencies recommended sustained investment in home repair programs, year-round funding, and stronger outreach partnerships to better connect services to eligible households.

### ***Infrastructure and Access in Small Cities:***

Small cities highlighted ongoing infrastructure needs such as sidewalks, ADA compliance, drainage improvements, and water access. Some partner cities struggle to meet the 51% Low-to- Moderate-Income

(LMI) resident requirement in areas needing infrastructure improvements and are interested in serving presumed benefit populations like older adults and residents with disabilities. They also helped promote the Needs Assessment survey within their communities.

***Resilience, Public Health, and Accessibility:***

County departments and state agencies emphasized disaster preparedness, lead contaminant mitigation, and digital equity.

Emergency Services flagged the need for backup power and improved accessibility at shelter facilities. Following the July 2025 floods in Travis County, flood preparedness and response are at the forefront of many planning efforts.

Several small cities also drew attention to the need for flood and wildfire mitigation efforts.

Texas Department of State Health Services (DSHS) encouraged proactive lead education and remediation.

***Digital Equity***

ITS, Knowbility, Latinitas and GFiber all noted gaps in digital literacy and affordability for low-income households.

***Family Stability and Economic Development:***

Nonprofit partners highlighted the importance of early interventions to prevent homelessness, improve access to affordable childcare, and support workforce development. Many organizations mentioned issues with access to clean water as well as the presence of food deserts in Eastern Travis County. Additional concerns were raised regarding transportation, including lack of public transit options and lack of accessible public transit due to barriers such as missing sidewalks near bus stops. Multiple organizations and small city partners also drew attention to issues surrounding school closures and lack of funding for public schools in the Del Valle and Sunset Valley areas.

Please refer to Appendix A for full consultation details.

***Provide a concise summary of the jurisdiction’s activities to enhance coordination between public and assisted housing providers and private and governmental health, mental health, and service agencies.***

To enhance coordination between public and assisted housing providers and private and governmental health, mental health, and service agencies, Travis County has taken several strategic steps.

In June 2023, the County created the Supportive Housing Division (SHD) within the Department of Health and Human Services (HHS), integrating the CDBG Office into this new division. This structural change supports a more coordinated approach to housing stability and supportive services.

The County also partners with Austin Travis County Integral Care (ATCIC) to operate Jail Diversion programs that connect individuals with mental illness or substance use disorders to treatment and housing services as alternatives to incarceration.

Travis County continues to work with the area housing finance corporations and regional partners through participation in the Ending Community Homelessness Coalition (ECHO), the Central Texas Regional Assessment of Fair Housing, and a Joint Comprehensive Housing Market Study.

Finally, the CDBG/HOME Office has continued hosting a Regional Analysis of Impediments Working Group consisting of area Fair Housing professionals, continuing to work together to identify strategies to remove impediments to Fair Housing. This group has an established goal matrix and is currently establishing strategies and tactics to complete short-term, highly achievable goals.

CDBG staff engaged with housing and health-related organizations during the PY26 consultation process, including Frameworks, Texas State Affordable Housing Corporation, Foundation Communities, Integral Care, and Sunrise Community Church (dba Sunrise Homeless Navigation Center). These consultations underscored the need for coordinated services, wraparound support, and targeted interventions to promote housing stability.

Through these efforts, Travis County continues to strengthen cross-sector collaboration to improve housing and health outcomes for its most vulnerable residents.

***Describe coordination with the Continuum of Care and efforts to address the needs of homeless persons (particularly chronically homeless individuals and families, families with children, veterans, and unaccompanied youth) and persons at risk of homelessness.***

Travis County coordinates extensively with the Ending Community Homelessness Coalition (ECHO)<sup>1</sup>, the lead agency for the local Continuum of Care (CoC), which oversees system-wide planning and implementation. [ECHO's 2018 Action Plan to End Homelessness](#) outlines five strategic pillars—Outreach & Shelter, Housing & Support Services, Addressing Disparities, Community Commitment, and Effective System Response.

Travis County contributes to each of these focus areas through participation in planning groups, service investments, and support for coordinated implementation. County staff actively serve on ECHO's Independent Review Team, Leadership Council, and Homelessness Equity Coalition Taskforce, ensuring that local planning reflects the needs of vulnerable populations, including individuals with disabilities, families with children, veterans, and unaccompanied youth.

System Components to End Homelessness in Austin/Travis County



The County supports individuals experiencing literal homelessness as well as those who are precariously housed or at risk of homelessness. Through PY24 and PY25, CDBG-CV funds supported a partnership with Sunrise Navigation Center, which provides trauma-informed outreach, mobile services, and a service hotline to people living unsheltered in Travis County's unincorporated areas and small cities. As the largest service provider for unsheltered individuals in the region, Sunrise plays a key role in connecting CoC priority populations to essential services and housing pathways. Although the CDBG-CV funded activity is anticipated to conclude in PY25 (FY2026), the partnership helped lay important groundwork for continued

collaboration and strengthened the County's capacity to connect unsheltered residents to housing and supportive services.

<sup>1</sup> The Ending Community Homelessness Coalition (ECHO) is a 501(c)(3) non-profit organization and is the lead agency that plans and implements community-wide strategies to end homelessness in Austin and Travis County. ECHO works with nonprofits and government agencies to coordinate assistance and housing for people experiencing homelessness in our community. Source: <https://www.austinecho.org/about-echo/>, last accessed on May 12, 2026.

Though not directly coordinated through the CoC, the County's CDBG-funded Home Rehabilitation Program supports housing retention for low-income households, particularly seniors and persons with disabilities by preserving safe, livable housing conditions. This proactive investment helps prevent displacement and long-term housing instability, indirectly reducing pressure on the homeless response system.

Through ongoing consultation, planning participation, and targeted investments, Travis County strengthens the continuum of care and coordinates with public, nonprofit, and health agencies to improve outcomes for individuals and households facing homelessness.

***Describe consultation with the Continuum(s) of Care that serves the jurisdiction's area in determining how to allocate ESG funds, develop performance standards for and evaluate outcomes of projects and activities assisted by ESG funds, and develop funding, policies and procedures for the operation and administration of HMIS.***

Travis County became newly eligible to receive ESG funds in 2026 and has not established ESG-funded projects and activities at this time. As part of ongoing program planning efforts, the County has initiated coordination with the local Continuum of Care regarding ESG funding priorities, performance standards, HMIS participation, and program administration consistent with ESG requirements. The County is currently processing a substantial amendment to the PY24–28 Consolidated Plan to acknowledge ESG funding eligibility. Future planning efforts may include updates to community needs assessment and survey activities to further evaluate homelessness and housing stability within the service area.

**Describe Agencies, groups, organizations, and others who participated in the process and describe the jurisdiction’s consultations with housing, social service agencies and other entities.**

Table 2.2: Consultations

<b>1. City of Bee Cave</b>	
Agency/Group/Organization Type	Local Government
What section of the Plan was addressed by Consultation?	Community Needs Assessment
Briefly describe how the Agency/Group/Organization was consulted. What are the anticipated outcomes of the consultation or areas for improved coordination?	The CDBG team gave a presentation to the Bee Cave City Council and leadership on March 10, 2026, to help identify priorities for, and areas of, investment for the next program year, specifically around the availability of funding. The CDBG team shared the PY26 Community Needs Assessment Survey and discussed opportunities to get further involved in the community. Recommendations were made by Bee Cave staff on how to better share upcoming surveys in their community, and a request was submitted to share previous years’ data for their own consideration.
<b>2. City of Creedmoor</b>	
Agency/Group/Organization Type	Local Government
What section of the Plan was addressed by Consultation?	Community Needs Assessment
Briefly describe how the Agency/Group/Organization was consulted. What are the anticipated outcomes of the consultation or areas for improved coordination?	The CDBG team gave a presentation to the Creedmoor Board of Aldermen and staff on March 19, 2026, to share program information with the aldermen and attending citizens. This included a Q&A segment from aldermen and residents. Additionally, the CDBG Team met with Creedmoor leadership on March 23, 2026, to further identify priorities for, and areas of, investment for the next program year, specifically around the availability of funding. The CDBG team shared the PY26 Community Needs Assessment Survey and discussed opportunities to get further involved in the community. Additionally, a road improvement project in Creedmoor was added to the slate of projects for PY25 and is included in this PY26 Action Plan for additional funding.
<b>3. City of Lakeway</b>	
Agency/Group/Organization Type	Local Government
What section of the Plan was addressed by Consultation?	Community Needs Assessment
Briefly describe how the Agency/Group/Organization was consulted. What are the anticipated outcomes of the consultation or areas for improved coordination?	The CDBG team gave a presentation to the Lakeway City Council and leadership on March 16, 2026, to share program information with the council members and attending citizens. This included a Q&A segment from council members and residents. Additionally, the CDBG Team met with Lakeway leadership on March 30, 2026, to further identify priorities for and areas of investment for the next program year, specifically around the availability of funding. The CDBG team shared the PY26 Community Needs Assessment Survey and discussed opportunities to get further involved in the community. Some specific topics of discussion were issues of connectivity within Lakeway to major

	roadways, plans for a town center, and ongoing issues with lack of access to affordable and inclusive public transit options.
<b>4. City of Sunset Valley</b>	
Agency/Group/Organization Type	Local Government
What section of the Plan was addressed by Consultation?	Community Needs Assessment Section IV – Action Plan
Briefly describe how the Agency/Group/Organization was consulted. What are the anticipated outcomes of the consultation or areas for improved coordination?	<p>CDBG met with Sunset Valley leadership on March 24, 2026 to discuss collaboration opportunities. In the meeting, staff discussed the new Capital Improvement Plan that Sunset Valley is launching in 2027. Many opportunities for collaboration or potential use of CDBG funding were discussed and further conversation is expected.</p> <p>The CDBG team gave a presentation to the Sunset Valley City Council and leadership on April 21, 2026, to help identify priorities for, and areas of, investment for the next program year, specifically around the availability of funding. The CDBG team shared the PY26 Community Needs Assessment Survey, presented program details, and discussed opportunities to get further involved in the community.</p>
<b>5. City of West Lake Hills</b>	
Agency/Group/Organization Type	Local Government
What section of the Plan was addressed by Consultation?	Community Needs Assessment
Briefly describe how the Agency/Group/Organization was consulted. What are the anticipated outcomes of the consultation or areas for improved coordination?	<p>Travis County CDBG staff presented at the West Lake Hills City Council meeting on March 25, 2026. The presentation covered past and current CDBG projects, how funds can be used and how projects qualify. The CDBG team shared the PY26 Community Needs Assessment Survey and discussed opportunities to get further involved in the community. A question-and-answer portion was held after the presentation and staff had meaningful interaction with the council members, Mayor, and attending residents.</p>
<b>6. Del Valle Community Coalition (DVCC)</b>	
Agency/Group/Organization Type	<p>Non-profit Organization Business and Civic Leaders Service type – Housing, Children, Elderly Persons, Persons with Disabilities, Persons with HIV/AIDS, Victims of Domestic Violence, Homeless, Health, Education, Employment, Fair Housing</p>
What section of the Plan was addressed by Consultation?	Community Needs Assessment
Briefly describe how the Agency/Group/Organization was consulted. What are the anticipated outcomes of the consultation or areas for improved coordination?	<p>CDBG staff conducted a virtual consultation with the Del Valle Community Coalition on March 23, 2026. Discussion topics were broad and covered many areas of need for residents of Travis County’s Eastern Crescent and the Del Valle area. Some major concerns noted were, access to food and the food desert in the area, access to clean water, availability of community spaces (special note was made that the Del Valle Community Center is far away from many communities and lacks the scale necessary to provide for the needs of the community) and lack</p>

	of transportation options or job opportunities. CDBG and DVCC staff found areas for collaboration and outreach in the future.
<b>7. Drive a Senior Northwest Austin</b>	
Agency/Group/Organization Type	Non-profit Organization Service type - Elderly Persons, Persons with Disabilities, Health
What section of the Plan was addressed by Consultation?	Community Needs Assessment
Briefly describe how the Agency/Group/Organization was consulted. What are the anticipated outcomes of the consultation or areas for improved coordination?	<p>The CDBG office met virtually with staff from Drive a Senior Northwest on March 11, 2026. The organization provided an important insight on the intersection of residents with ADA compliance needs, Elderly persons, and issues with infrastructure and accessible transportation. Serving more than 8,000 clients a year, they noted that social services are important, but if residents don't have a way to reach those services it impacts their effectiveness.</p> <p>Staff further communicated that there are severely limited options for social services close to rural areas in Northwest Travis County, meaning that residents must use limited public transit or services like Drive a Senior. CDBG funding was discussed to help residents with ADA compliance needs through Home Rehab and possible infrastructure projects. Further collaboration is expected as well as outreach to residents participating in the program.</p>
<b>8. Texas Department of State Health and Safety Childhood Lead Paint Poisoning Prevention (TDSHS-CLPPP) Program</b>	
Agency/Group/Organization Type	State Health and Child Welfare Agency
What section of the Plan was addressed by Consultation?	Community Needs Assessment Section IV - Annual Action Plan
Briefly describe how the Agency/Group/Organization was consulted. What are the anticipated outcomes of the consultation or areas for improved coordination?	The Texas Department of State Health and Safety's Childhood Lead Paint Poisoning Prevention program met with CDBG staff on May 4, 2026. The community issues DSHS CLPPP brought attention to primarily focused on lack of funding that limited the scope and reach of their programs. Areas of collaboration were discussed, with the Home Rehab program available to fund the removal of lead contaminants in qualifying homes in the CDBG service area. DSHS CLPPP also encouraged CDBG's continued attendance of their quarterly program update meetings and potentially sharing information about the dangers of lead exposure with residents.
<b>9. Foundation Communities (FC)</b>	
Agency/Group/Organization Type	Non-profit Organization Systems of Care Service type – Housing, Homelessness, Persons with Disabilities, Education, Fair Housing
What section of the Plan was addressed by Consultation?	Community Needs Assessment

Briefly describe how the Agency/Group/Organization was consulted. What are the anticipated outcomes of the consultation or areas for improved coordination?	A representative from Foundation Communities participated in consultation meetings with the CDBG team on March 25, 2026. In the meeting, FC identified key fair housing concerns including safety, affordability, and limited access to transportation. The organization emphasized the need for free, widely accessible tenant rights education, rent subsidies or affordability strategies, and expanded public transportation options. Transportation-related challenges noted by FC included traffic congestion, a lack of affordable parking, and limited transit service across the region. There was discussion of shared issues regarding effective outreach in rural areas of Travis County, especially around the Webberville area.
---	---

### 10. Frameworks

Agency/Group/Organization Type	Service type – Family/Community Services, Affordable Housing, Fair Housing, Education Needs of Low-Income Individuals and Families
What section of the Plan was addressed by Consultation?	Community Needs Assessment
Briefly describe how the Agency/Group/Organization was consulted. What are the anticipated outcomes of the consultation or areas for improved coordination?	The agency attended a meeting with Travis County CDBG staff on March 23, 2026. The meeting centered around a debrief on the services and methods through which Frameworks supports accessible and affordable homeownership. Some of these include foreclosure prevention programs, homeownership classes and mentorship, acquisition and rehabilitation programs and more. Staff discussed potential program overlaps between Frameworks and new HOME grant efforts.

### 11. GFiber

Agency/Group/Organization Type	Business and Civic Leaders Broadband Internet Service Providers
What section of the Plan was addressed by Consultation?	Community Needs Assessment
Briefly describe how the Agency/Group/Organization was consulted. What are the anticipated outcomes of the consultation or areas for improved coordination?	CDBG staff met with a representative from Gfiber on May 6, 2026. The goal of the meeting was to inform staff on issues of broadband connectivity in Travis County. Gfiber noted several issues with installing fiber in the Eastern crescent of Travis County. They called specific attention to substandard roads that make the required hardware fitting for fiber challenging and cost prohibitive. Additionally, like other agencies that CDBG has consulted regarding digital equity, Gfiber noted income barriers in LMI neighborhoods. Future potential for collaboration was discussed in addressing road improvements or permitting communities to install fiber and improve internet access.

### 12. Integral Care

Agency/Group/Organization Type	Non-profit Organization Systems of Care Service type – Housing, Homelessness, Persons with Disabilities, Education, Fair Housing
What section of the Plan was addressed by Consultation?	Community Needs Assessment

Briefly describe how the Agency/Group/Organization was consulted. What are the anticipated outcomes of the consultation or areas for improved coordination?	Integral Care attended a meeting with Travis County CDBG staff on March 23, 2026, to help identify priorities for, and areas of, investment for the next program year, specifically in funding and the availability of resources for homelessness outreach. The discussion covered Integral Care’s services and their clients’ needs. Potential funding opportunities were discussed for infrastructure improvements, specifically around Community First Village, as well as outreach opportunities for CDBG staff to connect with their clients and other agencies they collaborate with. Integral Care also contributed a significant amount of data to this Action Plan and offers a critical insight into the state of homelessness in Travis County.
---	--

### **13. Knowbility**

Agency/Group/Organization Type	Narrowing the Digital Divide Services – Persons with Disabilities Community-based Organization Representing Protected Class Members
What section of the Plan was addressed by Consultation?	Community Needs Assessment
Briefly describe how the Agency/Group/Organization was consulted. What are the anticipated outcomes of the consultation or areas for improved coordination?	CDBG staff met with a team from Knowbility on March 26, 2026. In the discussion, staff covered the ways that department outreach and community engagement could be improved to better connect with persons with disabilities. Changes to promotional material, online resources and the department website were discussed. Further opportunities for participation in Knowbility learning workshops and community engagement will be explored.

### **14. Latinitas**

Agency/Group/Organization Type	Non-profit Organization Business and Civic Leaders Narrowing the Digital Divide Community-based Organization Representing Protected Class Members
What section of the Plan was addressed by Consultation?	Community Needs Assessment
Briefly describe how the Agency/Group/Organization was consulted. What are the anticipated outcomes of the consultation or areas for improved coordination?	CDBG met with Latinitas on March 25, 2026. As an organization involved deeply with Spanish-speaking populations of Travis County, Latinitas provided a critical insight into an underserved population. During the conversation, special attention was brought to the needs of infrastructure improvements around schools for safe walkability, food insecurity, broadband internet access, and general resources awareness and accessibility. Further opportunities for CDBG engagement in monthly community meetings were discussed.

### **15. Round Rock CDBG**

Agency/Group/Organization Type	Local Government Affordable Housing Public Agency Addressing Needs for Low-income Individuals and Families
What section of the Plan was addressed by Consultation?	Community Needs Assessment

Briefly describe how the Agency/Group/Organization was consulted. What are the anticipated outcomes of the consultation or areas for improved coordination?	The Round Rock CDBG department met with Travis County CDBG on March 27, 2026. The discussion covered many topics, including areas of overlap and difference between both grants. The Round Rock CDBG team provided insight into how they manage project contracts. Access to clean water for communities common to Travis and Williamson Counties was discussed. Future potential collaboration with advocacy for these communities or possibly for joint funding ventures were considered.
---	---

**16. Sunrise Community Church dba Sunrise Homeless Navigation Center (Sunrise)**

Agency/Group/Organization Type	Non-profit Organization Systems of Care Service type – Housing, Homeless, Persons with Disabilities, Education, Fair Housing
What section of the Plan was addressed by Consultation?	Community Needs Assessment
Briefly describe how the Agency/Group/Organization was consulted. What are the anticipated outcomes of the consultation or areas for improved coordination?	Sunrise attended a meeting with Travis County CDBG staff on March 23, 2026, to help identify priorities for, and areas of investment for the next program year, specifically in funding and the availability of resources for homelessness outreach. The discussion covered Sunrise Communities services and their clients' needs. Outreach opportunities for CDBG staff to connect with their clients and other agencies they collaborate with were discussed. Sunrise is moving into a new three-year plan cycle to establish the direction of their agency. There will be many opportunities for collaboration during this process. Additionally, there was discussion of Sunrise potentially holding an informal workshop to inform CDBG staff about their programs and learn more about homelessness in Travis County.

**17. Texas Association of Mexican American Chambers of Commerce**

Agency/Group/Organization Type	Non-profit Organization Business and Civic Leaders Organization Representing Protected Class Members
What section of the Plan was addressed by Consultation?	Community Needs Assessment
Briefly describe how the Agency/Group/Organization was consulted. What are the anticipated outcomes of the consultation or areas for improved coordination?	The Texas Association of Mexican American Chambers of Commerce met with Travis County CDBG on March 26, 2026. TAMAC provides a critical insight into the experiences of Hispanic residents of Travis County. There were many points of discussion during the meeting, often focused on issues that TAMAC sees the residents they serve facing. Issues of racial profiling, changes with DEI (Diversity, Equity, and Inclusion), permitting issues, deportations, and more have disproportionately affected Mexican American residents. TAMAC sees CDBG's role in their organization being one of advocacy to elected officials, continued education of constituents of County resources available to them, and ongoing participation in their outreach efforts.

**18. Texas State Affordable Housing Corporation**

Agency/Group/Organization Type	Non-profit Organization (Created at the direction of the Texas State Legislature) Housing
What section of the Plan was addressed by Consultation?	Community Needs Assessment
Briefly describe how the Agency/Group/Organization was consulted. What are the anticipated outcomes of the consultation or areas for improved coordination?	The Texas State Affordable Housing Corporation met with CDBG staff March 27, 2026. The meeting was focused on the ways housing programs available through TSAHC are compatible with and different from CDBG programs. Specific areas that TSAHC drew attention towards included food deserts in Travis County’s Eastern Crescent, and the need for supportive housing services in or near affordable developments.
<b>19. Travis County Emergency Management Services</b>	
Agency/Group/Organization Type	Local Government Flood-prone Area Managers Emergency Management Agency
What section of the Plan was addressed by Consultation?	Community Needs Assessment
Briefly describe how the Agency/Group/Organization was consulted. What are the anticipated outcomes of the consultation or areas for improved coordination?	Travis County Emergency Management Services met with CDBG staff on April 27, 2026. TCEMS drew attention to many important issues revolving around public safety. Some highlights included, wildfire prevention, flood mitigation, need for public shelters, improved warning efficacy, and improved weatherization infrastructure, such as HVAC for vulnerable residents. Time was also spent discussing the specific impacts of the July 2025 floods that impacted northwest Travis County and the EMS response in the wake of this disaster. Future funding potential opportunities through CDBG-DR, infrastructure improvements, Home Rehab, and other avenues were discussed. Additionally, many opportunities for potential future collaboration between CDBG and EMS were found.  Additionally, TCEMS shared information on their community outreach series named “Travis Teaches” that occurs year-round throughout the county (rotates every two weeks, visiting each portion of the county on a quarterly basis). CDBG was invited to host a table at these events to engage residents and provide information on opportunities within the CDBG program.
<b>20. Travis County Information Technology Services</b>	
Agency/Group/Organization Type	Local Government Narrowing the Digital Divide
What section of the Plan was addressed by Consultation?	Community Needs Assessment

Briefly describe how the Agency/Group/Organization was consulted. What are the anticipated outcomes of the consultation or areas for improved coordination?	Travis County ITS met with CDBG on April 13, 2026. As an internal county agency designed to support county staff, ITS' perspective focused on how internet connectivity for residents could be fostered within county organizations. While there are some access barriers to internet services due to infrastructure, affordability is the biggest issue that ITS is aware of. They believe that subsidization of internet service costs would be the greatest benefit to closing the digital divide. Future collaboration via outreach and connecting with other Broadband focused agencies was discussed.
---	---

### **21. Travis County Transportation and Natural Resources Long Range Planning**

Agency/Group/Organization Type	Local Government Planning Organization Public Land/Water Resource Agency Flood-Prone Area Managers
What section of the Plan was addressed by Consultation?	Community Needs Assessment
Briefly describe how the Agency/Group/Organization was consulted. What are the anticipated outcomes of the consultation or areas for improved coordination?	The Long-Range Planning division for Travis County Transportation and Natural Resources met with CDBG staff on May 26, 2026. While the conversation with TNR's Public Works team focused on specific project areas, TNR Planning provided a broader picture of county needs at this time. Some issue areas that were mentioned specifically include the need for improved access to/ safety of public transit options. Specifically, attention was brought to the need for sidewalks and walkability improvements that allow communities to access existing public transit. The TNR Planning team updated CDBG staff on many upcoming program initiatives they will be launching in the next 6 month to 2-year period. Many potential areas of collaboration, funding avenues and outreach opportunities were discussed alongside these initiatives.

### **22. Travis County Transportation and Natural Resources Public Works Division**

Agency/Group/Organization Type	Local Government Public Water/Land Resource Agency Flood-Prone Area Managers
What section of the Plan was addressed by Consultation?	Community Needs Assessment
Briefly describe how the Agency/Group/Organization was consulted. What are the anticipated outcomes of the consultation or areas for improved coordination?	The Public Works division of Travis County Transportation and Natural Resources met with CDBG staff on March 30, 2026. Both teams found a significant amount of program overlap when it came to the need for/ and development of infrastructure improvement projects in the county. Specific locations in county limits with known issues in substandard roads, right-of-way problems, poor drainage, lack of walkability, and other such difficulties were discussed. Special notes were made of communities in Lago Vista in need of sidewalk improvements and potential for brush clearing and/or neighborhood cleaning in Cardinal Hills.

### **23. Williamson County CDBG**

Agency/Group/Organization Type	Local Government Affordable Housing Public Agency Addressing Needs of Low-income Individuals and Families
What section of the Plan was addressed by Consultation?	Community Needs Assessment
Briefly describe how the Agency/Group/Organization was consulted. What are the anticipated outcomes of the consultation or areas for improved coordination?	A representative from Williamson County met with CDBG staff on February 5, 2026. As an adjacent county, Williamson experiences many similar issues to those affecting Travis County residents. Some specifics that were noted included, aging infrastructure which is unable to keep up with the demands of a rapidly growing population, need for affordable housing and associated services, and lack of disaster preparedness when it comes to flood mitigation. Both teams agreed that sharing information and learning opportunities between programs would be highly beneficial for both. Furthermore, the potential for future cross-county projects was discussed.
<b>24. City of Lakeway Police Department - Victim Services</b>	
Agency/Group/Organization Type	Local Government Emergency Management Agency Social Service Provider
What section of the Plan was addressed by Consultation?	Community Needs Assessment and PY26 Project Selection
Briefly describe how the Agency/Group/Organization was consulted. What are the anticipated outcomes of the consultation or areas for improved coordination?	The CDBG team met with a representative from City of Lakeway Victim Services on May 13, 2026, to learn more about their programs and perspective on the needs of Travis County residents. LVS drew attention to the need for specialized supportive services for vulnerable populations such as Elderly residents, non-English speaking residents and residents with mental health needs. They made special note that many of these people experience higher rates of domestic violence and are disproportionately affected by lack of affordable housing opportunity. Potential program overlap was identified through CDBG outreach opportunities with resident's LVS services, and potential Home Rehab opportunities for Elderly residents connected through LVS.
<b>25. Travis County Economic Development and Strategic Initiatives (EDSI)</b>	
Agency/Group/Organization Type	Local government Affordable Housing
What section of the Plan was addressed by Consultation?	Annual Action Plan Community Needs Assessment Barriers to Affordable Housing
Briefly describe how the Agency/Group/Organization was consulted. What are the anticipated outcomes of the consultation or areas for improved coordination?	CDBG/HOME and EDSI established a framework for regular consultation and collaboration to ensure overlapping actions and opportunities are leveraged and benefits to the county and residents are maximized, most notably in the realm of fair and affordable housing.

***Identify any Agency Types not consulted and provide rationale for not consulting***

*Data Pending.*

***Describe other local/regional/state/federal planning efforts considered when preparing the Plan***

CDBG/HOME staff held planning conversations with representatives from the City of Round Rock and Williamson County CDBG Programs to identify potential collaborative projects, priorities, and coordination opportunities for PY26. These discussions supported regional alignment and helped inform shared strategies across jurisdictions. The City of Round Rock CDBG Program also completed the consultation survey and emphasized the importance of infrastructure improvements, housing rehabilitation, and sustained regional collaboration to meet the needs of vulnerable populations. Williamson County CDBG offered similar concerns, alongside concerns with clean-water infrastructure. Discussion was had about potential joint efforts between Williamson County and Travis County CDBG alongside addressing barriers to clean water in Northridge Acres neighborhood. The cost of the project was explored with the utility and determined to be prohibitive. There were no additional partners or funds available, and the project would require approximately eight times the annual HUD allocation to Travis County CDBG to complete.

Planning efforts also drew on key regional resources, including the Continuum of Care system planning led by the Ending Community Homelessness Coalition (ECHO) and Travis County’s Community Impact Report developed by the Research & Planning Division. While ECHO’s framework does not prescribe the use of Federal funds, its strategic goals align with Travis County’s supportive housing and homelessness response efforts. The Community Impact Report highlights the County’s investments in social services and reinforces the connection between community needs and County priorities.

Additionally, from PY21 to date, the Travis County CDBG/HOME Office has participated regularly in Strategic Planning Committee (SPC) meetings with the Texas Department of State Health Services (DSHS) to stay engaged in statewide lead poisoning prevention and education initiatives. CDBG staff attend meetings held by DSHS’s Strategic Planning Committee to Eliminate Childhood Lead Poisoning in Texas four times a year. Additionally, a consultation was held with program administrators on May 4, 2026 to continue conversation about how CDBG can support their efforts in mitigating the effects of lead contaminants in Travis County. Furthermore, CDBG recognizes National Lead Poisoning Prevention Week every year with a Commissioners Court proclamation. We greatly encourage residents to stay informed about the risks associated with lead exposure in their communities. We include a specific portion of the CDBG’s website with resources and additional information about the issue.

Table 2.3: Other local / regional / federal planning efforts

Name of Plan	Lead Organization	How do the goals of your Strategic Plan overlap with the goals of each plan?
Continuum of Care	ECHO	No specific goals are included for federal funding; However, non-federal sources of funding are coordinated.
Community Impact Report	Travis County HHS Research & Planning	Overview of Travis County’s investment in social/community services, which ranks high on community needs. The report helps convey the significant extent to which Travis County is meeting this need.
Transportation Blueprint 2045	Travis County Transportation & Natural Resources	Alignment analysis in progress
Land, Water, and Transportation Plan	Travis County Transportation & Natural Resources	Alignment analysis in progress
Transit Development Plan	Travis County Transportation & Natural Resources with CapMetro	Alignment analysis in progress
Austin-Travis County Food Plan	City of Austin Climate Action & Resilience with Travis County HHS, TNR & EDSI	Alignment analysis in progress
Travis County Master Flood Plan	Travis County Transportation & Natural Resources	Alignment analysis in progress

## Public Participation

### ***Summary of citizen participation process/efforts made to broaden citizen participation***

To encourage broader participation, residents were invited to request or attend neighborhood and community meetings, while service providers engaged in consultation sessions with CDBG/HOME staff. Outreach was accomplished through newspaper notices, Travis County websites, social media channels, the NextDoor app, and by distributing QR codes at outreach events to facilitate easy survey access.

For the PY26 Action Plan, enhanced outreach efforts and strong collaboration with city leaders drove survey participation with 482 total surveys collected as of March 31, 2026.

### ***Summarize citizen participation process and how it impacted goal setting.***

For the Program Year 2026 (PY26) Action Plan, information on community needs was gathered through a variety of mechanisms. The public, service providers, non-governmental organizations, and state/local agencies had the opportunity to provide input by:

1. Completing a survey,
2. Virtually or in-person meeting with CDBG staff, or
3. Speaking at a public hearing.

Notification about participation opportunities was provided in a variety of formats, including print, online, and social media.

Additionally, a meeting to gather community input was held during the regularly scheduled Travis County Commissioners Court voting session on March 24, 2026, the public was able to appear in person or call into the meeting to provide comments. Community Needs Assessment surveys were available online in English and Spanish. Written surveys were available at public meetings, community centers, and upon request for those without access to a computer or the internet.

Residents ranked the following needs as the top three priorities:

- 1. Community Services/ Public Services
- 2. Housing
- 3. Public Buildings and Facilities

Organizations ranked the following needs as the top three priorities:

- 1. Housing
- 2. Community Services/Public Services
- 3. Infrastructure and Population with Special needs (tie)

All feedback from residents and organizations, including the feedback received via consultations, helped guide decision-making when selecting projects for PY26 funding.

The public comment period was held from June 17, 2026, to July 20, 2026, and a public hearing was held on July 14, 2026, during the public comment period. The public had an opportunity to appear in person or call into the meeting to provide comments. More detail is provided in Appendix A (Public Participation).

**Citizen Participation Outreach**

Table 2.4: Citizen Participation Outreach

<b>Public Hearing</b>	
Target of Outreach	Non-targeted/broad community
Summary of Response/Attendance	For PY26, two (2) public hearings were held during regular Travis County Commissioners Court voting sessions, one to gather input on community needs, and one to receive comments on the Public Comment Draft of the Action Plan. Members of the public could attend in person or call in to provide comments.
Summary of Comments Received	Two (2) public comments were received in response to the Needs Assessment public hearing notice. One verbal comment was made in person at the public hearing held on March 24, 2026. One written comment was submitted via email on March 10, 2026 following distribution of the public hearing notice.  During the July 14, 2026, public hearing, verbal and written comments will be received and recorded and included in the final public record following the close of the comment period.

Summary of Comments Not Accepted and Response	N/A – all comments were accepted
URL (if applicable)	N/A
<b>Public Meeting</b>	
Target of Outreach	Non-targeted/ broad community
Summary of Response/Attendance	CDBG/HOME staff presented at public meetings of participating small cities: <ol style="list-style-type: none"> <li>1. City of Bee Cave</li> <li>2. City of Creedmoor</li> <li>3. City of Lakeway</li> <li>4. City of Sunset Valley</li> <li>5. City of West Lake Hills</li> </ol>
Summary of Comments Received	The city council meeting participants received information about the program and provide information on community needs. For detailed results, refer to Appendix A (Public Participation).
Summary of Comments Not Accepted and Response	N/A
URL (if applicable)	N/A
<b>Community Needs Assessment Survey - English</b>	
Target of Outreach	Non-targeted/ broad community
Summary of Response/Attendance	A total of 465 residents (464 responses in English and one (1) in Spanish) and seventeen (17) representatives of agencies completed the survey. See Appendix A for details.
Summary of Comments Received	Residents' top three priorities were: <ol style="list-style-type: none"> <li>1. Community/Public Services</li> <li>2. Housing</li> <li>3. Public Buildings and Facilities</li> </ol> Organizations' top three priorities were: <ol style="list-style-type: none"> <li>1. Housing</li> <li>2. Community Services/Public Services</li> <li>3. Infrastructure and Populations with Special Needs (tie)</li> </ol>
Summary of Comments Not Accepted and Response	N/A
URL (if applicable)	<a href="https://www.traviscountytexas.gov/health-human-services/cdbg/cns_eng">https://www.traviscountytexas.gov/health-human-services/cdbg/cns_eng</a>
<b>Community Needs Assessment Survey - Spanish</b>	
Target of Outreach	<ul style="list-style-type: none"> <li>• Non-English Speaking - Specify other language: Spanish</li> <li>• Non-targeted/ broad community</li> <li>• All engagement with community centers, Next Door, and on social media are also in English and Spanish</li> </ul>
Summary of Response/Attendance	A total of 465 residents (464 responses in English and one (1) in Spanish) and 17 representatives of agencies completed the survey. See Appendix A for details.

Summary of Comments Received	Residents' top three priorities were: <ol style="list-style-type: none"> <li>1. Community/Public Services</li> <li>2. Housing</li> <li>3. Public Buildings and Facilities</li> </ol> Organizations' top three priorities were: <ol style="list-style-type: none"> <li>1. Housing</li> <li>2. Community Services/Public Services</li> <li>3. Populations with Special Needs</li> </ol>
Summary of Comments Not Accepted and Response	N/A
URL (if applicable)	<a href="https://www.traviscountytexas.gov/health-human-services/cdbg/cns_spn">https://www.traviscountytexas.gov/health-human-services/cdbg/cns_spn</a>
<b>Newspaper Advertisements</b>	
Target of Outreach	<ul style="list-style-type: none"> <li>• Non-targeted/broad community</li> <li>• Austin-American Statesman, The Villager, El Mundo</li> <li>• Minorities Non-English Speaking - Specify other language: Spanish</li> </ul>
Summary of Response/Attendance	The Community Needs public hearing date and information about participation opportunities was published in newspapers, including a Spanish language newspaper and a newspaper targeted to the African American community. For copies of the ads please refer to Appendix A (Public Participation). The invitation to comment on the draft PY26 Action Plan was released through all the same channels.
Summary of Comments Received	N/A
Summary of Comments Not Accepted and Response	N/A
URL (if applicable)	N/A
<b>Internet Outreach</b>	
Target of Outreach	<ul style="list-style-type: none"> <li>• Non-English Speaking - Specify other language: Spanish</li> <li>• Non-targeted/broad community</li> </ul>
Summary of Response/Attendance	Information about the March 25, 2026, Community Needs public hearing and participation opportunities were posted to the Travis County and CDBG webpages in English and in Spanish.
Summary of Comments Received	N/A
Summary of Comments Not Accepted and Response	N/A
URL (if applicable)	<a href="https://www.traviscountytexas.gov/health-human-services/cdbg">https://www.traviscountytexas.gov/health-human-services/cdbg</a>
<b>Social Media</b>	
Target of Outreach	<ul style="list-style-type: none"> <li>• Non-targeted/broad community</li> <li>• Facebook, Next Door</li> </ul>

Summary of Response/Attendance	Information about the March 24, 2026 Community Needs public hearing and participation opportunities were posted through the Travis County Twitter and Facebook accounts, and through the NextDoor networking app.
Summary of Comments Received	N/A
Summary of Comments Not Accepted and Response	N/A
URL (if applicable)	<a href="https://www.facebook.com/TravisCountyTX/">https://www.facebook.com/TravisCountyTX/</a> <a href="https://www.facebook.com/TravisCountyHHS/">https://www.facebook.com/TravisCountyHHS/</a> <a href="https://x.com/TravisCountyTX">https://x.com/TravisCountyTX</a> <a href="https://x.com/TravisCountyHHS">https://x.com/TravisCountyHHS</a> <a href="https://nextdoor.com/agency-post/tx/travis-county/travis-county-1/">https://nextdoor.com/agency-post/tx/travis-county/travis-county-1/</a>
<b>Public Notice</b>	
Target of Outreach	Non-targeted/broad community
Summary of Response/Attendance	Public notices (in English and Spanish) advertising the March 25, 2026, Needs Assessment public hearing and the invitation to comment on the draft PY26 Action Plan were posted at the six (6) Travis County Community Centers.  The draft PY26 Action Plan and summary document in English and Spanish were made available to the public at the community centers throughout the public comment period. See previous sections for details on newspaper advertisements and internet outreach.
Summary of Comments Received	N/A
Summary of Comments Not Accepted and Response	N/A
URL (if applicable)	N/A
<b>Mailing</b>	
Target of Outreach	Non-targeted/broad community
Summary of Response/Attendance	The public notice (in English and Spanish) advertising the March 25, 2026, Needs Assessment public hearing was mailed to the general CDBG mailing list which includes approximately 903 residents, service providers, and other entities that have indicated an interest in receiving information on the CDBG/HOME program.  The invitation to comment on the draft PY26 Action Plan was mailed to the same list.
Summary of Comments Received	N/A
Summary of Comments Not Accepted and Response	N/A
URL (if applicable)	N/A

<b>Community Events</b>	
Target of Outreach	Small city communities Non-targeted/broad community
Summary of Response/Attendance	CDBG/HOME staff participated in eleven (11) different community events to connect with Travis County residents: <ul style="list-style-type: none"> <li>• Creedmoor Mayfest</li> <li>• Creedmoor Oktoberfest</li> <li>• Del Valle Turkey Trot</li> <li>• Manor Back to School Bash and Backpack Drive</li> <li>• Lakeway Lights on Holiday Event</li> <li>• Lago Vista Christmas Tree Lighting Holiday Event</li> <li>• Lago Vista National Night Out</li> <li>• San Leanna Pancakes with Santa Holiday Event</li> <li>• Sunset Valley National Night Out</li> <li>• Sunset Valley Public Works Open House</li> <li>• Travis County HHS Staff Professional Development Day</li> </ul>
Summary of Comments Received	N/A
Summary of Comments Not Accepted and Response	N/A
URL (if applicable)	N/A
<b>Public Comment Period</b>	
Target of Outreach	Non-targeted/broad community
Summary of Response/Attendance	The Public Comment Draft PY26 Action Plan was posted for review and comment thirty days from June 17, 2026, until July 20, 2026.
Summary of Comments Received	Public hearing, verbal and written comments will be received and recorded and included in the final public record following the close of the comment period.
Summary of Comments Not Accepted and Response	N/A
URL (if applicable)	N/A
<b>Needs Consultation Survey</b>	
Target of Outreach	Agencies/providers
Summary of Response/Attendance	Four (4) responses were received
Summary of Comments Received	Comments emphasized ongoing needs in affordable housing, rural home repair, behavioral health services, childcare access, and infrastructure improvements. Broadband gaps, limited transportation, and outreach challenges were also noted. Respondents expressed interest in collaboration and shared updates on upcoming initiatives in housing, climate resilience, and supportive services.

Summary of Comments Not Accepted and Response	N/A
URL (if applicable)	N/A
<b>Consultation Meetings</b>	
Target of Outreach	Non-Profits and Government Agencies
Summary of Response/Attendance	<p>Travis County CDBG/HOME staff engaged leaders of various County departments and local service providers in virtual consultation meetings to determine the status and identify needs and gaps for current programs and projects in the CDBG/HOME service area. Twenty-five (25) virtual consultation meetings, including:</p> <ul style="list-style-type: none"> <li>• Five (5) consultations with Travis County departments,</li> <li>• Six (6) consultations with participating small city representatives, and</li> <li>• Fourteen (14) consultations with community organizations, non-participating local governments, business leaders, and state agencies.</li> </ul>
Summary of Comments Received	The consultation focused on identifying the agency's most pressing community issue, their planned approach and timeline to address it, and how CDBG resources could support those efforts. The conversation also included discussion of potential alignment with the CDBG program cycle and any additional questions or recommendations from the agency.
Summary of Comments Not Accepted and Response	N/A
URL (if applicable)	N/A

# Section III - Strategic Plan

## Geographic Priorities

### *Geographic Area*

Travis County does not specifically prioritize or target funds to certain geographic areas. However, CDBG and HOME funds are limited to activities within the Travis County CDBG/HOME jurisdiction or service area.

As of PY26, this service area includes unincorporated Travis County and the cities and villages of Bee Cave, Creedmoor, Lago Vista, Lakeway, Manor, San Leanna, Sunset Valley, West Lake Hills, and Webberville. Because participation is renewed annually, the service area may change over the course of the five-year Consolidated Plan period.

## General Allocation Priorities

### *Describe the basis for allocating investments geographically within the jurisdiction*

Travis County does not target specific geographic areas for CDBG or HOME investments. Instead, project funding is allocated based on several key factors, including:

- Community needs identified in the PY24–28 Consolidated Plan
- Public input received through engagement activities
- Project eligibility, feasibility, and potential impact

All funded projects must meet HUD eligibility requirements, serve low- to moderate-income residents, and be located within the Travis County CDBG/HOME service area, which includes unincorporated areas and participating small cities.

Project selection is guided by the priorities established in the Consolidated Plan—such as infrastructure and housing—as well as the feasibility of implementation (e.g., ability to complete within 18 months), the scale of community impact, and alignment with Travis County’s values and goals.

## Priority Needs

Table 3.1 below summarizes the priority needs determination from PY24-28 ConPlan.

Table 3.1 - PY24-28 ConPlan CDBG Project Category Priority Levels

<b><i>CDBG PROJECT CATEGORIES</i></b>	
<b><i>Infrastructure</i></b>	
Priority Level	High
Population	Extremely Low; Low; Moderate; Non-housing Community Development
Geographic Area Affected	Urban County Service Area - Unincorporated Travis County plus all cities under cooperation agreement as participating jurisdictions. Cities may change annually during the ConPlan period.
Associated Goals	Right-of-Way Improvements, Drainage Improvements, Water/Sewer Improvements, Broadband/Internet Access, Grocery Stores/Healthy Food Options.
Description	Residents of the unincorporated areas of Travis County or a participating small city have indicated through needs surveys and project proposals for a need of infrastructure improvements. A strong need for infrastructure improvements has been conveyed by the Travis County TNR Substandard Roads Task Force. A variety of needs have been expressed through project proposals, which are reviewed to determine if the project is a high priority according to the ConPlan, if the project is an eligible CDBG project, if it meets a national objective, and if it is feasible. Infrastructure (limited to flat work or water/sewer needs) for bike paths and sidewalks to provide more livable, sustainable, ADA complaint neighborhoods may be considered as an infrastructure project.
Basis for Relative Priority	Since the inception of the CDBG program, infrastructure has been a high priority and is the project type that has caused communities to organize and request funds. Through the Public Participation process, residents rank it as the most urgent need for the ConPlan period and for the upcoming program year.
<b><i>Housing (Home Rehabilitation)</i></b>	
Priority Level	High
Population	Extremely Low; Low; Moderate; Non-housing Community Development
Geographic Area Affected	Urban County Service Area (Unincorporated Travis County plus all cities under cooperation agreement as participating jurisdictions. Cities may change annually during the ConPlan period.

Associated Goals	Owner-Occupied Home Rehabilitation (including Septic Systems)
Description	Investing in affordable housing stock throughout the CDBG service area is Travis County's best strategy to accomplish this goal.
Basis for Relative Priority	Residents in the CDBG service area ranked housing as the 3rd greatest need and home rehab in unincorporated areas and small cities as 6th within the housing category overall. Within the housing category, Energy Efficient Improvements was ranked 3rd and Septic Tank Repair/Installation/Replacement was ranked 4th. The Home Rehab program may include energy efficiency improvements and septic systems. Therefore, the priority of Home Rehab encompasses these project types, which were listed as an urgent need and high priority. This program applies only to owner-occupied households.
<b>Public/Community Services</b>	
Priority Level	Low
Population	Extremely Low; Low; Moderate; Non-housing Community Development
Geographic Area Affected	Urban County Service Area - Unincorporated Travis County plus all cities under cooperation agreement as participating jurisdictions. Cities may change annually during ConPlan period.
Associated Goals	Various community/public service needs.
Description	Public/social services.
Basis for Relative Priority	Ranked as the 2 <sup>nd</sup> highest priority on the ConPlan Priority Needs Survey. Please note, in the FY25 <a href="#">Community Impact Report</a> , Travis County invested over \$34.5 million in public/community service projects. As a result of the County tremendous investment to meet this unmet need and the public service caps which would greatly limit the effectiveness of CDBG funding, the CDBG/HOME Office will not fund public/community service projects in the PY24-28 ConPlan period.
<b>Public Buildings &amp; Facilities</b>	
Priority Level	Low
Population	Extremely Low; Low; Moderate; Non-housing Community Development
Geographic Area Affected	Urban County Service Area - Unincorporated Travis County plus all cities under cooperation agreement as participating jurisdictions. Cities may change annually during the ConPlan period.

Associated Goals	Public Parks, Neighborhood or Community Centers, Health Care Clinics/Services, Recreation Centers, Homeless Shelters/Facilities; Library; Building Accessibility/Architectural Barrier Removal.
Description	Services as described on project proposal forms.
Basis for Relative Priority	Ranked as the 5th highest priority on the ConPlan Priority Needs Survey
<b><i>Populations with Special Needs</i></b>	
Priority Level	Low
Population	Extremely Low; Low; Moderate; Non-housing Community Development
Geographic Area Affected	Urban County Service Area - Unincorporated Travis County plus all cities under cooperation agreement as participating jurisdictions. Cities may change annually during the ConPlan period.
Associated Goals	Services for seniors or disabled persons; Mental Health supportive services; Alcohol or substance use supportive services; Housing for residents with special needs; Domestic violence supportive services; HIV-AIDS supportive services; Special needs housing; Community features for populations with special needs.
Description	Services as described on project proposal forms.
Basis for Relative Priority	Ranked as the 6th highest priority on the ConPlan Priority Needs Survey
<b><i>Business &amp; Jobs</i></b>	
Priority Level	Low
Population	Extremely Low; Low; Moderate; Non-housing Community Development
Geographic Area Affected	Urban County Service Area - Unincorporated Travis County plus all cities under cooperation agreement as participating jurisdictions. Cities may change annually during the ConPlan period.
Associated Goals	Services as described on project proposal forms.
Description	Services as described on project proposal forms.
Basis for Relative Priority	Ranked as the 7th highest priority on the ConPlan Priority Needs Survey
<b><i>Disaster Recovery, Resiliency, Emergency Management</i></b>	
Priority Level	Low
Population	Extremely Low; Low; Moderate; Non-housing Community Development

Geographic Area Affected	Urban County Service Area - Unincorporated Travis County plus all cities under cooperation agreement as participating jurisdictions. Cities may change annually during the ConPlan period.
Associated Goals	Services as described on project proposal forms.
Description	Services as described on project proposal forms.
Basis for Relative Priority	Ranked as the 4th highest priority on the ConPlan Priority Needs Survey
<b><i>Planning &amp; Capacity Building Activities</i></b>	
Priority Level	Low
Population	Extremely Low; Low; Moderate; Non-housing Community Development
Geographic Area Affected	Urban County Service Area - Unincorporated Travis County plus all cities under cooperation agreement as participating jurisdictions. Cities may change annually during the ConPlan period.
Associated Goals	Services as described on project proposal forms.
Description	Services as described on project proposal forms.
Basis for Relative Priority	Ranked as the 8th highest priority on the ConPlan Priority Needs Survey

Table 3.2 - PY24-28 ConPlan HOME Project Category Priority Levels

<b><i>HOME PROJECT CATEGORIES</i></b>	
<b><i>Affordable Housing (to buy) / New Construction</i></b>	
Priority Level	High
Population	Extremely Low; Low; Moderate; Non-housing Community Development
Geographic Area Affected	Urban County Service Area - Unincorporated Travis County plus all cities under cooperation agreement as participating jurisdictions. (Cities may change annually during the ConPlan period.)
Associated Goals	New Single-Family Affordable Housing Construction
Description	Through a competitive application process, provide affordable housing construction funds to a non-profit, who will build affordable housing, according to Travis County HOME guidelines and specifications, for income eligible first-time homebuyers. The program will have an affordability period requirement.
Basis for Relative Priority	Ranked as the 1 <sup>st</sup> priority within the Housing Needs Category.
<b><i>Homeowner Assistance (DPA or Equity Investment)</i></b>	
Priority Level	High

Population	Extremely Low; Low; Moderate; Non-housing Community Development
Geographic Area Affected	Urban County Service Area - Unincorporated Travis County plus all cities under cooperation agreement as participating jurisdictions. Cities may change annually during the ConPlan period.
Associated Goals	Homeowner Assistance such as downpayment assistance (DPA) or affordability gap assistance, both considered equity investments.
Description	Through a competitive application process, provide homeowner assistance (downpayment assistance or affordability gap assistance) to a non-profit agency, who will provide homeowner assistance to first-time homebuyers. Assistance will require a forgivable loan and an affordability period (based upon the amount of funds provided).
Basis for Relative Priority	Ranked the 5 <sup>th</sup> priority within the Housing Needs Category.
<b>Affordable Housing (to rent)</b>	
Priority Level	Low
Population	Extremely Low; Low; Moderate; Non-housing Community Development
Geographic Area Affected	Urban County Service Area - Unincorporated Travis County plus all cities under cooperation agreement as participating jurisdictions. Cities may change annually during the ConPlan period.
Associated Goals	Specific projects as described on project proposal forms.
Description	Services as described on project proposal forms.
Basis for Relative Priority	Ranked as the 2 <sup>nd</sup> priority within the Housing Needs Category.
<b>Home Energy Efficiency Improvements</b>	
Priority Level	Low
Population	Extremely Low; Low; Moderate; Non-housing Community Development
Geographic Area Affected	Urban County Service Area - Unincorporated Travis County plus all cities under cooperation agreement as participating jurisdictions. Cities may change annually during the ConPlan period.
Associated Goals	Specific projects as described on project proposal forms.
Description	Home energy efficiency improvements could be requested as part of a “home rehab” project, is a high priority project type.
Basis for Relative Priority	Ranked 3 <sup>rd</sup> in priority within the Housing Needs Category.
<b>Transitional/Supportive Housing</b>	
Priority Level	Low
Population	Extremely Low; Low; Moderate; Non-housing Community Development

Geographic Area Affected	Urban County Service Area - Unincorporated Travis County plus all cities under cooperation agreement as participating jurisdictions. Cities may change annually during the ConPlan period.
Associated Goals	Specific projects as described on project proposal forms.
Description	Specific projects as described on project proposal forms.
Basis for Relative Priority	Ranked the 9 <sup>th</sup> priority within the Housing Needs Category.
<b>Foreclosure Prevention Assistance</b>	
Priority Level	Low
Population	Extremely Low; Low; Moderate; Non-housing Community Development
Geographic Area Affected	Urban County Service Area - Unincorporated Travis County plus all cities under cooperation agreement as participating jurisdictions. Cities may change annually during the ConPlan period.
Associated Goals	Specific projects as described on project proposal forms.
Description	Specific projects as described on project proposal forms.
Basis for Relative Priority	Ranked the 8 <sup>th</sup> priority within the Housing Needs Category
<b>Mold Removal/Remediation</b>	
Priority Level	Low
Population	Extremely Low; Low; Moderate; Non-housing Community Development
Geographic Area Affected	Urban County Service Area - Unincorporated Travis County plus all cities under cooperation agreement as participating jurisdictions. Cities may change annually during the ConPlan period.
Associated Goals	Specific projects as described on project proposal forms.
Description	Specific projects as described on project proposal forms.
Basis for Relative Priority	Ranked as the 10 <sup>th</sup> priority within the Housing Needs Category.
<b>Lead-based Paint Hazards</b>	
Priority Level	Low
Population	Extremely Low; Low; Moderate; Non-housing Community Development
Geographic Area Affected	Urban County Service Area - Unincorporated Travis County plus all cities under cooperation agreement as participating jurisdictions. (Cities may change annually during the ConPlan period.)
Associated Goals	Specific projects as described on project proposal forms.
Description	Specific projects as described on project proposal forms.
Basis for Relative Priority	Not Ranked within the Housing Needs Category.

# Goals

See Table 3.3 for CDBG Goals summary including funding and outcome indicators and Table 3.4 for descriptions of the goals.

Table 3.3 - Goals Summary

Sort Order	Goal Name	Start Yr	End Yr	Category	Needs Addressed	Funding	Goal Outcome Indicator
1	Infrastructure	2024	2028	Non- Housing Community Development	Street Improvements & Water/ Wastewater Improvement	Estimated PY26: \$1,220,696  Prior funding (approx.): PY25: \$1,129,905 PY24: \$1,299,772	Infrastructure Activities for Low- Moderate Income Residents. Multi-year project and outcomes will be reported upon completion.  Benefit: Approximately 9,507 people from current PY26 infrastructure projects. Additional outcomes and beneficiaries will be reported as projects are determined.  Infrastructure General - to be determined
2	Housing (via CDBG) – Home Rehab and Septic Repair	2026	2028	Substandard Housing/ Reinvestment in Affordable Housing Stock	Owner Occupied Home Rehabilitation & Septic Installation and Repair	Estimated PY26: \$200,000  Prior funding (approx.): PY25: \$300,000	PY26: 8 housing units PY26: 10 housing units  Home Rehab was not funded in PY 24.
3	Housing (via HOME)	2026	2028	Affordable Housing	New (Affordable) Single-Family Construction, Homeowner Assistance (DPA & Affordability Assistance), CHDO Set Asides	Estimated PY26: \$552,936.54 (aggregate funding with match).  Prior funding with match (approx.): PY25: \$519,963.05 PY24: \$647,384.31	Based upon need to make homeownership affordable. Offering up to \$75,000 to an income eligible homebuyer purchasing in the Travis County CDBG/HOME service area/jurisdiction.
4	Supportive Housing	2021	2026	Supportive Housing	Construct eleven (11) supportive housing projects & admin & planning	Remaining LFRF funds: \$30,855,544.71	1,724 Units

Table 3.4 - CDBG Goal Descriptions

	Goal Name	Goal Description
1	Infrastructure (CDBG)	Improve neighborhood quality through infrastructure projects including but not limited to street improvements, water/wastewater improvements, drainage and sidewalks.
2	Housing (CDBG)	Aid maintain or improve affordable housing stock for low to moderate income homeowners.
3	Housing (HOME)	Help facilitate new home construction and equity investments such as downpayment assistance or affordability gap assistance.
4	COVID-19 Response (CDBG-CV)	Continue to service CDBG-CV contracts and expend the remaining funds through 2026, for the preparation, prevention, or response to COVID-19. CDBG-CV is only included in the PY19-23 action plan. However, it's important to note that staff will continue to service the contracts through 2026.
5	Supportive Housing (ARPA- LFRF)	Administer the supportive housing contracts established for the construction of 11 supportive housing projects. The Supportive Housing Division will oversee grant management for the County's investment, which includes approximately \$114.4 million in ARPA-LFRF funds for 10 projects and Travis County funding for one project. The Treasury Department requires all funds to be committed by December 2024, and all funds must be spent by December 2026.

***Estimate the number of extremely low-income, low-income, and moderate-income households to whom the jurisdiction will provide affordable housing as defined by HOME 91.315(b)(2)***

Based upon the table below, the Travis CDBG/HOME funds could provide affordable housing to the following based upon income level:

- 69,185 extremely low-income households with CDBG
- 22,350 low-income households with CDBG
- 93,525 moderate-income households with CDBG
- 38,320 moderate-income households with HOME (60% AMI/MFI is target income for HOME)

Table 3.5 - Renter & Owner Households by Income Category – Travis County

	0-30% HAMFI	>30-50% HAMFI	>50-80% HAMFI	>80-100% HAMFI	>100% HAMFI	Total
Renter Households	49,905	36,400	55,205	29,015	83,000	253,525
Owner Households	19,280	18,710	38,320	26,510	181,765	284,585 <sup>2</sup>

<sup>2</sup> 2018-2022 CHAS Table 7

# Section IV - Annual Action Plan

## Expected Resources

### Introduction

For the Consolidated Planning period, the County anticipates receiving an estimated \$8,123,575 for CDBG funds and an estimated \$2,832,819 for HOME Investment Partnership Program funds. This estimate is based on receiving approximately the same amount of funding annually for the next five years from both funding allocations. The CDBG & HOME allocation is expected to remain level; however, staff believe the population growth may offset an allocation reduction if applicable, because the CDBG & HOME formula considers population and percent of poverty.

In PY26, Travis County expects to receive a HUD allocation of approximately \$1,775,869. in CDBG funds and \$508,447.38 with a \$95,333.89 non-federal match, totaling \$603,781.27 in HOME funds.

The projects approved by the Commissioners Court on May 19, 2026 for use of PY26 CDBG/HOME funding are in Table 4.1 below.

### ***Explain how federal funds will leverage those additional resources (private, state, and local funds), including a description of how matching requirements will be satisfied***

CDBG match is not required, unless it is imposed by the grantee. Currently the proposed projects do not have a match; however, there may be contributions for funding allocated to the Travis County substandard roads program. The PY26 Action Plan does not have a private, state, or local fund match. Annually, due to the twenty percent (20%) maximum for administration and planning, the remainder of staff salaries and benefits not allocated to CDBG grant funds are paid with general (local) match funds.

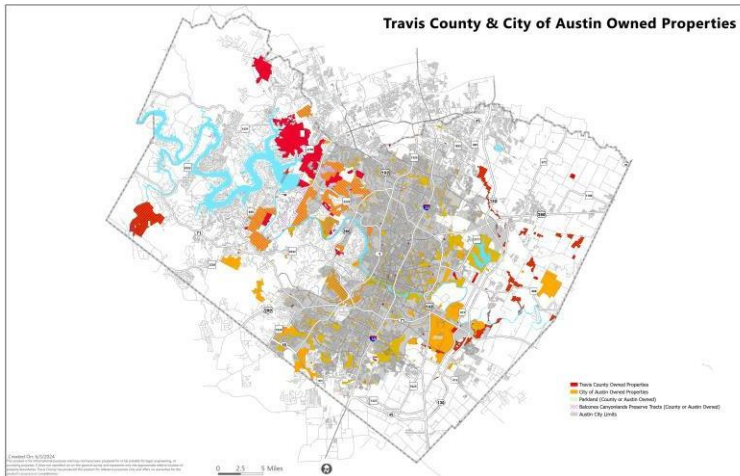
HOME funds require a 25% match from non-federal sources for every dollar spent, excluding administrative and planning costs. Travis County is seeking funding from local non-federal sources to meet this requirement. For PY24 and PY25, the County has received matching contributions from HATC/TCFC in the amounts of \$127,476.86 and \$89,648.81, respectively, demonstrating the leveraging of additional non-federal resources to support the required match.

### ***If appropriate, describe publicly owned land or property located within the jurisdiction that may be used to address the needs identified in the plan***

The Travis County TNR department provided the Travis County & City of Austin-owned properties map as shown below. The map conveys many of the county-owned public properties have been set aside for the Balcones Canyonlands Preserves and parkland. However, there are a few areas that may

be ideal for affordable housing development opportunities. In the prior 5-year ConPlan, an assessment of County-owned land was conducted. Staff will ascertain if there are affordable housing opportunities remaining from the prior assessment. Additionally, the Travis County CDBG/HOME Office will explore if there is other land reserved by non-profits or other entities that may be interested in a public-private partnerships for land development. To view a larger version of the map below, please click [this link](#).

Figure 4.1 - Travis County and City of Austin Owned Property



All CDBG, CDBG-CV, HOME, and LFRF investments are specified on Table 4.1 above. The County is developing policies for the new HOME program. While CDBG and LFRF do not require matching funds, HOME requires a 25% match from non-federal sources.

Table 4.1 - Annual Goal Descriptions

Goal Name	Goal Description
Infrastructure (CDBG)	Improve neighborhood quality through infrastructure projects including but not limited to street improvements, water/wastewater improvements, drainage and sidewalks.
Housing (CDBG)	Aid maintain or improve affordable housing stock for low to moderate income homeowners.
Housing (HOME)	Help facilitate new home construction and equity investments such as downpayment assistance or affordability gap assistance.
Supportive Housing (ARPA-LFRF)	Administer the supportive housing contracts established for the construction of eleven (11) supportive housing projects. The Supportive Housing Division will oversee grant management for the County's investment, which includes approximately \$114.4 million in ARPA– LFRF funds for ten (10) projects and Travis County funding for one project. The Treasury Department requires all funds to be committed by December 2024, and all funds must be spent by December 2026.

*Note: Supportive Housing - Information provided for planning/reference purposes only*

***Estimate the number of extremely low-income, low-income, and moderate- income households to whom the jurisdiction will provide affordable housing as defined by HOME 91.215(b):***

A Home Rehabilitation Program set-aside will be programmed in PY23. Travis County also supports affordable housing through other avenues outside of HUD funding, including through the Travis County Corporations, HHS Housing Continuum Investments, and Travis County Commissioners Court-approved Resolutions of No Objection (RONO) for Low Income Housing Tax Credits (LIHTC). Finally, an affordable housing strategy with specific goals was created based on the results of the Comprehensive Housing Market Study and the Regional Analysis of Impediments (AI). The policy was drafted for further review by stakeholders and adoption by the Travis County Commissioner’s Court is pending.

## **Projects**

### **Introduction**

Travis County residents, service providers, and County departments had multiple opportunities to provide input on potential CDBG projects through various channels, including: 1) participating in virtual public hearings, 2) attending community meetings, 3) requesting virtual meetings with CDBG staff, 4) participating in consultations, and 5) completing a Needs Assessment survey.

Those unable to meet with staff or attend hearings were encouraged to complete the survey or contact the CDBG/HOME office by email or phone. The survey was accessible on the Travis County website, by request from CDBG/HOME staff, and at six Travis County Community Centers. The PY26 Community Needs Assessment survey results highlighted demand for community services, housing, and public buildings and facilities within the Travis County CDBG/HOME Service Area.

For PY26, the CDBG/HOME program plans to prioritize CDBG funds toward infrastructure and housing rehabilitation, while allocating HOME funds to new construction and homeowner assistance. Table 4.4 lists PY26 projects approved by the Travis County Commissioners Court on May 19, 2026. Should a viable and eligible general infrastructure project be identified after PY26 Action Plan finalization, the plan will be amended to include it. The plan may also be substantially amended as needed to reallocate PY26 funding among eligible CDBG projects.

### ***Describe the reasons for allocation priorities and any obstacles to addressing underserved needs***

The priority needs survey, community needs survey, and feedback from staff, service providers, and focus groups consistently indicated that infrastructure and housing projects are the most effective means to address underserved community needs.

CDBG/HOME staff further evaluate projects based on multiple criteria, as outlined on the CDBG website for [project evaluation and selection](#). When reviewing new projects, the CDBG/HOME Office considers factors including whether the potential project:

- Is an eligible CDBG activity (see [What is Eligible and Ineligible for CDBG Funding](#))
- Meets one of HUD’s national objectives, such as benefiting low- and moderate-income residents, and
- Is located within the Travis County CDBG/HOME Service Area.

Proposed projects or activities that do not meet all of the above criteria cannot be considered for Travis County CDBG funding. For further information on the criteria and project evaluation, see [Project Evaluation & Selection Criteria for Travis County CDBG Funding](#).

CDBG staff further evaluates the projects according to the following criteria:

1. Meets or aligns with Travis County’s visions, mission and values.
2. Addresses a high priority goal of the strategic plan: Projects addressing one of the high priority categories identified in the strategic (consolidated) plan are prioritized. As of the current 5-Year Consolidated Plan (PY24-28), infrastructure projects (e.g., street, sidewalk, drainage, etc. improvements), and housing projects (e.g., home rehabilitation and septic system repairs/replacement) were ranked as high priority.
3. Feasibility of the project: Projects that can potentially be implemented and completed within 18 months receive a more favorable review. Phased projects for which 12-18 months of work would leave an incomplete project, with little to no impact, are considered with less priority.
4. Impacts a significant number of households: Project scope and the number of persons benefiting are considered to determine the level of project impact.
5. Leverages/matches with funding from another source: Projects that utilize other funds (federal, state, local, and/or private) and/or public/private joint efforts receive a more favorable review.
6. Addresses a goal in the [Fair Housing Action Plan](#): Projects that further the County’s fair housing goals receive a more favorable review.

# Project Summary

Table 4.2 - Project Summary

<b><i>CDBG PY26 TNR Substandard Roads Program: Summit Drive and Thomas Sinclair Blvd (Design &amp; Engineering and Construction)</i></b>	
Target Area	N/A
Goals Supported	Infrastructure
Needs Addressed	Right-of-way Improvements - Improve quality of public infrastructure for predominantly low-to-moderate income persons
Funding	CDBG: \$150,000 (Design & Engineering and Construction)
Description	This area is in significant need of road improvements due to increasing traffic from residents and neighboring communities. The roads, previously marked by patchwork repairs and uneven lanes, need renovations to ensure safer commutes. The project will include improvements to Summit Drive and Thomas Sinclair Blvd, with the final scope and limits of improvements subject to change based on design results, project needs, and available funding. Due to the area’s rapid growth, these improvements are critical for enhancing the travel experience and addressing road deterioration, which is currently posing a risk on daily commutes.
Target Date	October 1, 2026-September 30, 2027
Estimate the number and type of households that will benefit from the proposed activities	The improvements are expected to impact 3,831 people. The project serves block groups that are between 57.1% and 91.5% low- to moderate-income (LMI).
Location Description	Travis County CDBG/HOME Service Area
Planned Activities	Street improvements for Summit Drive and Thomas Sinclair Blvd. The project is being completed in two phases. The first phase of design & engineering (D&E) will utilize PY26 grant funds. The final scheduling and funding of street construction will be based on the results of the design work for the project. This project may evolve to include additional Travis County TNR substandard roads taskforce projects, if eligible for CDBG funding.
<b><i>CDBG PY26 TNR Substandard Roads Program: Gilbert Road (Design &amp; Engineering and Construction)</i></b>	
Target Area	N/A
Goals Supported	Infrastructure
Needs Addressed	Right-of-way Improvements - Improve quality of public infrastructure for predominantly low-to-moderate income persons
Funding	CDBG: \$150,000 (Design & Engineering and Construction)
Description	This area is in significant need of road improvements due to increasing traffic from residents and neighboring communities. The roads, previously marked by patchwork repairs and uneven lanes, need renovations to ensure safer commutes. The project will include improvements to Gilbert Road, with the final scope and limits of improvements subject to change based on design results, project needs, and available funding. Due to the area’s rapid growth, these improvements are critical for enhancing the travel experience and addressing road deterioration, which is currently posing a risk on daily commutes.
Target Date	October 1, 2026-September 30, 2027

Estimate the number and type of households that will benefit from the proposed activities	The improvements are expected to impact 2,278 people. The project serves block groups that are between 57.1% and 91.5% low- to moderate-income (LMI).
Location Description	Travis County CDBG/HOME Service Area
Planned Activities	Street improvements for Gilbert Road. The project is being completed in two phases. The first phase of design & engineering (D&E) will utilize PY26 grant funds. The final scheduling and funding of street construction will be based on the results of the design work for the project. This project may evolve to include additional Travis County TNR substandard roads taskforce projects, if eligible for CDBG funding.
<b><i>(CDBG) PY26 TNR Substandard Roads Program: Century Street and Grand Street (Design &amp; Engineering and Construction)</i></b>	
Target Area	N/A
Goals Supported	Infrastructure
Needs Addressed	Right-of-way Improvements (Improve quality of public infrastructure for predominantly low-to-moderate income persons)
Funding	CDBG: \$150,000 (Design & Engineering and Construction)
Description	This area is in significant need of road improvements due to increasing traffic from residents and neighboring communities. The roads, previously marked by patchwork repairs and uneven lanes, need renovations to ensure safer commutes. The project will include improvements to Century Street and Grand Street, with the final scope and limits of improvements subject to change based on design results, project needs, and available funding. Due to the area's rapid growth, these improvements are critical for enhancing the travel experience and addressing road deterioration, which is currently posing a risk on daily commutes.
Target Date	October 1, 2026-September 30, 2027
Estimate the number and type of households that will benefit from the proposed activities	The improvements are expected to impact a population of 1,401 in the immediate proximity. The project is in a block group that is 58% low- to moderate-income (LMI).
Location Description	Travis County CDBG/HOME Service Area
Planned Activities	Street improvements for Century Street and Grand Street. The project is being completed in two phases. The first phase of design & engineering (D&E) will utilize PY26 grant funds. The final scheduling and funding of street construction will be based on the results of the design work for the project. This project may evolve to include additional Travis County TNR substandard roads taskforce projects, if eligible for CDBG funding.
<b><i>(CDBG) PY26 Creedmoor R.O.W Improvements</i></b>	
Target Area	N/A
Goals Supported	Infrastructure
Needs Addressed	Right-of-way Improvements (Improve quality of public infrastructure for predominantly low-to-moderate income persons)
Funding	CDBG: \$600,000 (Construction)

Description	The City of Creedmoor is in significant need of road improvements due to increasing traffic from residents and neighboring communities. The roads, previously marked by patchwork repairs and uneven lanes, need renovations to ensure safer commutes. The project will tentatively include improvements to Williamson Road, Turnersville Road, Creede Lane, Miller Lane, and Evelyn Road. This list of road segments may change based on availability of funds among other variables within the City of Creedmoor. Due to the city's rapid growth, these improvements are critical for enhancing the travel experience and addressing road deterioration, which is currently posing a risk on daily commutes.
Target Date	October 1, 2026-September 30, 2027
Estimate the number and type of households that will benefit from the proposed activities	The improvements are expected to impact 1,997 people. The project is in a block group that is 77.20% low- to moderate-income (LMI).
Location Description	Travis County CDBG/HOME Service Area
Planned Activities	Street improvements for City of Creedmoor. The project is being completed in two phases. The first phase funded by the City of Creedmoor includes design services and environmental assessment. Construction will be completed during the second phase of the project with previously allocated PY25 funds and PY26 grant funds. The final scheduling and funding of street construction will be based on the results of the design work for the project. This project may evolve to include additional Travis County TNR substandard roads taskforce projects, if eligible for CDBG funding.
<b><i>(CDBG) PY26 Home Rehabilitation and Septic Repair Program</i></b>	
Target Area	N/A
Goals Supported	Housing
Needs Addressed	Owner-Occupied Home Rehabilitation & Septic Installation, Replacement or Repair
Funding	CDBG: \$200,000
Description	This project will fund minor home repair services and/or septic system installation, replacement or repair for low- and moderate-income homeowners in the CDBG service area to move homes towards Housing Quality Standards.
Target Date	October 1, 2026-September 30, 2027
Estimate the number and type of households that will benefit from the proposed activities	Approximately 8 LMI households/housing units
Location Description	Travis County CDBG/HOME Service Area
Planned Activities	This ongoing project will fund minor home repair services and/or septic system installation, replacement or repair for low- and moderate-income homeowners in the CDBG service area to move homes towards Housing Quality Standards. The program seeks to improve energy efficiency, physical living conditions, and safety in owner-occupied homes. The project provides a grant of up to \$24,999 to eligible homeowners for approved repairs. Examples of potential improvements will be outlined in the Travis County CDBG Program Home Rehabilitation Program Guidelines.  These funds are targeted toward homeowners at or below 80% area median income (AMI) in the CDBG service area. The home rehab program will go through a competitive procurement process per 2 CFR 200, to identify a Program Operator. Funding allocation will

	be distributed for project delivery and construction costs as specified in the project scope of work.
<b>(CDBG) PY26 General Infrastructure</b>	
Target Area	N/A
Goals Supported	Infrastructure
Needs Addressed	Right-of-way Improvements (Improve quality of public infrastructure for lower-income persons)
Funding	CDBG: \$170,696
Description	“General Infrastructure” funds may be used to complete a project that would be eligible per 24 CFR 570.201(c). Upon receipt of a viable and eligible project that meets a national objective and serves LMI clients in the Travis County CDBG/HOME Service Area, the action plan will be amended to include the project specifics.
Target Date	October 1 <sup>st</sup> , 2026-September 30 <sup>th</sup> , 2027
Estimate the number and type of households that will benefit from the proposed activities	TBD if/when a project is identified
Location Description	Travis County CDBG/HOME Service Area
Planned Activities	Funds may be spent on phase 1 expenditures, such as design and environmental costs, as well as partially or fully fund phase 2 construction expenditures. Right-of-way project types may include but are not limited to street/sidewalk improvements, water/wastewater/sewer improvements, and drainage.
<b>(CDBG) PY26 Administration and Planning – 20%</b>	
Target Area	N/A
Goals Supported	N/A
Needs Addressed	N/A
Funding	CDBG: \$355,173
Description	Administration and planning activities
Target Date	October 1 <sup>st</sup> , 2026-September 30 <sup>th</sup> , 2027
Estimate the number and type of households that will benefit from the proposed activities	N/A
Location Description	N/A
Planned Activities	The funds allocated for administration will pay for the operating expenses associated with the grant including office supplies, training, contracted services, interpreting, fair housing activities, membership, the Consolidated Plan and Action Plan, annual report, reporting, and other business-related expenses. Additionally, the funds will pay for a portion of the salaries for one Planning Project Manager (80% CDBG/20% HOME), one Senior Planner (80% CDBG), and an Administrative Associate position (100% CDBG). If funding permits, the CDBG/HOME Office will add an additional planner position or an additional admin. associate or admin. assistant, which may be funded fully or partially by CDBG (or partially or fully funded by HOME). These positions are responsible for project development, action plan and annual report development, monitoring, and reporting and other tasks relating to administration and planning. These positions are responsible for project development, action plan and annual report development, monitoring, and reporting and other tasks

	relating to administration and planning. The Travis County CDBG/HOME Office reserves the right to change, revise or propose different general fund/CDBG/HOME funding distributions. Additionally, the CDBG/HOME Office intends to ascertain if these funds and/or future funds can be used to develop a new staff role if feasible and deemed necessary.
<b>(CDBG) PY26 Alternate Project #1: Disaster Response Interim Assistance</b>	
Target Area	N/A
Goals Supported	Infrastructure
Needs Addressed	Infrastructure or Public Facility
Funding	CDBG: \$100,000
Description	Since 2011, Travis County has increasingly experienced disasters either from flooding or wildfires. In an effort to facilitate a quick response, this alternate project is available to enact, should it be needed. HUD has provided specific guidance about interim assistance and disaster response activities. Below is a summary that explains when and under what conditions these types of activities qualify for CDBG funds.
Target Date	October 1 <sup>st</sup> , 2026-September 30 <sup>th</sup> , 2027
Estimate the number and type of households that will benefit from the proposed activities	TBD based on specific project
Location Description	Travis County CDBG/HOME Service Area
Planned Activities	The types of activities that may be considered are repairing streets, sidewalks, publicly owned utilities, and public buildings (excluding parks or playgrounds); special garbage, trash or debris removal; and clearing of streets (e.g., of snow, debris, etc.). This project will use one of two National Objectives for this project. If the area qualifies as low-to-moderate income, it will use the Low to Moderate Income Area (LMA) Benefit as the national objective. If not, the project will use the urgent need national objective. The work will be completed by County employees and/or contractors and will be overseen by one of the following County Departments: Travis County Transportation and Natural Resources Department, Health and Human Services, or Emergency Services.
<b>(CDBG) PY26 Alternate Project #2: Eastern Crescent Street Lights</b>	
Target Area	N/A
Goals Supported	Infrastructure
Needs Addressed	Infrastructure or Public Facility
Funding	CDBG: \$150,000
Description	The Eastern Crescent Street Lights Project was developed in response to community-identified concerns regarding limited street lighting, roadway safety, pedestrian activity, and increasing traffic volumes in Eastern Travis County. The project proposes eligible public infrastructure improvements through the installation of streetlighting infrastructure in coordination with local electric utility. The initiative is intended to support durable and sustainable street improvements along roadways and neighborhood corridors where accidents, particularly those involving pedestrians, multimodal users, or nighttime travel conditions, have been identified as ongoing concerns. The project is intended to improve visibility, accessibility, and public safety for residents, pedestrians, bicyclists, transit users, and motorists in underserved areas of Eastern Travis County. Streetlight activities are categorized within Street Improvements (Matrix Code 03K). Below is a summary that explains when and under what conditions these types of activities qualify for CDBG funds.
Target Date	October 1 <sup>st</sup> , 2026-September 30 <sup>th</sup> , 2027

Estimate the number and type of households that will benefit from the proposed activities	TBD based on specific project
Location Description	Travis County CDBG/HOME Service Area
Planned Activities	The types of activities that may be considered are streetlight installations with Austin Energy or another local electric utility serving as project lead. Siting of lights will occur with quantitative data and collaboration with area residents and stakeholders. The work will be completed by County employees, electric utility employees and/or contractors and will be overseen by Travis County Health and Human Services in partnership with Austin Energy or another local electric utility. Projects will only include streetlights that have a strong maintenance policy and resources in place to ensure this investment is positioned to best serve the public for many years.
<b><i>(CDBG) PY26 Alternate Project #3: Manor Dog Park</i></b>	
Target Area	N/A
Goals Supported	Infrastructure
Needs Addressed	Infrastructure or Public Facility
Funding	CDBG: \$100,000
Description	CDBG has received project proposals from a Manor area resident. CDBG staff noted that the City of Manor completed their Destination 2050 comprehensive plan in December 2022 showing demand for an off-leash dog park. A priority action item is to add a dog park to Timmerman Park, but a new park master plan is required first. Siting the project within the city limits at an existing park will ensure long-term maintenance and control by the City of Manor vs. necessitating a longer process of land acquisition, more extensive construction of supporting infrastructure, and acceptance of management responsibility by Travis County Parks. Below is a summary that explains when and under what conditions these types of activities qualify for CDBG funds.
Target Date	October 1 <sup>st</sup> , 2026-September 30 <sup>th</sup> , 2027
Estimate the number and type of households that will benefit from the proposed activities	TBD based on specific project
Location Description	Travis County CDBG/HOME Service Area
Planned Activities	Provide funding for the planning, design, and construction of a dog park within the City of Manor. Project will be in one of Manor's census blocks ranging from 52.9% to 79.0% low-to moderate-income and serve at least 14,479 individuals in those census tracts. Practically speaking, all of Manor's residents and those from surrounding areas will be able to utilize this amenity.
<b><i>(HOME) PY26 New Construction (single-family detached)</i></b>	
Target Area	N/A
Goals Supported	Housing
Needs Addressed	Affordable Housing (for purchase)
Funding	TBD - will be funded along with the Homeowner Assistance project for a combined total (both projects) of up to \$603,781.27 (aggregate funding includes HOME funding, and 25% required non-federal match). Specific project allocation to be determined for each project. This activity is identified as a secondary project and will only be implemented in the event that remaining funds are available.

Description	Provide funding for the construction of affordable housing for income eligible first-time homebuyers. An affordability period will be required for HOME funds received.
Target Date	October 1 <sup>st</sup> , 2026-September 30 <sup>th</sup> , 2027
Estimate the number and type of households that will benefit from the proposed activities	TBD
Location Description	Travis County CDBG/HOME Service Area
Planned Activities	Provide funding for the construction of affordable housing for income eligible first-time homebuyers. An affordability period will be required for HOME funds received.
<b><i>(HOME) PY26 Homeowner Assistance (Downpayment &amp; Affordability Gap Assistance)</i></b>	
Target Area	N/A
Goals Supported	Housing
Needs Addressed	Homeowner Assistance (Downpayment & Affordability Gap Assistance)
Funding	TBD - will be funded along with the New Construction (single-family detached) for a combined total (both projects) of up to \$603,781.27 (aggregate funding includes HOME funding, and 25% required non-federal match). Specific project allocation to be determined for each project.
Description	Provide downpayment assistance or affordability gap assistance) for income eligible first-time homebuyers. An affordability period will be required for HOME funds received.
Target Date	October 1 <sup>st</sup> , 2026-September 30 <sup>th</sup> , 2027
Estimate the number and type of households that will benefit from the proposed activities	TBD
Location Description	Travis County CDBG/HOME Service Area
Planned Activities	Provide downpayment assistance or affordability gap assistance for income eligible first-time homebuyers. An affordability period will be required for HOME funds received.
<b><i>(HOME) PY26 CHDO Set-asides – 15%</i></b>	
Target Area	N/A
Goals Supported	Housing
Needs Addressed	N/A
Funding	HOME: \$76,267.11
Description	Travis County must seek a public-private partnership with a Community Housing Development Organization (CHDO) to administer one or more components of the County’s HOME program funds. This 15% set-aside will comply with 24 CFR § 92.300(a) and 2 CFR Part 200, if required for CHDO selection.
Target Date	October 1 <sup>st</sup> , 2026-September 30 <sup>th</sup> , 2027
Estimate the number and type of households that will benefit from the proposed activities	N/A

Location Description	N/A
Planned Activities	Partner with a qualified Community Housing Development Organization (CHDO) to own, develop, or sponsor affordable housing. Finalize CHDO procedures and ensure compliance with 24 CFR § 92.300(a) and 2 CFR Part 200. Support capacity-building opportunities for local housing nonprofits.
<b><i>(HOME) PY26 Administration and Planning – 10%</i></b>	
Target Area	N/A
Goals Supported	N/A
Needs Addressed	N/A
Funding	HOME: \$50,844.73 (plus leveraged funding from the County: TBD)
Description	Administration and planning activities
Target Date	October 1 <sup>st</sup> , 2026-September 30 <sup>th</sup> , 2027
Estimate the number and type of households that will benefit from the proposed activities	TBD
Location Description	Travis County CDBG/HOME Service Area
Planned Activities	The funds allocated for administration will pay for the operating expenses associated with the grant including office supplies, training, contracted services, interpreting, fair housing activities, membership, the Consolidated Plan and Action Plan, annual report, reporting, and other business-related expenses. Additionally, the funds will pay for a portion of the salaries for one Planning Project Manager (80% CDBG/20% HOME) and a staff member (potentially a new hire if deemed necessary). The position needed has not been determined as of July 2025, but the position may be an administrative associate or Planner to help with the launch, program design, and implementation of the HOME funds. These positions are responsible for project development, action plan and annual report development, monitoring, and reporting and other tasks relating to administration and planning of HOME funds.

## Geographic Distribution

### ***Description of the geographic areas of the entitlement (including areas of low-income and minority concentration) where assistance will be directed***

The current Travis County CDBG/HOME Service Area includes the unincorporated areas of Travis County, along with Bee Cave, Creedmoor, Lago Vista, Lakeway, Manor, San Leanna, Sunset Valley, Webberville, and West Lake Hills.

No specific areas within our CDBG/HOME jurisdiction are targeted; however, projects funded in prior years are in the southern portions and eastern crescent of Travis County, areas of the county historically lacking investment. Travis County CDBG/HOME projects will continue to benefit low-moderate income eligible clients throughout the Travis County CDBG/HOME Service Area.

Please see Appendix C for maps showing project locations and impacted areas.

### ***Rationale for the priorities for allocating investments geographically***

While the program does not specifically target geographic areas within the jurisdiction, geography is a consideration when evaluating different types of projects. In impacted areas, primarily in the Southeastern parts of the jurisdiction, projects that improve access to services and improve neighborhood quality are prioritized. New housing development projects are prioritized in non-impacted areas of high opportunity that would further fair housing goals. Infrastructure projects are considered in areas of need throughout that jurisdiction and are typically located in neighborhoods characterized by isolated pockets of poverty.

The CDBG/HOME program gives priority to projects that enhance access to services, facilities, and infrastructure in low opportunity areas. This is beneficial from a fair housing perspective, as it improves living conditions and provides improved access to an underserved area.

## Affordable Housing

### **Introduction**

The Travis County CDBG/HOME Office will use CDBG and HOME to support the following affordable housing goals.

The HOME funds are subject to federal recapture provisions that ensure funds are returned to the jurisdiction if affordability period requirements, per 24 CFR 92.254(a)(4) are not met. Travis County implements the reduction during affordability period recapture model in compliance with HUD regulations (24 CFR 92.254), which require homebuyers to occupy assisted properties as their principal residence for the duration of the affordability period. If this condition is not met, a prorated portion, as it relates to the time remaining in the affordability period, of HOME assistance must be repaid to Travis County.

Table 4.3 - One Year Goals for Affordable Housing by Household Type

One Year Goals for the Number of Households to be Supported	
Homeless	0
Non-Homeless	8
Special-Needs	0
Total	8

*Note: Based on approximately \$200,000 in CDBG funding and estimated per-unit costs of up to \$24,999. HOME project goals are to be determined.*

Table 4.4 - One Year Goals for Affordable Housing by Support Type

One Year Goals for the Number of Households Supported Through:	
Rental Assistance	0
The Production of New Units	0
Rehab of Existing Units	8
Acquisition of Existing Units*	0
Total	8

*Note: Based on approximately \$200,000 in CDBG funding and estimated per-unit costs of up to \$24,999. HOME project goals are to be determined.*

### Discussion

PY26 CDBG funding is allocated to infrastructure improvements and a Home Rehabilitation Program. The program is anticipated to repair between 40 and 60 homes using prior year funds, with work beginning in PY24 and continuing into PY26. An additional 8 homes are expected to be repaired with PY26 funding. While there are no specific goals tied to assisting disabled or elderly households, the program includes targeted outreach to these populations.

Travis County also supports affordable housing through other avenues outside of HUD funding, including through the Travis County Corporations, HHS Housing Continuum Investments, and Travis County Commissioners Court-approved Resolutions of No Objection (RONO) for Low Income Housing Tax Credits (LIHTC). Finally, an affordable housing strategy with specific goals was created based on the results of the Comprehensive Housing Market Study and the Regional Analysis of Impediments to Fair Housing. The policy was drafted for further review by stakeholders and adoption by the Travis County Commissioner’s Court is pending.

## Public Housing

### Introduction

There are no public housing units in the jurisdiction. Therefore, there are no actions related to public housing for the CDBG/HOME program in PY26.

### ***Actions planned during the next year to address the needs of public housing***

The Housing Authority of Travis County (HATC) manages a total of 174 affordable housing units across six affordable public housing sites:

- Three (3) of the public housing sites were converted in 2016 under the Rental Assistance Demonstration (RAD) conversion program and receive federal subsidy via U.S. Department of Housing and Urban Development’s (HUD’s) Project-Based Rental Assistance (PBRA) Program. Eastern Oaks Apartments, Alexander Oaks Apartments, and Summit Oaks Apartments. These three properties offer a total of 105 PBRA units. Conversion to PBRA allows HATC to leverage debt to reinvest in the public housing facilities and to shift units to the Section 8 platform with the guarantee of long-term affordability.
- Two non-subsidized properties: Carson Creek Duplexes (16 units), Manor Town Apartments (33 units), Manor Town II (20 units) are owned by HATC and are designated for low-income persons. These properties are not eligible for federal subsidies.

### ***Housing Choice Voucher Program Update***

HATC also manages a Housing Choice Voucher Program, Special Purpose Vouchers (HUD-VASH, Mainstream Program, Emergency Housing Vouchers, Non-Elderly Disabled Vouchers, and the Family Unification Program), and a Continuum of Care Grant. As of May 2026, HATC is allocated 691 housing choice vouchers. Of the available vouchers 656 are currently being leased.

In 2021, HATC received 34 Emergency Housing Vouchers from HUD to aid households experiencing homelessness in Travis County, as well as 38 additional Family Unification Program vouchers. To further expand housing opportunities for families/ individuals, a request was submitted in 2022 for additional Mainstream vouchers to provide housing opportunities to non-elderly disabled households.

Per HATC, as of spring 2026, there were 82 clients on the Section 8 waitlist for a housing choice voucher, down from 396 in 2025. Individuals on the waitlist are generally female, non-elderly, non-disabled, Black/African American, non-Hispanic, and part of families with children. Percentage breakdowns are pending updated figures.

### ***Landlord Incentive Program***

In 2025, HATC had 414 landlords participating in their Landlord Incentive program and has seen consistent participation in the program since 2023. Recruiting landlords is vital in increasing suitable and safe housing opportunities for Travis County residents. Over the years prior to 2025, HATC has increased its landlord pool and available affordable housing stock which has resulted in fewer terminations from the programs as units are made available to families.

HATC also manages an initiative to assist residents pay for damage claims they may be charged by a landlord. HATC’s incentive to pay for a damage claim is that it allows the family to retain housing (avoid eviction). Protecting landlords is vital in retaining a good housing stock available. HATC has only had one request since approving this incentive. In 2025, one damage claim was paid, totaling: \$1,624. The tenant was provided with a voucher to relocate and retain housing.

There are no HATC public housing units in the Travis County CDBG/HOME jurisdiction. However, the Travis County Facilities Corporation (TCFC) an affiliate/subsidiary of HATC sponsors low-income housing tax credit (LIHTC) projects and public facility corporation (PFC) affordable housing projects, often referred to as workforce housing for the missing-middle, are proposed in various locations in the Austin ETJ, which is in unincorporated Travis County, which is within the Travis County CDBG/HOME jurisdiction. CDBG/HOME and HATC staff have been engaged for many years in efforts

to increase housing supply and affordability. Since 2024, the CDBG/HOME Office has partnered with the HATC Family Self-Sufficiency (FSS) program to provide up to \$75,000 in downpayment and closing cost assistance to income eligible prospective homebuyers who are 50-80% AMI/MFI.

Finally, the Affordable Housing Policy Committee was sunset in 2020 due to COVID and the priorities of being responsive to the pandemic. However, since 2024, the Travis County CDBG/HOME Office has resumed a regional AI working group, which focuses on various governmental, quasi-governmental, and non-profit organizations meeting to take a regional approach to addressing fair housing issues. Additionally, Travis County HFC, Strategic HFC, and HATC have been meeting consistently since 2025 to discuss housing policy issues to ascertain a collective approach to addressing concerns facing Austin-Travis County as they arise.

### ***Actions to encourage public housing residents to become more involved in management and participate in homeownership***

#### *Resident Services*

HATC has started a foundation (The HATC Foundation) to raise funds specifically for programming for its residents. Since no properties are in the CDBG/HOME service area, no CDBG/HOME funds can assist HATC clients.

The HATC Foundation also serves to leverage grants and community partnerships to promote advancement in three focus areas: family enrichment, youth development, and self-sufficiency. The Foundation's current community partners include Austin Public Library, Literacy Coalition of Central Texas, Goodwill of Central Texas, Austin Sunshine Camps, Central TX Food Bank, and the Black Men's Health Clinic.

#### *Moving-To-Work Demonstration Program*

HATC has been selected to participate in the Moving-To-Work (MTW) Demonstration Program by HUD. The MTW demonstration program provides public housing authorities with the opportunity to design and test innovative, locally designed strategies for more efficient use of federal funds, while helping residents find employment and become self-sufficient, thus increasing housing choices for low-income households. The MTW allows for greater flexibility regarding federal statutes that regulate Housing Choice Vouchers program. HATC will utilize this designation to allow for waivers that streamline the process and create greater ease for program participants. HATC's MTW program was launched September 2022 and remains a part of HATC's initiatives. HATC plans to implement the following initiatives:

- Extending inspection period to 3 years, if initial inspection is passed
- Incentives for newly participating landlords in the HCV program
- Increasing asset threshold for self-certification
- Biennial reexamination schedule
- Increase in initial rent burden to 60% of MAI for new unit approvals
- Funding for damage claims from landlords for tenant caused damages

#### *HATC Board*

The Travis County Commissioners Court appoints the HATC Board members. The CDBG/HOME Office will collaborate with the Travis County Intergovernmental Relations Office to update the application

and appointment process to reflect this change. Encouraging Housing Choice Voucher (HCV) participants to serve on the Board promotes greater insight into policies informed by lived experience.

### Rental Advisory Board (RAB)

HATC is required to develop an Annual and Five-Year Plan, detailing their mission and goals as well as planned activities, programs, and policy updates to achieve the goals. The HATC Resident Advisory Board (RAB) is a group of residents that participates in the Plan process. The HATC RAB was re-constituted and met regularly throughout 2025 and into 2026. HATC will consider the recommendations of the RAB(s) and make revisions that it deems appropriate to the Plan.

### ***If the PHA is designated as troubled, describe the manner in which financial assistance will be provided or other assistance***

The Housing Authority of Travis County is not designated as troubled.

## **Homeless and Other Special Needs Activities**

### **Introduction**

The most recent Travis County Point-in-Time (PIT) count was conducted on January 25, 2025 under the guidance of ECHO. More than 600 volunteers participated in the event and collected a total of 561 surveys from unhoused Travis County residents. Below is a summary of the data collected in this PIT count:

- The current estimated total for residents of Travis County who are experiencing homelessness is 3,238. Of these, 1,577 were unsheltered and 1,661 were sheltered.
- Of these numbers, nearly 20% of the population were over the age of 55. Nearly 32% of individuals experiencing homelessness were Black, 26% were Hispanic, and 31% were White. Persons living with physical disability comprises 40% of unhoused persons, and veterans represented 13%.
- 327 individuals in the Travis County Jail on the night of the count were experiencing homelessness. The residents made up 36% of the jail's population that night and are not included in the PIT count due to federal regulations.

ECHO's October 2025 Homelessness Response System (HRS) Report went into further details of the current state of the Homeless Response System in Travis County. This report looks at data from 2024, providing new analysis and perspective on the system as of 2025.

According to the report, homelessness remains a major issue in Travis County, however, due to a response system that has rapidly grown more extensive and diverse in the past 5 years, there have been many positive trends observed. Since 2018 there has been a 108% increase in available beds for those who need permanent rehousing, rapid rehousing, and shelter beds.

In 2024, about 1-in-4 people (28%) served in HMIS were newly homeless. This is 5% lower than the previous year. This decrease is a critical metric, as it marks the first decline in Travis County residents who were newly experiencing homelessness since 2020, when a strong upward trend developed.

In 2025, ECHO reported that the Homeless Response System served 3,055 people who were moved into housing across various program types, an increase of 386 people or 13% from 2023. The 2025 report is the most current report as of the date/timeframe of this action plan draft (May 2026).

Another positive trend noted by ECHO is that the average waiting time for individuals to receive housing has decreased, from 471 days in 2023 to 356 days in 2024. Many types of housing have seen increased availability of units or beds between 2023 and 2024.

Figure 4.2 - Capacity in Number of Units by Program Type

Project Type	2019	2020	2021	2022	2023	2024	Over Time
PH - Rapid Re-Housing	557	1025	1803	1644	2615	2502	
PH - Permanent Supportive Housing	1204	1263	1326	1560	1553	1809	
Emergency Shelter	1038	1209	1110	966	1180	1678	
Transitional Housing	484	406	408	430	565	489	
Permanent Housing with Services	318	352	357	311	285	211	
Safe Haven	15	15	15	18	15	15	
<b>Total</b>	<b>3616</b>	<b>4270</b>	<b>5019</b>	<b>4929</b>	<b>6213</b>	<b>6704</b>	

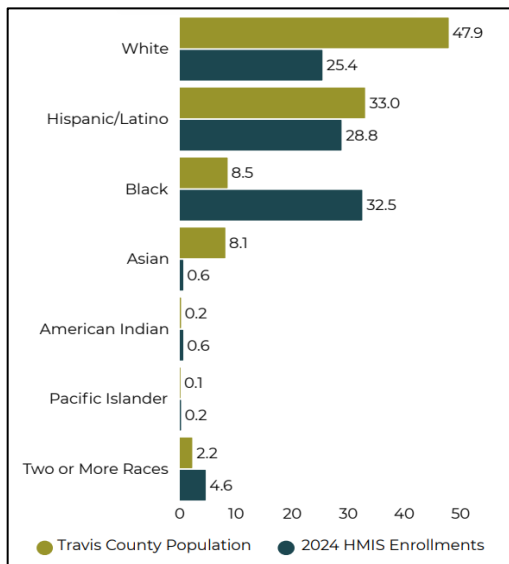
Those individuals experiencing homelessness in Travis County are still comprised disproportionately by members of vulnerable populations, such as those affected by disabilities, older than 55, and survivors of domestic violence.

Black or African American residents in our community remain disproportionately more likely to experience homelessness than other racial and ethnic groups, and they are drastically overrepresented in the population experiencing homelessness compared to the general population of Travis County. While Black individuals make up only about 9% of the overall Travis County population, they account for one-third of the homeless population.

Figure 4.3 below shows, in Travis County, Black populations face disproportionately greater housing needs, compared to the overall population.

Additionally, ECHO marks a continuing trend of unhoused individuals who report being disabled in some way. In 2024, nearly 1,700 more people identified as having any sort of disability compared to 2023.

Figure 4.3 - Race/Ethnicities of People Served in 2024 by the HRS Compared to Travis County Census



To assist with the reduction of homelessness in Travis County, the CDBG program should continue to coordinate with other advocacy agencies to fulfill our priorities of infrastructure, affordable housing, and Home Rehab. Investing in current housing stock through Home Rehab can directly impact the rate of family homelessness. The CDBG/HOME office has had five consultations with organizations that work to combat homelessness in PY26.

***Describe the jurisdiction’s one-year goals and actions for reducing and ending homelessness including reaching out to homeless persons (especially unsheltered persons) and assessing their individual needs:***

Health and Human Services (HHS) provides general fund dollars to variety of agencies that work on homelessness issues through its social service contract investments. For example, HHS has a general fund contract with the Ending Community Homelessness Coalition to support outreach, Point-in-Time (PIT) count and related magnet events and Coordinated Assessment outside of the City of Austin. In addition, the Precinct 3 Constable’s Office works with Integral Care to reach out to homeless encampments outside the urban core to facilitate connection to services.

Initiation of services in the Social Work and Supportive Case Management programs includes assessment of needs and creation of an individualized service plan. While social work and supportive case management services are not restricted to or aimed at persons experiencing homelessness, a portion of clients in services may be experiencing homelessness.

FSS services are person-centered and client directed. If clients experiencing homelessness indicate that they want to include goals towards obtaining housing in their individualized service plan, the social worker/supportive case manager will assist the client in working toward and maintaining these goals, and the client can be eligible for up to six months of rental assistance.

The HHS Social Work Team utilizes the Homeless management information system (HMIS) overseen by ECHO, to communicate with homeless clients applying for social work services and keep in contact with other agencies working with clients experiencing homelessness.

FSS case managers provide emergency response services in the event of natural disasters and other crisis events, such as in response to the July 4, 2025, floods in northwestern Travis County. During such work, particularly when providing support at shelters, staff may interact with persons experiencing homelessness and provide them with information about FSS services.

ECHO, as the lead agency for the Austin/Travis County Continuum of Care, coordinates community outreach workers, facilitates the Coordinated Entry system, and ensures the connection of those experiencing homelessness to permanent housing programs. ECHO has, in recent months, implemented several new initiatives with ambitious goals for preventing people from ever becoming

homeless, delivering healthcare services directly to people living in Permanent Supportive Housing (PSH) units, and redesigning the “front door” – our community’s Coordinated Entry System (CES) to provide more comprehensive resource connections and outreach coordination across Austin and Travis County.

The HHS Social Work Team is a part of the Homeless management information system (HMIS) overseen by ECHO; this helps us better communicate with homeless clients applying for social work services and keep in contact with other agencies working with clients experiencing homelessness.

ECHO, as the lead agency for the Austin/Travis County Continuum of Care, coordinates community outreach workers, facilitates the Coordinated Entry system, and ensures the connection of those experiencing homelessness to permanent housing programs. ECHO has, in recent months, implemented several new initiatives with ambitious goals for preventing people from ever becoming homeless, delivering healthcare services directly to people living in Permanent Supportive Housing (PSH) units, and redesigning the “front door” – our community’s Coordinated Entry System (CES) to provide more comprehensive resource connections and outreach coordination across Austin and Travis County.

Integral Care has three teams dedicated to providing outreach to individuals experiencing homelessness. These teams include PATH, HOST, and CARE. Each of these teams has access to the broader Integral Care network of programs and services and works to connect individuals to ongoing behavioral health care. Integral Care’s supportive housing teams also provide outreach to individuals experiencing homelessness who are referred through Coordinated Entry to their programs.

The PATH program within Integral Care provides outreach services to people experiencing homelessness, both directly and through partnerships, such as with The Other Ones Foundation (at Camp Esperanza) and Sunrise Community Church. PATH is currently funded through a SAMHSA grant. PATH also responds to referrals from the community, as well as from various elements of local government (e.g., the Parks and Recreation Department, TxDOT). Integral Care is also available to assist in response to floods, hurricanes, or other events which may deprive people of housing. Likewise, PATH provides outreach alongside Travis County Constables to those facing homelessness due to eviction.

The Homeless Outreach Street Team (HOST), which is a partnership with the Austin Police Department and EMS, has continued to provide outreach to people experiencing homelessness in the downtown and West Campus area of Austin. The HOST team continues to serve people experiencing homelessness by proactively reaching out to connect people to housing, case management, mental health care, primary health care and substance use treatment. The goal of HOST is to identify individuals who are homeless, learn what challenges they face and connect them to services they need to rebuild their health and well-being, reach their full potential, and contribute to the community.

The CARE program (Community AIDS Resources and Education) helps adults living with or at risk of getting HIV who also live with a mental illness and/or substance abuse disorder. Services include individual and group counseling, education and harm reduction supplies like needle cleaning kits, safer smoking kits and opioid overdose kits. A key component of the CARE program is an outreach team providing referral and linkage to community services, which regularly engages with persons experiencing homelessness.

In PY25 and PY26, Integral Care's Outreach teams (PATH, HOST, and CARE) continued to provide outreach and engagement services to individuals experiencing unsheltered homelessness in Austin/Travis County. HOST continues to participate in the HEAL initiative providing outreach to individuals at identified high risk/vulnerability camp sites and offering them placement at shelter such as Eighth Street Shelter. Their outreach team also navigates referrals into the City's Marshalling Yard shelter and The Other One's Foundation's Camp Esperanza when the waitlist is open. Integral Care also operates Safe Haven (15 beds), the county's only emergency veteran shelter.

When funds permit, they have assisted individuals and families experiencing homelessness with short-term hotel stays, often as a bridge into more permanent housing. The organization currently has Intake and Prescribers services at Sunrise Navigation Center weekly to provide real-time access to medication services and to support linkage to ongoing behavioral health services. Additionally, Integral Care frequently participates in the cities Pop Up Resource Centers. Lastly, they do have funds to support clients at A New Entry, Inc. who are experiencing homelessness and need substance use treatment and/or transitional housing

### ***Addressing the emergency shelter and transitional housing needs of homeless persons***

HHS provides general fund dollars to a variety of agencies that work on homelessness issues through its social service contract investments. No CDBG funds will be used in PY26 for emergency or transitional housing. As of 2026, Travis County has become eligible to receive ESG funds, which is a potential future opportunity for Travis County to enhance its current support of address emergency shelter and transitional housing needs. The Supportive Housing Division has invested more than \$117 million in the establishment of a variety of supportive housing options, which will impact on the availability of and needs for beds for those who are homeless or at risk of becoming homeless.

The HHS Family Supportive Services (FSS) Department meets with social work (SW) and supportive case management clients at least once a month (usually every two weeks or weekly) and makes goals with the client towards obtaining their basic needs, including becoming self-sufficient and stable. HHS/FSS staff help advocate for clients and help them locate housing they qualify for and assist with completing. If clients in these services are not in permanent housing and express the desire to work on a goal of transitioning into permanent housing, the case manager or social worker will help the client work toward this goal, helping the client to break down the goals into actionable steps and providing resources and support to help achieve goals, including access of up to six months of rental or mortgage assistance, utility assistance, and case management services of up to 12 months for Supportive Case Management and up to 24 months for Social Work services.

Integral Care is the supportive services provider for HACA Onward, HATC Upward and Fresh Start Permanent Supportive Housing Voucher programs. Through these programs, Integral Care provides wrap-around support to households transitioning out of homelessness into permanent housing. Wrap-around services include access to behavioral health and primary care; referrals to supports to increase income such as SOAR and Supported Employment; housing stability services such as skills training on budgeting, problem-solving, and landlord relationships as well as access to financial supports to meet basic needs or address emergency rental assistance needs.

In PY25 and into PY26, Integral Care has assisted over 116 families in accessing the 811 Project Rental Assistance program while it was open in Quarter 1. Integral Care is currently working with Superior and United Healthcare on a pilot program for individuals who are seeking independent living and are currently residing in a Skilled nursing facility. Integral Care collaborated with City and County officials to establish a Therapeutic Diversion Program (TDP), aimed at diverting individuals from hospitals and jails into a shelter program to break the cycle of homelessness and institutionalization.

The agency has submitted various grants, including a CoC grant and a Department of Justice grant, to create pathways to housing upon exit from the TDP. This year they also strengthened their partnership with the Mental Health Public Defenders Office to triage complex cases. These cases are often for unhoused individuals or families who cycle into the criminal justice system with homelessness as a contributing factor to their arrest. The organization also streamlined/prioritized referrals from their internal crisis respite/residential programs for Rapid Rehousing programming after observing data trends of disproportionate representation of homelessness in their crisis facilities. In early 2025, Integral Care opened Travis County's first youth respite center serving ages 14-17 who need crisis stabilization outside of an inpatient treatment setting.

Helping homeless persons (especially chronically homeless individuals and families, families with children, veterans and their families, and unaccompanied youth) make the transition to permanent housing and independent living, including shortening the period of time that individuals and families experience homelessness, facilitating access for homeless individuals and families to affordable housing units, and preventing individuals and families who were recently homeless from becoming homeless again

Supportive housing resolution data was presented during the May 12, 2022, Travis County Commissioners Court Work Session, including the following documents: "Supportive Housing Resolution Update" and "Travis County Supportive Housing Collaborative." Between PY23 and December 31, 2026, the Travis County HHS [Supportive Housing Division](#) is allocating approximately \$110 million to support the construction of 11 supportive housing projects. As of PY25, a portion of this funding has already been awarded to nonprofit developers building deeply affordable housing for individuals experiencing homelessness or at risk of becoming unhoused. Through the Supportive Housing Initiative Project (SHIP), approximately 1,754 new affordable units are expected to be delivered by 2027.

Furthermore, in addition to the funding received in 2022, as of February 2025, the Travis County Continuum of Care received \$14 Million in funding to expand and improve the county HRS. This is a \$2 million increase from previous years. These grants will directly fund 16 housing, supportive services, and system coordination projects at eight organizations across Austin and Travis County, including but not limited to:

- Caritas of Austin
- Ending Community Homelessness Coalition (ECHO)
- Housing Authority of the City of Austin (HACA)
- Housing Authority of Travis County (HATC)
- Integral Care
- LifeWorks
- The SAFE Alliance

- Sunrise Community Church (Sunrise Navigation Center)

As of February 2025, plans to distribute these funds call for 4,175 new units of PSH, along with 550 additional shelter beds and 2,355 Rapid Re-Housing (RRH) units were in place.

Additionally, as of May 2024, there are already two new affordable housing developments underway. These developments are focused on supporting homeless constituents moving into long term permanent housing. These two developments contribute to the more than 1,000 new PSH that CoC partners expect to complete in the next few years.

Integral Care, one of the organizations funded by the above grants, supports families experiencing homelessness transition to permanent housing in multiple ways. They house families through the HUD funded Permanent Supportive Housing Programs, which provide a permanent voucher subsidy, landlord outreach and housing navigation support as well as wrap around supportive services such as case management, peer support, supported employment and access to medications. Their Families with Voices Program provides rapid rehousing subsidies and wrap around support to families experiencing homelessness or housing instability with children in the Manor School District. Finally, when eligible, families can access the Homeless Prevention and Diversion funds, which can assist in removing barriers for families moving out of homelessness into housing.

**Helping low-income individuals and families avoid becoming homeless, especially extremely low-income individuals and families and those who are: being discharged from publicly funded institutions and systems of care (such as health care facilities, mental health facilities, foster care and other youth facilities, and corrections programs and institutions); or, receiving assistance from public or private agencies that address housing, health, social services, employment, education, or youth needs.**

The Family Support Services Division within Travis County Health and Human Services (HHS) provides rent and utility assistance to help prevent housing loss, using general fund resources and other grants such as CEAP (TDHCA, federal LIHEAP funds) and seven utility vendor grants. In 2025 FSS provided \$2,057,713.21 in rent/mortgage assistance to Travis County residents. Additionally, the social work team offers holistic support to individuals and families, helping them gain or maintain housing stability. HHS also invests general fund dollars in community-based agencies addressing homelessness through social service contracts.

Families with Voices, an Integral Care program, assists households experiencing homelessness, housing instability, or at risk of homelessness. Participants relate to housing stability specialists who help determine eligibility for rental and utility assistance to stabilize the household.

Integral Care administers Homeless Prevention and Diversion funds to individuals and households at risk of becoming homeless. Assistance may include rental payments, rent arrears, security and utility deposits, or utility payments. Through May of 2026, Integral Care's Homeless Diversion and Prevention Program provided approximately \$1.5 million in assistance to help individuals at risk of homelessness obtain or maintain housing. Funds were available across all systems of care, including intellectual and developmental disabilities (IDD), Child and Family Services, and crisis divisions.

In FY25, Integral Care provided over \$1.3 million in prevention funds through three state-funded programs:

- Short-Term Rental Assistance (STRA)
- Homeless Diversion and Prevention (HDP)
- Healthy Community Collaborative (HCC)

These programs collectively served nearly 600 households in FY25, and continued support through STRA and HCC is available in FY26.

However, since the ending of the HHSC funding in PY26, Integral Care's pool of funds to assist with rent and utilities has significantly reduced to \$288,000. This fiscal year they were able to serve 73 households with rental and utilities assistance. To bridge this gap, they worked with their Resource Development office to fundraise some additional funding to serve 74 families.

Additionally, the organization was awarded funds from the Texas Veteran's Commission for Travis County Veterans in need of financial support to prevent or divert from homelessness.

Integral Care also plays a role in addressing youth homelessness. It participates in the Ending Youth Homelessness (EYH) initiative, a multi-agency collaboration led by Lifeworks, SAFE, and Caritas. Integral Care supports this effort as part of the Travis County Supportive Housing Collaborative, a partnership of seven supportive housing providers: Lifeworks, SAFE, Caritas, A New Entry, Family Eldercare, AAUL, and Integral Care. This collaboration works to align resources and strategies to end homelessness across vulnerable populations.

In addition, Integral Care operates a Children's Crisis Respite Center, opened in 2024, offering safe temporary shelter for youth in crisis situations—an essential support for households navigating mental health or housing instability.

Although Travis County does not directly receive Housing Opportunities for Persons with AIDS (HOPWA) funding, Integral Care receives and administers these funds through the City of Austin. In FY25, they provided housing-related assistance to 44 unique households. These services complement the County's broader efforts to support housing stability for vulnerable populations.

Austin/Travis County is one of ten pilot sites nationwide taking part in the Right at Home initiative to stop homelessness before it starts. ECHO is leading our community's involvement in the initiative, collaborating with community members and partners across Travis County to design a comprehensive homelessness prevention system. The goal is to identify families and individuals in need of financial help well before they risk eviction and use a "whatever-it-takes" approach to provide people the support they need to stabilize. ECHO hired a Right at Home Program Manager to shepherd the process; the Program Manager is embedded in ECHO's Systems Advancement Team, which works cross-collaboratively with intersecting systems – healthcare, benefits access, and the criminal legal system – to find pathways that avoid homelessness for people involved in these systems.

Austin/Travis County is one of ten pilot sites nationwide taking part in the Right at Home initiative to stop homelessness before it starts. ECHO is leading our community's involvement in the initiative, collaborating with community members and partners across Travis County to design a comprehensive homelessness prevention system. The goal is to identify families and individuals in need of financial help well before they risk eviction and use a "whatever-it-takes" approach to provide people the support they need to stabilize. ECHO hired a Right at Home Program Manager to shepherd the process; the Program Manager is embedded in ECHO's Systems Advancement Team,

which works cross-collaboratively with intersecting systems – healthcare, benefits access, and the criminal legal system – to find pathways that avoid homelessness for people involved in these systems.

Figure 4.4 - One Year Goals for Housing through HOPWA

One-year goals for the number of households to be provided housing through the use of HOPWA <sup>1</sup> for:	
Short-term rent, mortgage, and utility assistance to prevent homelessness of the individual or family	N/A
Tenant-based rental assistance	N/A
Units provided in housing facilities (transitional or permanent) that are being developed, leased, or operated	N/A
Units provided in transitional short-term housing facilities developed, leased, or operated with HOPWA funds	N/A
Total	N/A

*Note: The County does not receive HOPWA funding.*

## Barriers to Affordable Housing

### Introduction

Travis County, part of the fast-growing Austin-Round Rock-San Marcos Metropolitan Statistical Area (MSA), continues to face significant housing challenges. This MSA includes Bastrop, Caldwell, Hays, Travis, and Williamson counties. While the region has seen robust housing development, it remains a struggle to keep pace with affordability needs of the rapidly growing population.

Based on UnlockMLS/Austin Board of REALTORS data from April 2026, rent and home prices in Travis County have seen a measurable decrease. The median home value in Travis County is down 1.9% and the median rental price is down 4.5% year-over-year.

However, rent burdening is still a serious issue in Travis County with approximately 1 in 6 households paying more than 30% of their monthly income for housing. When it comes to the cost of fair market rent, Travis County is ranked 1st out of 254 counties in Texas. This means the FMRs, or in other words, the gross rent, is higher than all other counties.

Localized trends show additional disparities. Some parts of the county, such as West Austin, saw rent increases of up to 40% since 2021, while others have high vacancy rates due to oversupply of market-rate multifamily units. These dynamics reveal a mismatch between housing availability and affordability, pushing more residents to seek housing farther from job centers—impacting transportation, economic mobility, and quality of life.

Current trends as of 2026 suggest that, while affordable housing stock and sales have increased significantly in the past 2 years, in Travis County, there are still issues with affordability gaps with home ownership as well as rent affordability.

When in comparison with the rest of the state, Travis County’s housing market is significantly less affordable. In the state of Texas in 2025, home sales below \$300k made up between 33-36% of total sales. This is a major discrepancy when compared to Travis County, where in the past six months only an average 18% of sales were under \$300k.

According to the May 13, 2026 Housing Affordability Report from the Texas Real Estate Research Center at Texas A&M University, there is a significant difference in the income required to purchase a home between the two geographic areas. In 2026, the estimated required income to buy a home in Texas is \$76.2K, while in Travis County it is \$114K. This affordability gap of more than \$38K in annual income represents a substantial barrier. Based on current population income levels for Travis County residents as of 2024, this disparity makes homeownership challenging or impossible for nearly 24% of all residents.

Travis County's ability to influence housing development is constrained by state law, as the County lacks zoning authority. However, within the Extraterritorial Jurisdiction (ETJ) shared with the City of Austin, the County applies subdivision regulations and deed restrictions to support small-lot and higher-density development. New partnerships and planning efforts, such as the Northeast Travis County District Planning Project, aim to support housing investment in historically under-resourced areas.

***Barrier to Affordable Rental Housing: Tenant-Based Rental Assistance (TBRA) vs. Project-Based Rental Assistance (PBRA)***

For renters, affordability challenges persist despite recent declines in median rental rates. The Travis County CDBG/HOME Office regularly receives inquiries from residents seeking rental assistance opportunities. One approach used by communities to address rental affordability is Tenant-Based Rental Assistance (TBRA), which provides assistance directly to eligible households and allows them to choose housing in the private rental market. This differs from Project-Based Rental Assistance (PBRA), which is tied to specific housing developments or units. While HOME Investment Partnerships Program funds may be used to support TBRA activities, Travis County does not currently utilize HOME funds for this purpose. However, TBRA may be considered as a future strategy if community feedback, stakeholder consultations, and identified needs support its implementation.

***Barrier to Affordable Homeownership: Downpayment Assistance (DPA)***

One of the greatest barriers to homeownership is the availability of funds for downpayments and closing costs. Statistically, this upfront cost is one of the primary obstacles preventing low- and moderate-income (LMI) households from entering the housing market and is a key driver of the homeownership affordability gap. Even when households can afford monthly mortgage payments, the inability to accumulate sufficient savings for these upfront costs often makes homeownership unattainable.

Travis County's HOME-funded Downpayment Assistance (DPA) Program helps address this barrier by providing financial assistance to eligible homebuyers to reduce upfront purchase costs. This support helps bridge the affordability gap and expands access to sustainable homeownership opportunities for LMI households, contributing to long-term housing stability and wealth-building potential.

***Actions it planned to remove or ameliorate the negative effects of public policies that serve as barriers to affordable housing such as land use controls, tax policies affecting land, zoning ordinances, building codes, fees and charges, growth limitations, and policies affecting the return on residential investment***

**Current Actions (*additional information pending*)**

- HB 2071 (new Chapter 303 rules) - PFCs
- HB 21 (new Chapter 392 rules) – HFCs
- DPA Program
- Researching CLF Options for unincorporated TC
- AHOST collaboration with the City of Austin

**Past Actions (2018-2025):**

- Continue participating in the Northeast Travis County District Planning Project to develop a community-led vision and investment strategy for housing and infrastructure.
- Monitor ongoing state legislative activity and adapt strategies in response to changes in land use, taxation, or regulatory authority.
- Collaborate with the City of Austin to align permitting and development processes within the ETJ, creating consistency and reducing delays.
- Review and update subdivision regulations to allow flexibility for small lot and affordable housing types.
- Maintain and update Public Improvement District (PID) policies to require or incentivize affordable housing and community benefit fees.
- Negotiate economic development agreements that incorporate community benefits such as affordable housing investment.
- Review septic system regulations to determine if policy changes could facilitate the development or maintenance of affordable units.
- Implement the County's Fair Housing Plan and continue coordination with the reactivated regional working group.
- Maintain the CDBG Housing Resource page with links to financial counseling and homebuyer education.
- Promote homebuyer assistance programs and explore additional support for first-time buyers and cost-burdened households.
- Research and evaluate implementation tools (e.g., in-lieu fees, affordable housing funds, or incentives) through the Affordable Housing Policy Committee or equivalent interdepartmental collaboration.

***Discussion***

Travis County continues to address barriers to affordable housing through policy alignment, planning, and coordination across departments. In FY26, HHS invested \$2,057,713.21 in services that support housing stability—including shelter, eviction prevention, and tenants' rights. The reactivation of the

regional fair housing working group under the County’s Fair Housing Plan provides a platform to address systemic regional barriers.

Although the Affordable Housing Policy Committee has not formally met since 2019, interdepartmental coordination continues. The County is advancing work on implementation tools, reviewing PID performance, and promoting affordable development through Travis County Corporations and homebuyer programs. In PY26, the County will continue these strategies, adapt to evolving legislative changes, and expand community-informed planning initiatives to promote equitable access to affordable housing.

In addition, the County will continue to invest in the rehabilitation of owner-occupied homes for income-eligible residents through the CDBG-funded Home Rehab Program. This initiative plays a vital role in preserving affordable housing stock, preventing displacement, and improving long-term housing stability for low-income homeowners.

## **Other Actions**

### ***Introduction***

The CDBG and HOME programs continue to advocate for low-income residents in Travis County’s unincorporated areas. These areas face unique challenges due to geographic isolation and limited access to public transportation and services. The CDBG/HOME Office works with County departments, subrecipients, and partner organizations to raise awareness of these barriers and address gaps in infrastructure, housing, and services.

CDBG/HOME staff actively participate in County-led planning efforts, including the Transit Development Plan, Transportation Blueprint, Economic Development Strategic Plan, and the Northeast Travis County District Planning Project. These efforts prioritize equity and access in historically underserved communities. The Supportive Housing Division is currently working to issue a solicitation before the end of FY2026 for the establishment of Travis County’s Housing Blueprint.

A Travis County-led regional working group continued to collaborate on the most recent Analysis of Impediments to Fair Housing throughout 2025. After establishing a solid core of participants, the need to refine the focus of the group to a few action items that will result in tangible and effective deliverables that have the widespread support of each jurisdiction’s decision makers. This process of refinement is ongoing, with a clear direction to be established and acted upon in PY26.

CDBG staff are responsible for reviewing requests for Travis County Commissioners Court Resolutions of No Objection (RONO) from developers applying for 4% and 9% Low Income Housing Tax Credits through the Texas Department of Housing and Community Affairs (TDHCA). This helps to further the county’s commitment to fair and affordable housing by reviewing the proposed project and ensuring that certain standards, infrastructure, amenities, and services exist to positively impact the community, providing rationale to the court’s decision to grant a RONO. In 2026, Travis County CDBG received X requests for RONOs, working with the developer to alleviate any concerns from county departments or the court prior to submitting them to the court for approval.

Currently, staff are working on a quantitative scoring system (“Fair Housing Scoring Model”) for RONO decisions/recommendations that will replace the current, largely qualitative process. This system will allow developers clarity on what Travis County is prioritizing for RONO approval and tailor

their project as needed to secure a resolution of the court. It will provide supplemental points to a project that may not be able to satisfy one or more of the widely accepted criteria through economic or geographic infeasibility, so that potentially beneficial projects are not automatically disqualified but contemplated with established supplemental features, potentially relating to visitability, environmental considerations, sustainability, rental criteria, and more. This is expected to be completed in 2026 with implementation in 2027.

### ***Actions planned to address obstacles to meeting underserved needs***

The CDBG/HOME Office will continue to take on a variety of actions to support the needs identified in the PY24–28 Consolidated Plan. Planned or ongoing actions include:

- Execute the County’s Fair Housing Implementation Plan.
- Collaborate with Emergency Services and TNR to identify and address infrastructure vulnerabilities and needs related to disaster recovery and resilience.
- Support the Northeast Travis County District Planning Project to align infrastructure, housing, and engagement goals in underserved areas.
- Coordinate with internal departments and community partners to host engagement events, including outreach to HOAs, faith-based groups, and neighborhood associations.
- Reestablish the Affordable Housing Policy Committee to support interdepartmental collaboration on housing access and affordability.
- Issue a Fair Housing Month proclamation each April to raise awareness of housing rights and promote education.
- Continue to participate in the TNR Substandard Roads Task Force and communicate resident input received through CDBG community engagement and project proposals.
- Actively engage cities within the CDBG/HOME service area through community liaisons and targeted outreach efforts.

### ***Actions planned to foster and maintain affordable housing***

- Continued implementation of the Home Rehabilitation Program using prior year CDBG funds to assist low- and moderate-income homeowners in maintaining safe, decent housing.
- Support right-of-way and infrastructure improvement projects to stabilize neighborhoods and preserve housing values.
- Reestablish the Affordable Housing Policy Committee to advance the County’s affordable housing tools and policies.
- Continue fair housing reviews for Resolutions of No Objection and apply the County’s Fair Housing Screen to proposed projects.
- Monitor Public Improvement District (PID) performance and ensure policies are aligned with affordability and community benefit goals.
- Provide technical support and guidance to partners and developers navigating fair housing and affordability requirements.

### ***Actions planned to reduce lead-based paint hazards***

To increase awareness of lead-based paint hazards, Travis County will continue to observe [National Lead Poisoning Prevention](#) (NLPP) Week each year. Sponsored by the CDC, EPA, and HUD, NLPP Week raises awareness about lead poisoning risks and prevention. For PY26, NLPP Week will take place in October 2026.

The Travis County CDBG/HOME Office participates in regular Strategic Planning Committee (SPC) meetings hosted by the Texas Department of State Health Services (DSHS) to stay informed and engaged in statewide lead-poisoning prevention and education initiatives. Educational materials and resources related to lead poisoning, including information on abatement and remediation, are available on the Travis County CDBG website.

These combined efforts support stronger surveillance, better coordination, and improved education around lead hazards—particularly for children living in high-risk environments. Travis County will continue to align its efforts with DSHS initiatives and promote lead safety awareness within the CDBG/HOME service areas.

### ***Actions planned to reduce the number of poverty-level households***

Travis County's lead agency for administering CDBG and HOME funds is the Health and Human Services (HHS) Department. The goal of the department is to address community needs through internal and external investments and services. The department strives to accomplish the following: maximize quality of life for all people in Travis County; protect vulnerable populations; Invest in social and economic well-being; promote healthy living: physical, behavioral, and environmental; and build a shared understanding of our community. Travis County operates several anti-poverty programs that assist individuals and households on multiple fronts in transitioning from crisis to self-sufficiency. The County carries out its anti-poverty programs both through the direct delivery of services managed by HHS and by purchasing services from private and not-for-profit agencies in the community. In addition to the provision of direct services, Travis County continually assesses the poverty and basic needs of county residents, works with stakeholders in facilitating anti-poverty efforts, and supports public policy initiatives that prevent and ameliorate conditions of poverty.

### ***Actions planned to develop institutional structure***

Travis County continues to enhance its institutional capacity to deliver CDBG and HOME programs effectively. In PY26, efforts will focus on strengthening internal systems, improving interdepartmental coordination, and expanding staff capacity through training and process development. These actions build upon previous foundational work and are aligned with long-term goals for program accountability and efficiency.

Planned and ongoing actions include:

- Collaborate with the City of Austin to align permitting and development processes within the Extraterritorial Jurisdiction (ETJ), carried forward from the PY19–23 ConPlan.
- Review and evaluate policies related to septic systems to determine what, if any, actions can be taken to reduce the issues preventing repair or installation of systems.
- Implement the revised Fair Housing Plan.
- Review and clarify the County's policy, authority, and actions taken to ensure that accessibility standards and requirements of the Americans with Disabilities Act (ADA) and Fair Housing Amendments Act (FHAA) are achieved.

- Collaborate and coordinate with internal and external partners, including participating small cities, around investments that improve opportunities across the CDBG service area.
- Foster collaborations with local organizations and agencies to enhance affordable housing options and service availability.
- Engage with internal and external partners to coordinate outreach efforts, including meetings with homeowners' associations, community groups, and faith-based organizations.
- Reestablish the Affordable Housing Policy Committee to guide policy development.
- Issue an annual Fair Housing Month proclamation every April to reaffirm the County's commitment to housing rights.
- Complete updates to County Code Chapter 277, which governs affordable and fair housing policies, in alignment with the revised Fair Housing Plan and Housing Market Study.

To support these goals, the County will also continue internal capacity-building efforts, including:

- Building staff expertise through training and onboarding for newer CDBG/HOME team members.
- Expanding use of tools such as LCP Tracker for Davis-Bacon compliance.
- Maintaining internal systems such as the CDBG Contract Repository and subcontractor tracking for infrastructure projects.
- Improving outreach systems through tools like Constant Contact.
- Formalizing procedures for vendor and grant tracking.

These strategies will help strengthen the County's institutional structure and ensure effective delivery of CDBG and HOME activities in PY26 and beyond.

### ***Actions planned to enhance coordination between public and private housing and social service agencies***

- Collaborate with the City of Austin to align policies and streamline development and permitting processes within the Extraterritorial Jurisdiction (ETJ).
- Implement the Central Texas Regional Fair Housing Implementation Plan through continued interagency coordination.
- Coordinate with internal departments and external partners to support investments that expand opportunity across the CDBG/HOME service area.
- Continue development of an affordable housing strategy, grounded in the Fair Housing Plan and Comprehensive Housing Market Study. The draft policy is currently under stakeholder review and pending adoption by the Travis County Commissioners Court.
- Conduct fair housing reviews and screenings for Resolutions of No Objection (RONOs) on projects proposed in unincorporated areas of Travis County.

### **Discussion**

In PY26, Travis County will continue implementing actions from the PY24–28 Consolidated Plan to address underserved needs and improve housing access. Key efforts include executing the Regional Fair Housing Implementation Plan, collaborating with partners to guide equitable investment, and conducting targeted outreach to cities and communities in the CDBG/HOME service area.

The County will maintain its Home Rehabilitation Program to assist low- and moderate-income homeowners, continue right-of-way improvements to preserve neighborhood quality, and pursue re-

establishment of the Affordable Housing Policy Committee to support interdepartmental coordination. Fair housing reviews for proposed affordable housing projects will also continue.

Additional priorities include supporting statewide lead hazard education, participating in strategic planning efforts like the Transit Development Plan, and strengthening institutional capacity through policy updates, staff training, and improved engagement with local stakeholders. Together, these efforts aim to preserve housing stability and expand opportunity for Travis County residents.

## **Program Specific Requirements**

### ***Community Development Block Grant Program (CDBG)***

One hundred percent (100%) of the projects funded meet a low to moderate income national objective.

### ***HOME Investment Partnership Program (HOME)***

One hundred percent (100%) of the projects funded meet a low to moderate income national objective.

### ***Housing Opportunities for Persons with AIDS (HOPWA)***

These funds are not allocated to Travis County.

### ***Emergency Solutions Grant (ESG)***

Travis County became eligible in 2026. The PY24-28 ConPlan is being substantially amended to acknowledge eligibility for ESG funds.

**CDBG Reference 24 CFR 91.220(l)(1):** Projects planned with all CDBG/HOME funds expected to be available during the year are identified in the Projects Table. The following identifies program income that is available for use that is included in projects to be carried out.

Table 4.5 - Program Income

1. The total amount of program income that will have been received before the start of the next program year and that has not yet been reprogrammed	\$0
2. The amount of proceeds from section 108 guarantees that will be used during the year to address the priority needs and specific objectives identified in the grantee's strategic plan.	\$0
3. The amount of surplus funds from urban renewal settlements	\$0
4. The amount of any grant funds returned to the line of credit for which the planned use has not been included in a prior statement or plan	\$0
5. The amount of income from float-funded activities	\$0
Total Program Income:	\$0

Table 4.6 - Other CDBG Requirements

1. The amount of urgent need activities	0
2. The estimated percentage of CDBG funds that will be used for activities that benefit persons with low- and moderate-income. Overall Benefit - A consecutive period of one, two or three years may be used to determine that a minimum overall benefit of 70% of CDBG funds is used to benefit persons of low and moderate income. Specify the years covered that include this Annual Action Plan.	100%

## **Compliance with Build America, Buy America (BABA) Requirements**

The Build America, Buy America Act (BABA) mandates the use of U.S.-produced iron, steel, manufactured products, and construction materials in federally funded infrastructure projects. The Travis County CDBG/HOME Office will ensure compliance for all applicable infrastructure projects in the Annual Action Plan.

### **1. BABA Requirements by Fiscal Year:**

- FY22 (Prior to November 15, 2022): Projects funded before this date are not subject to BABA requirements and may follow previous Buy American guidelines, if applicable.
- FY23 (November 15, 2022 - September 30, 2023): For projects funded during this period, only iron and steel requirements apply. Other BABA mandates for manufactured products and construction materials are not yet in effect.
- FY24 (October 1, 2023 - September 30, 2024): Projects funded in this fiscal year must comply with iron and steel requirements. Additionally, the requirement for manufactured products is partially implemented, necessitating that at least 60% of components be U.S.-produced.
- FY25 and Beyond: Starting FY25, BABA requirements will be fully implemented. This includes complete adherence to the manufactured products requirement, with thresholds increasing to 75% by 2029, and the full application of construction materials requirements.

### **2. Implementation Strategy:**

- Procurement Policies: All procurement will prioritize materials that meet BABA standards. Contractors and suppliers will be required to provide certification of compliance, and contracts will include BABA compliance clauses.
- Documentation and Reporting: Compliance will be documented with detailed records, including certificates from manufacturers or resellers and product specifications. These records will be audited and maintained for at least three years post-completion, with compliance status reported to HUD annually.
- Waivers and Exceptions: If compliant materials are not available domestically, waivers will be sought with thorough documentation. All waiver requests and approvals will be transparently reported to HUD and included in project documentation.

### **3. Monitoring and Reporting:** All projects will be regularly monitored to ensure ongoing compliance with BABA. Compliance status will be reported to HUD as part of the Consolidated Annual Performance and Evaluation Report (CAPER). Any issues or deviations from BABA standards will be promptly addressed to maintain adherence to federal requirements.

By integrating these strategies and procedures, The Travis County CDBG/HOME Office supports the objectives of the Build America, Buy America Act, ensuring that federal investments benefit the American economy and support domestic manufacturing.

## **HOME Reference 24 CFR 91.220(l)(2)**

The jurisdiction must describe activities planned with HOME funds expected to be available during the year. All such activities should be included in the Projects screen. In addition, the following information should be supplied:

### **1. A description of other forms of investment being used beyond those identified in Section 92.205 is as follows:**

Travis County HOME funds will only be used for eligible expenses as stated in 24 CFR 92.205.

### **2. A description of the guidelines that will be used for resale or recapture of HOME funds when used for homebuyer activities as required in 92.254, is as follows:**

Travis County's HOME Program Guidelines include verbatim, the requirements stated in 24 CFR 92.254(a)(5) Resale and recapture provisions.

### **3. A description of the guidelines for resale or recapture that ensures the affordability of units acquired with HOME funds. See 24 CFR 92.254(a)(4) are as follows:**

As stated in 24 CFR 92.254(a)(4), homeowner assistance under \$15,000 requires a minimum of a 5-year affordability period; assistance \$15,000-\$40,000 requires a minimum of 10-yr affordability period; assistance over \$40,000 requires a minimum 15-year affordability. These requirements will be specified in the Travis County HOME guidelines.

### **4. Plans for using HOME funds to refinance existing debt secured by multifamily housing that is rehabilitated with HOME funds along with a description of the refinancing guidelines required that will be used under 24 CFR 92.206(b), are as follows:**

Travis County does not intend to use HOME funds to refinance existing debt secured by multifamily housing. Travis County intends to use HOME funds for new construction of homeowner assistance such as an equity investment (i.e. down payment assistance). If the plan was substantially amended for this purpose, the activity would be consistent with the provisions stated in 24 CFR 92.206(b)(1), (2), and (5).

### **5. If applicable to a planned HOME TBRA activity, a description of the preference for persons with special needs or disabilities. (See 24 CFR 92.209(c)(2)(i) and CFR 91.220(l)(2)(vii)).**

Currently, Travis County funds are not being used for Tenant Based Rental Assistance (TBRA). Travis County began discussions with the Housing Authority of Travis County to explore ways to establish a partnership; however, this is not currently applicable.

### **6. If applicable to a planned HOME TBRA activity, a description of how the preference for a specific category of individuals with disabilities (e.g. persons with HIV/AIDS or chronic mental illness) will narrow the gap in benefits and the preference is needed to narrow the gap in benefits and services received by such persons. (See 24 CFR 92.209(c)(2)(ii) and 91.220(l)(2)(vii)).**

This is not currently applicable.

### **7. If applicable, a description of any preference or limitation for rental housing projects. (See 24 CFR 92.253(d)(3) and CFR 91.220(l)(2)(vii)). Note: Preferences cannot be administered**

**in a manner that limits the opportunities of persons on any basis prohibited by the laws listed under 24 CFR 5.105(a).**

This is not currently applicable.

***Discussion***

The benefit was determined based on one year of funding (PY26).



# APPENDICES

## *APPENDICES A-C*



# APPENDIX A

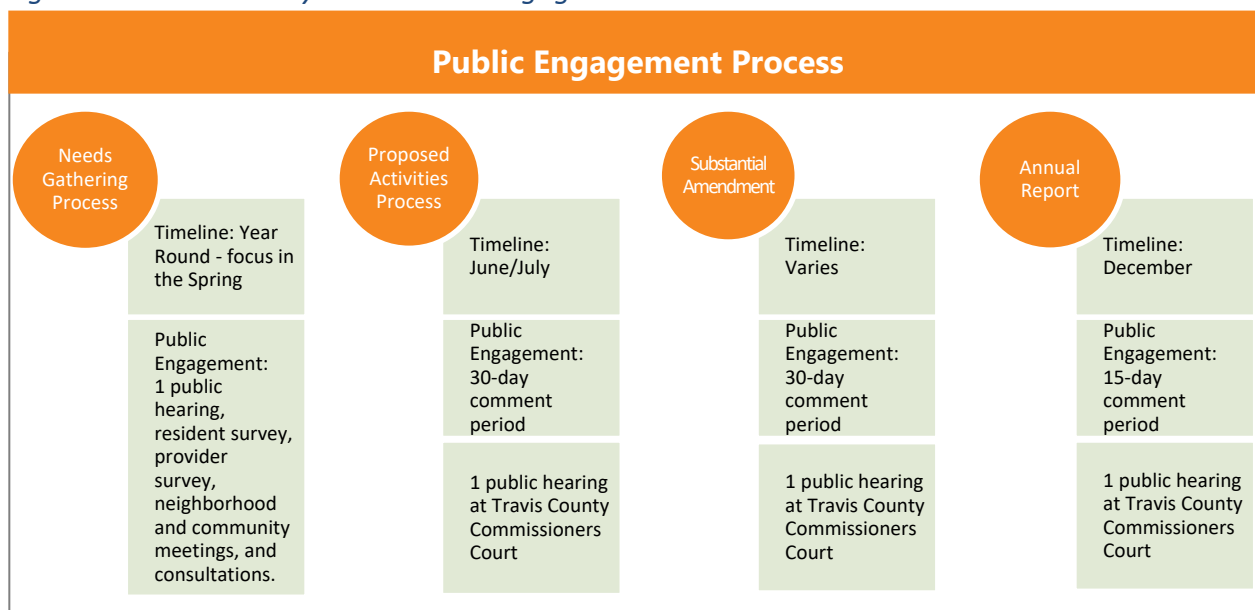
# *PUBLIC PARTICIPATION*



# PUBLIC PARTICIPATION

Public engagement occurs throughout Community Development Block Grant (CDBG) and HOME Investment Partnerships (HOME) programs for four main purposes: needs gathering, approval of proposed actions, the substantial amendment process (if applicable), and the annual report (see chart below).

Figure 1 – Travis County CDBG Public Engagement Process



The Travis County Consolidated Plan is a Strategic Plan that identifies needs and sets priorities, outcomes, and objectives for the CDBG/HOME program for a five-year period. The Consolidated Plan is developed through a collaborative process and Public Engagement is a critical component. The Annual Action Plan is a document that outlines needs and projects that will guide how the upcoming year’s funding will be allocated. In the year that the Consolidated Plan is developed, the public hearings for input on the Annual Action Plan and Consolidated Plan are held at the same time.

## SUMMARY OF PUBLIC PARTICIPATION

For the Program Year 2026 (PY26) Action Plan, information on community needs was gathered through a variety of mechanisms. The public and service providers had the opportunity to provide input by 1) attending public hearing in March 2026 or July 2026, and/or 2) completing a Needs Assessment survey, available in both English and Spanish. In addition, residents were invited to request and/or attend neighborhood or community meetings, and service providers were invited to participate in consultation meetings with CDBG/HOME staff.

For PY26, two public hearings were held during the normally scheduled voting session. One public hearing was held on March 24<sup>th</sup>, 2026. The public was able to appear in person or call into the

meeting to ask questions or make comments. One verbal comment was made in person at the public hearing held on March 24, 2026. One written comment was submitted via email on March 10, 2026 following distribution of the public hearing notice.

An additional hearing *will be* held on July 14<sup>th</sup>, 2026. The public *will be* able to appear in person or call into the meeting to ask questions or make comments. Public comments received during public hearings at Commissioners court will be incorporated into the final Action Plan.

Needs assessment resident surveys were available online in English and Spanish until March 31st, 2026. Written surveys were available upon request for those without access to a computer or the internet. A total of 465 residents completed surveys to provide input on the PY26 Action Plan community need assessment survey.

A provider, or organizational, survey was also available to gather input and was offered in English only. Several listservs, including the County's contracted social service providers, were used to distribute the online survey link via email. A total of seventeen (17) responses were received representing eight (8) agencies and organizations.

A consultation survey was also conducted with stakeholder agencies. A total of four (4) consultation surveys were completed.

During the development of the PY26 Action Plan, the CDBG/HOME Office conducted a total of twenty-five (25) consultation meetings, including five (5) consultations with Travis County departments, Six (6) consultations with participating small cities and other local government partners, and fourteen (14) consultations with community organizations, service providers, business leaders, state agencies, and other public agencies.

Consistent with the Travis County Citizen Participation Plan (CPP), eighteen (18) consultations were completed by March 31, 2026. An additional seven (7) consultations were conducted between April 1 and May 30, 2026, due to stakeholder scheduling availability and are acknowledged in this Action Plan because they provided relevant and timely information regarding community needs and emerging priorities.

In addition to the consultation meetings, the CDBG/HOME Office attended ten (10) community and provider outreach events throughout the planning process. These activities helped promote public participation, distribute program information, and gather feedback from residents regarding local needs and priorities.

The 30-day public comment period will be held from June 17 through July 20, 2026, with a public hearing scheduled for July 14, 2026. During this period, residents and organizations will have the opportunity to provide feedback by attending the public hearing in person, calling into the meeting, or submitting written comments by email.

Input received through surveys, consultation meetings, community outreach activities, and other stakeholder engagement efforts has been used to help guide decision-making in the selection of projects for Program Year 2026 (PY26) funding. Comments received during the public comment period and public hearing will be considered prior to finalization of the PY26 Action Plan.

The CDBG/HOME Office distributed a stakeholder Consultation Survey through Constant Contact as part of the PY26 Action Plan development process. The survey was used to gather feedback

on community needs, service gaps, priority issue areas, and ongoing investments within the Travis County CDBG/HOME service area.

The following information highlights the public participation and consultation activities conducted during development of the PY26 Action Plan:

- Five (5) consultations with Travis County departments:

*Table 1 - Travis County Consultations*

	Department	Date
1	Economic Development and Strategic Initiatives	March 19, 2026
2	Emergency Management Services	April 27, 2026
3	Information Technology Services	April 13, 2026
4	Transportation and Natural Resources Long Range Planning	March 26, 2026
5	Transportation and Natural Resources Public Works	March 31, 2026

- Six (6) consultations with participating small city representatives.

*Table 2 - Small City Leader Consultations*

	City	Date
1	Bee Cave	March 10, 2026
2	Creedmoor	March 23, 2026
2	Lakeway	March 30, 2026
3	Lakeway Police Department - Victim Services	May 13, 2026
4	Sunset Valley	March 24, 2026
5	West Lake Hills	March 25, 2026
6	Williamson County – CDBG Program	February 5, 2026

- Fourteen (14) consultations with community organizations, service providers, business leaders, state agencies, and other public agencies.

*Table 3 - Organization, Service Provider, and Public Agency Consultations*

	Agency	Date
1	Del Valle Community Coalition	March 23, 2026
2	Drive a Senior Northwest Austin	March 11, 2026
3	Foundation Communities	March 25, 2026
4	Framework CDC	March 23, 2026
5	GFiber	April 30, 2026
6	Integral Care	March 25, 2026
7	Knowbility	March 26, 2026
8	Latinitas	March 25, 2026
9	Round Rock – CDBG Program	March 27, 2026

10	Sunrise Homeless Navigation Center	March 23, 2026
11	Texas Association of Mexican American Chambers of Commerce	March 26, 2026
12	Texas Department of State Health Services – Childhood Lead Poisoning Prevention Program (DSHS CLPPP)	May 4, 2026
13	Texas State Affordable Housing Corporation	March 27, 2026
14	Williamson County – CDBG Program	February 5, 2026

- Five (5) City Council presentations were conducted to provide updates on the CDBG Program, the Home Rehabilitation Program, and opportunities for community participation. Staff also responded to questions from City Council members and attending residents.

*Table 4 - City Council presentations*

	City	Date
1	Bee Cave	March 10, 2026
2	Creedmoor	March 19, 2026
3	Lakeway	March 16, 2026
4	Sunset Valley	April 21, 2026
5	West Lake Hills	March 25, 2026

- Eleven (11) community and provider outreach events were attended by CDBG/HOME staff. These events provided opportunities to distribute program information, promote participation in the Community Needs Assessment Survey, and engage directly with residents regarding community needs and priorities.

*Table 5 - Community and Provider Outreach Events*

	Event Description	Date	Estimated Attendance
1	Creedmoor Mayfest	May 17, 2025	Pending data
2	Creedmoor Oktoberfest	October 18, 2025	30+ sign ins: 300+ residents
3	Del Valle Turkey Trot	November 10, 2025	30+ sign ins: 200+ residents
4	Manor Back to School Bash and Backpack Drive	August 9, 2025	35+ sign ins: 1000+ residents
5	Lakeway Lights on Holiday Event	December 6, 2025	50+ sign ins: 800+ residents
6	Lago Vista Christmas Tree Lighting Holiday Event	December 1, 2025	60+ sign ins: 1000+ residents
7	Lago Vista National Night Out	October 7, 2025	25+ sign ins: 1,000+ residents
8	San Leanna Pancakes with Santa Holiday Event	December 6, 2025	30+ sign ins: over 250 residents

9	Sunset Valley National Night Out	October 7, 2025	40+ sign ins: 400+ residents
10	Sunset Valley Public Works Open House	March 7, 2026	20+ Sign ins: over 100 residents
11	Travis County HHS Staff Development Day	May 1, 2026	Over 200 Travis County Employees

- 465 residents and seventeen (17) providers responded to the Community Needs Survey.
- Four (4) providers participated in a Needs Consultation Survey.
- Two (2) public comments were received in response to the Needs Assessment public hearing notice. One verbal comment was made in person at the public hearing held on March 24, 2026. One written comment was submitted via email on March 10, 2026 following distribution of the public hearing notice.
- Pending number of comments received during the public comment period and at the Public Hearing on July 14, 2026.

CDBG staff had the opportunity to engage directly with hundreds of Travis County residents, receiving valuable questions and comments during the public meetings and outreach events. QR codes linking to the PY26 Public Needs Survey were distributed at each event, with access to both English and Spanish versions.

New versions of the CDBG program brochure, in both English and Spanish, were developed and circulated at these events. Additionally, the team created “Mini-Brochures” with scannable QR codes that linked directly to Spanish and English versions of the PY26 Community Needs Survey and Home Rehab Application Portal.

Across all events, an estimated 5,000 individuals participated. Based on information collected from sign-in sheets, where typically one person signed in per household, the team reached over 300 households.

### ***Information Gathering Public Hearing***

One public hearing was held during the normally scheduled Commissioner’s Court voting session on March 24, 2026. The public was able to appear in person or call into the meeting to ask questions or make comments. One (1) public comment was offered at this hearing. One (1) written comment was submitted via email on March 10, 2026 following distribution of the public hearing notice. See section titled Comments Received During Public Hearings at Commissioners Court at the end of this document.

### ***Public Comment Period***

The draft of the PY26 Action Plan will be posted for public comment for thirty days beginning June 17, 2026, through July 20, 2026. A public hearing will be held at the Travis County Commissioner Court on Tuesday, July 14, 2026. Number of comments received during the public comment period and at this hearing is pending. A summary of the comments received and related responses will be included in Attachment A to this Appendix.

## ***Neighborhood and Community Meetings***

Travis County CDBG/HOME staff attended neighborhood and community meetings at several locations in the CDBG/HOME service area during the Needs Gathering process in order to solicit information from residents and neighborhood groups. These meetings varied in structure based on the goals of the group but each included time to inform the community about the purpose and uses of CDBG/HOME funds, and to solicit input from residents about their housing, community development, and public service needs.

Advertisements were posted for the public hearings and the public comment period for the following events:

*Table 6 - Public Comment Hearings*

	<b>Event</b>	<b>Date</b>	<b>Newspaper/Publications</b>
1	Spring Needs Public Hearing	March 24, 2026	Austin-American Statesman, The Villager, and El Mundo
2	Public Hearing for the Public Comment Draft	July 14, 2026	Austin-American Statesman, The Villager, and El Mundo

All the public hearings were held during voting sessions of the Travis County Commissioners Court.

The invitation to provide public comment was also posted on social media websites including Twitter, Facebook, and NextDoor. It was also advertised on the Travis County website and at the six community centers. The CDBG/HOME Office also conducted a mass email and physical mail-out, sending notices to recipients in the community during that week.

Public comments received during public hearings at Commissioners court will be included under the sections titled comments received during public hearings at Commissioners court and written comments received at the end of this document.

## ***Advertising and Outreach***

The opportunity to participate was advertised on the Travis County website (<https://www.traviscountytexas.gov/health-human-services/cdbg>), the six (6) community centers, and via social media. The notice advertising the public hearing and needs survey (in English and Spanish) was mailed and emailed to the general CDBG/HOME mailing list which includes residents, service providers, and other entities that have indicated an interest in receiving information on the CDBG/HOME program. The invitation to comment on the Public Comment Draft of the Action Plan was distributed to the same list. In addition, CDBG/HOME staff sent individual emails to people identified in positions of community and/or neighborhood leadership in CDBG/HOME service areas to invite participation in the resident needs survey, and to offer the opportunity to request a neighborhood meeting.

Information about all public hearings and the Needs Assessment survey were posted to CDBG-area neighborhood groups via NextDoor.

Advertisements for public hearing and needs surveys appeared in the following newspapers of general circulation: *The Austin-American Statesman* and *The Villager*. To reach the Spanish-speaking population, the advertisement appeared in the Spanish language newspaper, *El Mundo*.

The invitation to comment on Draft of the Action Plan was released through all the same channels.

### ***Surveys***

Resident surveys were available online or by postal mail from April 1 through March 31 and were offered in English and Spanish. Written surveys were available at public hearings, at Travis County Community Centers, and upon request for those without access to a computer or the internet. A total of 465 residents completed the survey to provide input on the Action Plan.

Providers survey was also available to gather input. The survey was available from April 1 through March 31 and were offered in English only. Several list-serves, including the County's contracted social service providers, were used to send out the link to the online survey through email. A total of seventeen (17) surveys were completed by agency personnel. More detailed information about the survey conducted by the County can be found further in this Appendix.

### ***Provider Consultations***

To inform the PY26 Action Plan, CDBG/HOME staff worked to engage service providers via an online consultation survey. Four (4) agencies completed the survey.

In addition to surveys, the CDBG/HOME office hosted virtual consultations to engage with various stakeholders. These sessions were productive in gathering valuable insights and sharing information about community needs and priorities. Insights gathered from both surveys and during the consultation meetings are crucial for developing a plan that addresses the needs and priorities of those who will be impacted by it.

## PROCESS

Travis County CDBG/HOME staff engaged leaders of various County departments and local service providers in virtual consultation meetings to determine the status—and identify needs and gaps—for current programs and projects in the CDBG/HOME service area. The County departments, small city leaders and local agencies that participated in the consultation process include five (5) Travis County Departments, six (6) small city groups (Creedmoor, Lakeway, Lakeway Victim Services, Sunset Valley, Williamson County CDBG, and Round Rock CDBG), and twelve (12) community businesses, organizations, or agencies.

Consultations and community meetings with the CDBG office’s participating small city jurisdictions (Bee Cave, Creedmoor, Lakeway, Lago Vista, Manor, San Leanna, Sunset Valley, Webberville and West Lake Hills) covered several different areas of focus. Each consultation included significant discussion of the re-launch of the Home Rehabilitation program in PY25 (PY22, PY23, PY25 funds). Since many of the small cities listed have higher income rates for their constituent populations, there was a significant interest in the Home Rehab program, as it is based on individual qualifications and not census tract. City exec teams expressed significant interest in sharing further information about resources available through Home Rehab. Leaders were pleased that the program could be especially beneficial to members of their population that needed assistance with ADA accommodations for their homes.

There were also several instances of small city partners with an interest in using CDBG funds to help their citizens move from individual septic systems to being connected to an existing community waste disposal system. This point was raised in meetings with both Sunset Valley and West Lake Hills.

Additionally, cities like Lakeway and Sunset Valley, who are starting development significant infrastructure projects in their region, showed interest in potential applications for CDBG funds regarding these efforts.

### ***Action Plan Community Needs Assessment Survey Summary of Results***

To assist in determining the spending priorities for PY26 Action Plan, residents and organizations were asked to identify greatest needs in their communities in two different ways: first, by selecting all needs that apply (from a list of 66 needs); and second, to list the top three needs in order of importance. The needs were grouped into the following service categories: Infrastructure, Housing, Community Services, Populations with Specialized Needs, Public Buildings & Facilities, Business & Jobs, Disaster Recovery, Resiliency, Emergency Management, and Planning & Capacity Building Activity.

## Residents

In total, 465 responses were gathered from residents. Community Services was ranked by far as the highest category of need, followed by Housing and then Infrastructure. Rankings in red font indicate tied rankings.

Table 7 - Resident Needs Rankings

Ranking of Service Categories by Residents	
Service Category	Ranking
Community Services/Public Services	1
Housing	2
Public Buildings & Facilities	3
Infrastructure	4
Disaster Recovery, Resiliency, Emergency Management	4
Populations with Specialized Needs	6
Planning & Capacity Building Activities	7
Business & Jobs	8

## Providers (Department, Agencies & Social Service Providers)

In total, 17 responses were gathered from service providers. Housing was ranked by far as the highest category of need, followed by Community Services and Populations with Special Needs. Rankings in red font indicate tied rankings.

Table 8 - Providers Need Rankings

Ranking of Service Categories by Social Service Providers	
Service Category	Ranking
Housing Needs	1
Community Services/Public Services	2
Populations with Specialized Needs	3
Infrastructure	3
Planning & Capacity Building Activities	5
Public Buildings & Facilities	6
Disaster Recovery, Resiliency, Emergency Management	6
Business & Jobs	8

## Comparison of Resident and Service Provider Priority Rankings of Service Categories

Residents and organizations showed general alignment in their top priorities. Community Services/Public Services and Housing ranked as the top two categories for both groups, though in reverse order—residents ranked Community Services/Public Services first and Housing second, while organizations ranked Housing first and Community Services/Public Services second. This reflects a shared emphasis on direct services and housing needs.

Service providers ranked Populations with Specialized Needs and Infrastructure tied for third, whereas residents ranked Infrastructure fourth and Populations with Specialized Needs sixth. These differences may reflect service providers’ greater focus on vulnerable populations and long-term community infrastructure needs.

Lower-ranked categories were generally similar across both groups. Business & Jobs, Disaster Recovery/Resiliency/Emergency Management, and Planning & Capacity Building Activities all ranked toward the bottom for both residents and organizations.

While these differences provide useful insight, the number of organization responses was limited and may not fully represent the broader service provider community. Overall, the results underscore the importance of incorporating input from both residents and organizations to inform funding priorities and program design.

### ***Action Plan Summary of Results***

Residents and providers were also asked to identify activities which are the greatest needs in their neighborhood or community for the following eight (8) categories:

*Table 9 - Count of Resident and Provider Need Rankings*

<b>Activity Details</b>	<b>Residents Total</b>	<b>Provider Total</b>
<b><i>(A) Infrastructure</i></b>		
Right-of-way improvements (A)	135	2
Water and sewer improvements (A)	106	5
Grocery stores/healthy food options (A)	92	6
Drainage Improvements (A)	67	2
Broadband/Internet Access (A)	63	2
<b><i>(B) Housing</i></b>		
Affordable housing (to buy) (B)	77	5
Affordable housing (to rent) (B)	68	8
Home energy efficiency improvements (B)	66	2
Homeownership Assistance (B)	44	4
Septic Tank Repair/Installation/Replacement (B)	37	4
Foreclosure prevention assistance (B)	31	1
Home rehab (B)	28	7
Transitional/Supportive housing (B)	28	1
Mobile home rehabilitation (B)	21	2
Mold removal/remediation (B)	19	0
Lead-based paint hazards (B)	5	0
<b><i>(C) Community Services/Public Services</i></b>		
Public transit (C)	133	5
Crime Prevention (C)	99	1
Animal Services/Control (C)	91	1

Activity Details	Residents Total	Provider Total
Affordable afterschool care or summer care for children ages 5 and above (C)	61	3
Youth services for older children & teens (C)	60	1
Job training services/job opportunities (C)	59	2
Food pantries (C)	57	2
Waste/Recycling/Litter services (C)	53	2
Childcare for children under age 5 (C)	46	1
Utility assistance (C)	45	6
Childcare (C)	40	3
Legal Services and Legal Aid (C)	33	1
Case Management & Outreach for Adults and Youth (C)	32	1
English Language Proficiency Services (C)	31	0
Homeless Outreach and Supportive Services (C)	31	3
Interim Housing Assistance - crisis related (C)	27	0
Literacy/Adult Basic Education (C)	25	0
Early Childhood Intervention services (C)	24	0
Banking services (C)	22	1
Eviction Prevention Counseling or Foreclosure Prevention Counseling (C)	19	1
<b>(D) Populations with Specialized Needs</b>		
Services for seniors or disabled persons (D)	102	6
Mental Health Supportive Services (D)	62	0
Domestic Violence Supportive Services (D)	36	0
Alcohol or substance use Supportive Services (D)	31	0
Housing for residents with special needs (D)	27	3
Community features for populations with special needs (D)	25	1
Special Needs Housing (D)	17	1
HIV/AIDS supportive services (D)	7	0
<b>(E) Public Buildings &amp; Facilities</b>		
Public parks (E)	105	1
Recreation centers (E)	103	2
Library (E)	99	0
Neighborhood or community centers (E)	86	3
Health care clinics/services (E)	47	4
Homeless shelters / facilities (E)	25	2
Building Accessibility/ Architectural Barrier Removal (E)	15	2
<b>(F) Business &amp; Jobs</b>		
Job training services/job opportunities (F)	50	2
Commercial development/restaurants (F)	49	1
Small business loans (F)	28	1

Activity Details	Residents Total	Provider Total
Microenterprise Loans (F)	13	0
Commercial Exterior Repair (F)	8	0
<b><i>(G) Disaster Recovery, Resiliency, Emergency Management</i></b>		
Street Improvements/Limited Access Neighborhood (G)	145	5
Disaster Resiliency/Wildfire Mitigation (G)	63	1
Emergency/disaster survival kit (G)	52	1
Flood Mitigation (G)	44	3
Resiliency Hubs (G)	11	1
<b><i>(H) Planning &amp; Capacity Building Activities.</i></b>		
Capital Improvement Plans/Individual Project Plans (H)	57	2
Neighborhood Plans (H)	57	0
Community Development Plans (H)	56	1
Functional Plans (housing/land use/urban environmental design) (H)	45	0
Comprehensive Plans (H)	23	1

## TRANSCRIPT OF COMMENTS RECEIVED DURING PY26 SPRING NEEDS ASSESSMENT PUBLIC HEARING (MARCH 24, 2026):

**Judge Brown:** We'll start with early public comment. And, [Commenter], if you want to come on up.

**Commenter:** Good morning.

**Judge Brown:** Good morning.

**Commenter:** I don't know how -- what happened here. I got a letter that said we were supposed to come in here at 9:00 and present something for consideration for the Community Block Grant this year. I suppose, they came in a letter and it said today at 9:00.

**Judge Brown:** I don't know, I did not send you said letter.

**Commenter:** No, no, no, no, it was a letter letter. It was like a form letter. I get it every year. Community Block Grant and.

**Judge Brown:** Oh, I see.

**Commissioner Travillion:** Item three. **Judge Brown:** I don't know.

**Commenter:** It said 9:00 this morning. I thought there might be a load of people down here to tell you they need to help their communities.

*Agenda coordinator*>> Judge, that's for a CDBG hearing.

**Commissioner Shea:** It says 9:30 on the calendar.

**Judge Brown:** Okay, great.

**Commenter:** Am I in the wrong place?

**Judge Brown:** It sounds like you're in the right.

**Commenter:** I'm in the wrong place before. It's not a problem.

**Commissioner Shea:** In the right place.

**Judge Brown:** I think you're in the right place. Are you? You're presenting at 9:30? Monique?

**Monique Coleman:** Mikaela is going to give our presentation.

**Judge Brown:** Okay. Awesome.

**Commenter:** Am I premature?

**Judge Brown:** You're a little premature.

**Commenter:** I've been premature before, too, so that's not an issue.

**Judge Brown:** You want to hang out?

**Commenter:** Can I just throw it out there and then give it to them on the way out or something?

**Judge Brown:** However, you could say it now if you want. And then. Or are we?

**Commenter:** Okay, well, with that, in case, I.

**Judge Brown:** Okay.

**Commenter:** There's an intersection of, of both health and safety in our community that needs to be addressed. And I'm hoping that we can do that. Last year, I put in something along the lines of saying, we, we, the community. East, the Far East Austin Community Development Corporation is willing to put in streetlights around our area. We've identified about 400 area 400 areas in the Hornsby area that's that are extremely dark, extremely unsafe, and also we've got groups of people out there who are now walking, and many of them are walking late in the evenings and it becomes a hazard. I walk late at night because that's the only time I have to walk now.

**Judge Brown:** [Commenter], can I pause you? I'm just going to read the item just so that your comments will be under the item.

**Commenter:** Sure.

**Judge Brown:** If that's all right. Okay. So this is item three, right, Monique? Okay, so item three is receive comments during a public hearing regarding community needs for the Travis County Community Development Block Grant and the HOME Investment Partnerships Program PY26 Action Plan. Do I have a motion to open the hearing?

**Commissioner Travillion:** So moved.

**Judge Brown:** Motion from Commissioner Travillion, second from Commissioner Shea. All those in favor, please raise your hand. That passes unanimously. Okay, now we're official.

**Commenter:** So you're official now?

**Judge Brown:** Yeah. If you want to continue.

**Commenter:** Great. That's. I'm confused.

**Judge Brown:** Yeah.

**Commenter:** Okay. So what we're proposing is to put two. If we are given the funds, we'll actually go out and purchase the, the lights and the poles put them into place. And we're looking to do probably 100 a year, which is about two a week. We've already got the auger. We're ready to go. We've got groups of people who come out and help, and they'll run about \$250 a piece. That's both the poles and the light that goes on the poles and several bags, three bags of concrete per pole, which is about \$250 that we priced out. So we could do about 100 a year, and we'll probably do this. Hope to come back every year for the next four years. And, and get those, those 400 places lit up. That's on, on the lighting part, which will allow for A) more safety, but also the health issues. And I don't know if you're familiar with our community, but we have an obesity, hypertension, you name the health ill, we have that ill in our community. And we're hoping that if people are getting out, starting to do more exercise, more walking, they become healthier and we start eliminating the issues that we have with the health clinics and so on and so on being overrun, overwrought with that process. So that's one of the things and we're looking at also putting in ten by ten concrete pads and outdoor exercise equipment. We'd like to put in three pads. They'd run about \$1,600 a piece and exercise equipment. And we've actually got the exercise equipment we're looking at, and it's done and it's done for outside a vertical arm press, a chest press with lat pull down and a double leg press, and I've got that written down, which will allow for people who are walking to stop, keep their heart rate up, and develop more muscle mass to make them also, again, more healthy along the way. So we eliminate some of those issues. So we're trying to address both the health and safety of our community that is lacking in a lot. And that's just one way that we're looking at doing that. So overall cost would be about \$25,000 on the hand of, of lighting and about \$11,000 on the both equipment and pads. And we would do the actual work itself. The non-profit.

**Judge Brown:** Okay. Thank you very much.

**Commenter:** Thank you.

**Commissioner Shea:** Thank you, [Commenter].

**Judge Brown:** Monique, do y'all want to -- we'll just, we can just finish item three now, and then we'll do the consent in a second. Okay.

**Mikaela Manion:** Good morning, Commissioners and Judge. I know we're waiting on Joyce to get the PowerPoint up. I think she's got it right there. Awesome. All right. Like I said good morning. My name is Mikaela Manion. I am CDBG's Planner. In attendance with me is some of the rest of our team. Today we're going to do a brief overview of the CDBG program for this year. And we'll also have a public hearing where if anyone else would like to come comment, we're excited to hear their feedback. So as mentioned, this is going to be a program overview. I know you know some about our program as well, but as a brief background, Travis County has been receiving CDBG funding since 2006. We have also begun receiving HOME funding, which is a separate grant as of 2024. This program is still in development. The purpose of our grant is to improve affordable housing, community facilities and services and revitalize neighborhoods. We specifically help serve low to moderate income families and community groups in Travis County. This is a map of our current participating small cities. We also work in unincorporated Travis County. We have nine small cities as part of our program currently, and we also had the City of Manor joined this past year, which we're very excited for their participation. So this is some eligibility information.

We won't go too far into details. All this information is available on our website, but as a brief touch on it, CDBG has two main categories we are funding at this time. The first is housing, which includes our Home Rehab program. We'll detail a bit more of that in a couple slides. We also are funding infrastructure at this time. For HOME again you can see some different qualifying notes there, but overall, HOME is a program designed to support first time home ownership in Travis County by closing affordability gaps. This is one I love to go over. So these are examples of our past projects completed with CDBG in recent years. They're also a great way to talk about what the grant can fund. So first there you'll see our Crystal Bend Drainage Improvement project completed in 2024. This project was a way to help improve flood mitigation for the community. For two and four, you'll see the Forest Bend Infrastructure Improvements completed in 2023, and Austin Colony Infrastructure Improvements completed in 2024. Both of these are examples of infrastructure and right-of-way improvements. And finally, a personal favorite for our team is the Southeast Metro All-Inclusive Playground completed in 2023. This actually did win the award for I believe it's Texas Service or Texas Infrastructure Park Award. You'll have to pardon the exact phrasing of it, but it was something we were very proud of as an all-inclusive playground, which means it's designed for all children to access and have fun. So this is examples of our 2025 Home Rehab projects. As mentioned, Home Rehab is a program that is housed under the CDBG grant, so it uses the same pot of funding. These are some examples of the projects we've completed. Number one there you'll see an ADA compliant wheelchair ramp. This is something we see as a significant need in Travis County and the individuals we serve. A lot of our constituents are aging into their homes with changing mobility needs, and we're able to help fund some of those needs. Two is an example of a window replacement that is a double pane window, which is a form of weatherization to help families with more affordability and livability when it comes to utilities. Three is an HVAC system pretty self-explanatory in Central Texas, and something that is often pricey for families who qualify for our program. And finally four is roofing repairs. Same something very important as far as affordability gap goes for qualifying participants. This is going to be a brief look on our grant

and how we distribute those funds. So as of this year, our current CDBG grant is estimated at \$1,787,382, and our HOME fund, which is still in development, is estimated at \$478,126.94. A note that HOME Activities Fund does have a 25% match from a non-federal source, but as mentioned, it's still in development. Those pie charts are going to show another brief breakdown of how those funds are assigned. Both CDBG and HOME have a cap for our Admin and Planning costs: on CDBG that's 20%, on HOME that's 10%. Both will also have a set aside number for program activities: on CDBG that's going to be 80%, on HOME, it's 75%. And HOME will also have the additional slice of the chart there: that is CHDO set-asides, which stands for Community Housing Development Organization. You'll also see the numbers of how that actually breaks down here. But overall, those are percentages. Okay. Public participation. This is one that is super fun for us. We work very hard as a team to stay engaged in our community and have a public facing presence with our constituents. So public hearings is one way we do this. Opportunities such as this, where we encourage residents to come speak to us directly. We have several of these throughout the year. Consultations is also something we carry out yearly. It's our efforts to remain in contact with organizations in Travis County. These can include our small city partners, nonprofit agencies, other agencies within the county. I believe if I'm remembering numbers right, we have 15 consultations. We have done this far for our Action Plan process, and we have had five small City Council meetings, which have been great opportunities. We also have a lot of outreach events we attend. Our team gets to go and be out in the community and meet people directly, provide information on CDBG and Home Rehab and beginning HOME resources also means we get to go to things like Pancakes with Santa and the Community Works events out in Sunset Valley and National Night Out in Bee Cave. It's a lot of fun. Potlucks, also a great excuse to go out and talk to people and for me to enjoy lemon bars. So it's really, really fun activity and something very important for our team to stay engaged. Similarly, on the public participation side, this is information on our Community Needs Survey. This is something we also present every year to constituents to give us direct feedback on our program. Currently, the survey for this year is closing in one week, so we do strongly encourage anyone in the county to respond and give us their feedback. We've included QR codes on the screen that will directly link to the English and Spanish version of the survey. You can also find that survey on the front page of the Community Development Block Grant website on Travis County's Health and Human Service page. And we also have made sure that survey is available in print format at any Travis County Community Center. Quick breakdown on some more about what that survey looks like and what we've seen in our responses this year. The Community Needs Survey has a list of 66 needs for the county. Those break down to specifics like septic system repairs, food pantries, neighborhood organizations, right-of-way improvements, several different specific types of needs that will then be sorted into eight categories you can see listed under service categories. So far in our responses this year. As of this past week, we've had 393 residents and seven departments respond to this survey. Residents ranked number one as community services, two as housing needs, and three as public buildings and facilities. And our agencies and organizations that responded have ranked housing as one, our community services as two and populations with specialized needs as number three. Next steps. Here's going to be a very quick and brief overview of our upcoming schedule. We are held to a very specific federal schedule, so

we believe it's very important for residents to have an understanding of that timeline so they can participate. This public hearing will be closing today and moving forward, our team will begin working on the draft of our Action Plan for this year. This draft will be submitted to HUD at the end of August, but we'll be taking our projects in that draft and bringing them to the court in May. Moving forward, we will have a comment period where the draft becomes available to our constituents and they are able to comment, provide feedback between 17th of June and the 20th of July. Within that time period, on July 14th, we will hold an additional public hearing that folks can come in and with feedback on that draft, we'll listen to their comments here and take that information into our draft, respond to it, and make sure it's included in the report. Finally, the finalized draft will come to be presented to court here on the 4th of August, and with the court's approval, will be submitted to the Department of Housing and Urban Development on the 14th of August. And finally, here is some contact information on how to reach us. I do encourage looking at the CDBG website, all the information I've briefly touched on this morning can also be found there. If anyone has specific questions, information about applying, our surveys or anything like that, we have both our email and phone and PO address there and we encourage speaking to our team directly. As mentioned, we have forward-facing efforts to be in the community as much as possible and great relationships with our small cities, so it shouldn't be too hard to get ahold of us. Thank you so much, Judge and Commissioners, for listening today, and we look forward to any comments, questions from you or our constituents in the audience.

**Judge Brown:** Thanks. Does anyone else here to comment on this item in the hearing? I don't think we have anyone signed up. Thank you very much. And can you all follow up with [Commenter] on his idea?

**Mikaela Manion:** Yes, absolutely. We've made sure to record it and we'll respond.

**Judge Brown:** Thank you.

**Mikaela Manion:** Absolutely. Thank you.

**Judge Brown:** Anyone? Any comments from up here?

**Commissioner Howard:** I do, after Brigid.

**Commissioner Shea:** I'm going to ask the same thing. So why don't you go ahead.

**Commissioner Howard:** All right. I was curious about the presentation. The request from [Commenter].

Is that how the program works? Like, could we fund a nonprofit to go put in light poles?

**Mikaela Manion:** Depends project to project. We do look at every single application that comes in. I know that our project manager, Shelley Rowton, is the one who kind of gets into the specifics of that, but we do encourage every application, and we do look over each one for qualification.

**Commissioner Howard:** And I guess I'm not asking if we would fund that one, but does the program work? I want the public to know like, do we have to do the projects? Like we have to go put in the light poles, or could we just fund somebody's project?

**Mikaela Manion:** Sure. So CDBG is a funding arm, so we directly don't manage projects. I know we often work through TNR and other groups like that. I have not known us to work with a nonprofit, but Monique would be our expert on that as she's been with us a lot longer. So maybe is my answer. And you might get more details from Monique.

**Monique Coleman:** I'm sitting down here, Mikaela.

**Mikaela Manion:** Perfect.

**Monique Coleman:** Just to respond very quickly, Commissioner Howard. We actually have a project proposal form and we encourage folks in other departments, nonprofit entities, and residents to submit requests for projects through that portal. Then we will have to screen them to determine if they are actually eligible for CDBG. I will tell you that repairs, streetlights and things like that are ineligible, but infrastructure is an area where we may be able to help. So we, we want to get the project proposal first. Look at it holistically and then determine if it is a project that we could provide funding to. Now, if we were to provide funding to a nonprofit, that would be through a Subrecipient Agreement where the nonprofit would then do the work. If we are to do the project internally, such as our partnerships with TNR, then we would actually TNR would be the project lead and CDBG would fund it. So we would have to look at them individually on a case-by-case basis.

**Commissioner Howard:** Okay. And then on the pie charts, the allocation to CHDOs and I can't remember infrastructure is that set in stone or would the community input maybe change up those allocations?

**Mikaela Manion:** I believe those are very set in stone. Those percentages are a federal requirement to make sure that funds are being spent fairly and equitably.

**Commissioner Howard:** They're not minimums. Could we spend more on a CHDO, or is that the....?

**Monique Coleman:** You're right, we could spend more on a CHDO if we wanted to, but we are required to set aside 15% of our HOME money. So we're setting aside that 15% when we launch the HOME fund, then we will make those funds available to any entity that's doing that activity.

**Commissioner Howard:** Okay. Thank you very much.

**Monique Coleman:** You're welcome.

**Commissioner Shea:** My question just had to do with our, if we are in compliance. There was an issue in the past about us not having met certain deadlines. So can you give us a quick update on that, please?

**Monique Coleman:** Great question. We are close to being in compliance. We're launching some other initiatives to try to spend our money faster. The demolition collaboration with the City of Manor is one of those things. So our timeliness test comes up in August, August 2nd to be specific. And at that time, HUD will let us know if we met our timeliness. But we are working with HUD on a monthly basis and providing them with monthly updates. So we are getting very close, Commissioner.

**Commissioner Shea:** Will we know before August if we've met the requirement?

**Monique Coleman:** We will. We will know in July. We had to provide a workout plan where we have to specify how we're going to spend our money every month to meet that timeliness test by August. So we are working towards the goal that we've already presented to HUD to meet that timeliness requirement.

**Commissioner Shea:** Thank you.

**Monique Coleman:** You're welcome.

**Judge Brown:** All right. Yeah. We're way over time on this, but go ahead.

**Commissioner Travillion:** All right.

**Monique Coleman:** Sorry, judge.

**Commissioner Travillion:** I'll be quick. I appreciate the rankings that you put in place. And I know from time to time to time, there will be people that make recommendations that we can't accept because we don't have money or are ineligible. I'm wondering on the on the bond side of the house, we kind of keep a repository of projects that are eligible, but maybe they've not been selected to go forward. How do how do we or do we keep a parking lot for those projects that are recommended that would be eligible, but maybe we don't have funds for.

**Monique Coleman:** Yes. And we, we do that really through our partnership with TNR, through our Substandard Roads program. That is where we identify infrastructure projects that if the residents that are going to be impacted are at least 51% or greater low to moderate income, then we're able to fund those projects. So we have that type of partnership with, with TNR. If that answers your question.

**Commissioner Travillion:** It does. Second thing very quickly, it is, is and, and it answered it perfectly. So when we, when there are things that we cannot do, when somebody wants to build a developer wants to build something new, we make them go and talk to the ISD. We have them talk to the electricity provider, etcetera. Even if there are things that are outside our capacity to fund, do we do we work with partners so that when we have a certain type of request, that we make sure that our partners know, so that if they are capable of doing that work, that they have an opportunity to.

**Monique Coleman:** Yes, we do. We absolutely try to make referrals. A lot of times when we're doing those project proposals that I was talking to Commissioner Howard about, if it's a project that we can't fund, we try to find an alternative. So we, we, we go to great lengths to try to make it happen, even if it's something that CDBG cannot fund.

**Commissioner Travillion:** It would be good to document where we request because, because it will be good to know who is working with and providing services for community and maybe who never says yes.

**Monique Coleman:** Understood.

**Commissioner Travillion:** Okay.

**Monique Coleman:** Thank you.

**Mikaela Manion:** Thank you, everyone.

**Monique Coleman:** Thank you.

**Judge Brown:** Thank you all very much.

**Commissioner Shea:** Thank you.

**Judge Brown:** All right. Okay, let's jump back up to the, oh. Thank you.

**Commissioner Travillion:** Second.

**Judge Brown:** Motion from Commissioner Shea. Second from Commissioner Travillion. Any discussion, court members? Is there anyone else here to comment? All right. All those in favor, please raise your hand. The hearing is closed. Thank you very much.

**COMMENT RECEIVED VIA EMAIL IN RESPONSE TO PY26 SPRING NEEDS ASSESSMENT PUBLIC HEARING NOTICE:**

Public Comment Email on November 18, 2025

**From:** [REDACTED]  
**Sent:** Tuesday, March 10, 2026 11:52 AM  
**To:** cdbg <cdbg@traviscountytexas.gov>  
**Cc:** Mikaela Manion <Mikaela.Manion@traviscountytexas.gov>; Somchan Vuthipadadon <Somchan.Vuthipadadon@traviscountytexas.gov>  
**Subject:** [CAUTION EXTERNAL] Re: Travis County Invitation to Comment at Public Hearing - Community Development Block Grant (CDBG)

---

Hi Mikaela and Somchan;

Just wanted to let you know I completed the survey and sent a proposal for the upcoming hearing. I hope some of my suggestions are head and more funds are allocated specifically for "seniors" in need.

But I do understand so many people are in need of assistance; especially since City of Austin is ending its Assistance Program on 4-1-2025. In addition to the high gas, food, rent increases, medical, medication has risen above the income level for those on fixed incomes.

Please sure with me the results when completed.

Sincerely,

[REDACTED]

CDBG Response Email on November 20, 2025

**From:** cdbg <cdbg@traviscountytexas.gov>  
**Sent:** Wednesday, March 11, 2026 4:57 PM  
**To:** [REDACTED]  
**Cc:** Mikaela Manion <Mikaela.Manion@traviscountytexas.gov>; Somchan Vuthipadadon <Somchan.Vuthipadadon@traviscountytexas.gov>  
**Subject:** RE: [CAUTION EXTERNAL] Re: Travis County Invitation to Comment at Public Hearing - Community Development Block Grant (CDBG)

---

Dear [REDACTED],

As always, we appreciate your participation!  
The result of the survey will be included in the PY26 Action Plan and will be shared with public.

Best,


**TRANSCRIPT OF COMMENTS RECEIVED DURING THE JULY 14, 2026 PUBLIC HEARING:**

*{Will be updated following the public hearing.}*

**COMMENT RECEIVED VIA EMAIL DURING THE 30-DAY PUBLIC COMMENT PERIOD (JUNE 17-JULY 20, 2026):**

*{Will be updated following the completion of the public comment period.}*

## **Attachment 1. Spring Public Hearing Ads**



Travis County Health and Human Services  
P.O. Box 1748, Austin, Texas 78767  
(512) 854-3460 Fax (512) 854-7140

TRAVIS COUNTY COMMUNITY DEVELOPMENT BLOCK GRANT (CDBG)  
HOME INVESTMENT PARTNERSHIPS PROGRAM (HOME)

## Public Hearing To Help Identify Community Needs in Travis County

Travis County invites the public to participate in a public hearing where residents will have an opportunity to present community needs and recommend projects for Community Development Block Grant (CDBG) and HOME Investment Partnerships Program ("HOME") funds in Bee Cave, Creedmoor, Lago Vista, Lakeway, Manor, San Leanna, Sunset Valley, Webberville, West Lake Hills and the unincorporated areas of Travis County. The information collected will help guide the selection of CDBG projects for the Program Year 2026 (October 2026-September 2027).


The CDBG and HOME programs are funded by the United States Department of Housing and Urban Development (HUD) to benefit Travis County low- to moderate-income residents who live in the unincorporated areas of Travis County or anywhere in Bee Cave, Creedmoor, Lago Vista, Lakeway, Manor, San Leanna, Sunset Valley, Webberville or West Lake Hills. The program supports community development activities aimed at revitalizing neighborhoods, improving affordable housing options, and providing improved community facilities and services. For program year 2026, Travis County anticipates receiving an estimated \$1,787,382 in CDBG funds and an estimated \$567,775.74 in HOME funds.

The Public Hearing is scheduled for **Tuesday, March 24, 2026 at 9:00 AM** at Travis County Commissioners Courtroom, 700 Lavaca St., First Floor, Austin, Texas 78701. Members of the public who wish to participate may appear in person or register in advance to speak remotely. The online registration portal will be open from 8:00 p.m. two nights before the meeting until 8:00 a.m. on the day of the meeting. Information and links to the registration form are available on the Commissioners Court webpage at: <https://www.traviscountytexas.gov/commissioners-court>. The public can view the public hearing session online via a link that will be active by 9:00 a.m. on the day of the public hearing, by clicking on the Commissioners Court Voting Session link for the public hearing date at: <https://traviscotx.civicclerk.com/web/home.aspx>.

Those who cannot participate in the public hearing, and want to provide information about their community needs, may provide their input in writing by filling out a Participation Form (Needs Survey). This form is available electronically at the Travis County CDBG website (<https://www.traviscountytexas.gov/health-human-services/cdbg/participate>), or a paper copy can be mailed by calling 512-854-3460. Alternatively, neighborhood groups located in the CDBG service area that would like to discuss their needs in more detail may contact the CDBG Office to request a meeting.

For more information about how to access the survey or request a meeting, go the CDBG Participate page at: <https://www.traviscountytexas.gov/health-human-services/cdbg/participate> or call 512-854-3460.

Travis County is committed to compliance with the Americans with Disabilities Act (ADA) and Section 504 of the Rehabilitation Act of 1973, as amended. Reasonable modifications and equal access to communications will be provided upon request. Please call 512-854-3460 for assistance. To request that an American Sign Language or Spanish interpreter be present at the public hearing, please contact CDBG staff at least five business days in advance.



Travis County Health and Human Services  
P.O. Box 1748, Austin, Texas 78767  
(512) 854-3460 Fax (512) 854-7140

EL PROGRAMA DE SUBVENCIÓN EN BLOQUE PARA EL DESARROLLO COMUNITARIO (CDBG)  
EL PROGRAMA DE ASOCIACIONES DE INVERSIÓN EN LA VIVIENDA (HOME) DEL CONDADO DE TRAVIS

## Audiencia Pública

### Para Ayudar a Identificar Necesidades Comunitarias en el Condado de Travis

El Condado de Travis invita al público a participar en una audiencia pública donde los residentes tendrán la oportunidad de presentar necesidades comunitarias y recomendar proyectos para el uso de fondos del Programa de Subvención en Bloque para el Desarrollo Comunitario (CDBG) y del Programa de Asociaciones de Inversión en la Vivienda ("HOME") en Bee Cave, Creedmoor, Lago Vista, Lakeway, Manor, San Leanna, Sunset Valley, Webberville, West Lake Hills y las áreas no incorporadas del Condado de Travis. La información recopilada ayudará a guiar la selección de proyectos CDBG para el Año Programático 2026 (de octubre de 2026 a septiembre de 2027).

Los programas CDBG y HOME reciben fondos del Departamento de Vivienda y Desarrollo Urbano de los Estados Unidos (HUD) para beneficiar a residentes de ingresos bajos y moderados del Condado de Travis que viven en las áreas no incorporadas del condado o en Bee Cave, Creedmoor, Lago Vista, Lakeway, Manor, San Leanna, Sunset Valley, Webberville o West Lake Hills. Los programas apoyan actividades de desarrollo comunitario destinadas a revitalizar vecindarios, mejorar las opciones de vivienda asequible y proporcionar mejores instalaciones y servicios comunitarios. Para el Año Programático 2026, el Condado de Travis anticipa recibir un estimado de \$1,787,382 en fondos CDBG y un estimado de \$567,775.74 en fondos HOME.

La Audiencia Pública se llevará a cabo el martes 24 de marzo de 2026 a las 9:00 a. m. en la Sala de Audiencias de la Corte de Comisionados del Condado de Travis, ubicada en 700 Lavaca St., Primer Piso, Austin, Texas 78701. Los miembros del público que deseen participar pueden asistir en persona o registrarse con anticipación para hablar de manera remota. El portal de registro en línea estará abierto desde las 8:00 p. m. dos noches antes de la reunión hasta las 8:00 a. m. del día de la reunión. La información y los enlaces al formulario de registro están disponibles en la página web de la Corte de Comisionados en: <https://www.traviscountytexas.gov/commissioners-court>.

El público podrá ver la sesión de la audiencia pública en línea mediante un enlace que estará activo, a más tardar, a las 9:00 a. m. del día de la audiencia, haciendo clic en el enlace de la Sesión de Votación de la Corte de Comisionados correspondiente a la fecha de la audiencia pública en: <https://traviscotx.civicclerk.com/web/home.aspx>.

Aquellas personas que no puedan participar en la audiencia pública y deseen proporcionar información sobre las necesidades de su comunidad pueden enviar sus comentarios por escrito completando un Formulario de Participación (Encuesta de Necesidades). El formulario está disponible electrónicamente en el sitio web del programa CDBG del Condado de Travis (<https://www.traviscountytexas.gov/health-human-services/cdbg/espanol/participe>), o se puede solicitar una copia impresa llamando al 512-854-3460. Alternativamente, los grupos vecinales ubicados dentro del área de servicio del programa CDBG que deseen discutir sus necesidades con mayor detalle pueden comunicarse con la Oficina de CDBG para solicitar una reunión.

Para obtener más información sobre cómo acceder a la encuesta o solicitar una reunión, visite la página web "CDBG Participe" en: <https://www.traviscountytexas.gov/health-human-services/cdbg/espanol/participe> o llame al 512-854-3460.

El Condado de Travis está comprometido a cumplir con la Ley de Americanos con Discapacidades (ADA) y con la Sección 504 de la Ley de Rehabilitación de 1973, según su enmienda. Al solicitarlo, se proporcionarán modificaciones razonables e igual acceso a comunicaciones. Si necesita ayuda, por favor llame al 512-854-3460. Para solicitar que un intérprete de Lenguaje Americano por Signos (American Sign Language) o en español esté presente durante la audiencia pública, por favor comuníquese con personal de CDBG al menos cinco (5) días de negocio antes de la fecha de la audiencia.

**Attachment 2. Needs Assessment Surveys for Residents,  
Organizations and Consultations**

## Needs Assessment Surveys for Residents in English



## Travis County CDBG Community Needs Survey for PY2026 - Residents

**Thank you for telling us about community needs for low- and moderate-income families, persons with disabilities, seniors, and youth who live in Bee Cave, Creedmoor, Lago Vista, Lakeway, Manor, San Leanna, Sunset Valley, Webberville, and West Lake Hills, or in unincorporated Travis County. Your input will be used to help develop Travis County's annual action plans for the approximately \$1.6 million in annual Community Development Block Grant (CDBG) funding from the U.S. Department of Housing and Urban Development (HUD). It will also help inform other Travis County departments about needs in these areas of the county. A summary of all input received for each planning year will be included in each CDBG Action Plan, posted online at <http://www.traviscountytexas.gov/cdbg>.**

\* 1. Please select which area you reside in.

If you are not sure, please use the [Interactive Service Area Map](#)

This survey is intended to assess the needs of residents living in the Travis County CDBG service areas as indicated below.

- Unincorporated Travis County
- Bee Cave
- Creedmoor
- Lago Vista
- Lakeway
- Manor
- San Leanna
- Sunset Valley
- Webberville
- West Lake Hills
- None of the above



## Travis County CDBG Community Needs Survey for PY2026 - Residents

\* 2. Do you own or rent your home?

- Rent
- Own

\* 3. Are you a member of a neighborhood association or community group?

- Yes
- No

\* 4. Name of HOA, community group or other type of association group, if applicable. If not applicable, type N/A.

\* 5. Using the detailed list below, what are the greatest needs in your neighborhood or community for the following categories (check all that apply):

- (A) Infrastructure,
- (B) Housing,
- (C) Community Services/Public Services,
- (D) Populations with Specialized Needs,
- (E) Public Buildings & Facilities,
- (F) Business & Jobs
- (G) Disaster Recovery, Resiliency, Emergency Management,
- (H) Planning & Capacity Building Activities

- |  |  |
|--|--|
| <input type="checkbox"/> Grocery stores/healthy food options (A)         | <input type="checkbox"/> Case Management & Outreach for Adults and Youth (C)       |
| <input type="checkbox"/> Right-of-way improvements (A)                   | <input type="checkbox"/> Interim Housing Assistance - crisis related (C)           |
| <input type="checkbox"/> Drainage Improvements (A)                       | <input type="checkbox"/> Crime Prevention (C)                                      |
| <input type="checkbox"/> Water and sewer improvements (A)                | <input type="checkbox"/> Services for seniors or disabled persons (D)              |
| <input type="checkbox"/> Broadband/Internet Access (A)                   | <input type="checkbox"/> Mental Health Supportive Services (D)                     |
| <input type="checkbox"/> Home rehab (B)                                  | <input type="checkbox"/> Alcohol or substance use Supportive Services (D)          |
| <input type="checkbox"/> Septic Tank Repair/Installation/Replacement (B) | <input type="checkbox"/> Housing for residents with special needs (D)              |
| <input type="checkbox"/> Affordable housing (to buy) (B)                 | <input type="checkbox"/> Domestic Violence Supportive Services (D)                 |
| <input type="checkbox"/> Affordable housing (to rent) (B)                | <input type="checkbox"/> HIV/AIDS supportive services (D)                          |
| <input type="checkbox"/> Transitional/Supportive housing (B)             | <input type="checkbox"/> Special Needs Housing (D)                                 |
| <input type="checkbox"/> Home energy efficiency improvements (B)         | <input type="checkbox"/> Community features for populations with special needs (D) |
| <input type="checkbox"/> Mobile home rehabilitation (B)                  | <input type="checkbox"/> Public parks (E)  |
| <input type="checkbox"/> Lead-based paint hazards (B)                    | <input type="checkbox"/> Neighborhood or community centers (E)                     |
| <input type="checkbox"/> Homeownership Assistance (B)                    | <input type="checkbox"/> Health care clinics/services (E)                          |
| <input type="checkbox"/> Foreclosure prevention assistance (B)           | <input type="checkbox"/> Recreation centers (E)                                    |
| <input type="checkbox"/> Mold removal/remediation (B)                    | <input type="checkbox"/> Homeless shelters / facilities (E)                        |
| <input type="checkbox"/> Banking services (C)                            | <input type="checkbox"/> Library (E)   |
| <input type="checkbox"/> Childcare for children under age 5 (C)          |  |

- Affordable afterschool care or summer care for children ages 5 and above (C)
- Childcare (C)
- Youth services for older children & teens (C)
- Job training services/job opportunities (C)
- Eviction Prevention Counseling or Foreclosure Prevention Counseling (C)
- English Language Proficiency Services (C)
- Literacy/Adult Basic Education (C)
- Food pantries (C)
- Public transit (C)
- Utility assistance (C)
- Legal Services and Legal Aid (C)
- Animal Services/Control (C)
- Waste/Recycling/Litter services (C)
- Early Childhood Intervention services (C)
- Homeless Outreach and Supportive Services (C)

- Building Accessibility/ Architectural Barrier Removal (E)
- Small business loans (F)
- Commercial development/restaurants (F)
- Commercial Exterior Repair (F)
- Job training services/job opportunities (F)
- Microenterprise Loans (F)
- Flood Mitigation (G)
- Resiliency Hubs (G)
- Disaster Resiliency/Wildfire Mitigation (G)
- Street Improvements/Limited Access Neighborhood (G)
- Emergency/disaster survival kit (G)
- Comprehensive Plans (H)
- Community Development Plans (H)
- Functional Plans (housing/land use/urban environmental design) (H)
- Capital Improvement Plans/Individual Project Plans (H)
- Neighborhood Plans (H)



**Travis County CDBG Community Needs Survey for PY2026 - Residents**

\* 6. Of the needs that you selected, please list the top three.

	Most Important	Important	Least Important
Grocery stores/healthy food options (A)	<input type="radio"/>	<input type="radio"/>	<input type="radio"/>
Right-of-way improvements (A)	<input type="radio"/>	<input type="radio"/>	<input type="radio"/>
Drainage Improvements (A)	<input type="radio"/>	<input type="radio"/>	<input type="radio"/>
Water and sewer improvements (A)	<input type="radio"/>	<input type="radio"/>	<input type="radio"/>
Broadband/Internet Access (A)	<input type="radio"/>	<input type="radio"/>	<input type="radio"/>
Home rehab (B)	<input type="radio"/>	<input type="radio"/>	<input type="radio"/>
Septic Tank Repair/Installation/Replacement (B)	<input type="radio"/>	<input type="radio"/>	<input type="radio"/>

Affordable housing (to buy) (B)	<input type="radio"/>	<input type="radio"/>	<input type="radio"/>
Transitional/Supportive housing (B)	<input type="radio"/>	<input type="radio"/>	<input type="radio"/>
Affordable housing (to rent) (B)	<input type="radio"/>	<input type="radio"/>	<input type="radio"/>
Home energy efficiency improvements (B)	<input type="radio"/>	<input type="radio"/>	<input type="radio"/>
Mobile home rehabilitation (B)	<input type="radio"/>	<input type="radio"/>	<input type="radio"/>
Lead-based paint hazards (B)	<input type="radio"/>	<input type="radio"/>	<input type="radio"/>
Banking services (C)	<input type="radio"/>	<input type="radio"/>	<input type="radio"/>
Homeownership Assistance (B)	<input type="radio"/>	<input type="radio"/>	<input type="radio"/>
Childcare for children under age 5 (C)	<input type="radio"/>	<input type="radio"/>	<input type="radio"/>
Affordable afterschool care or summer care for children ages 5 and above (C)	<input type="radio"/>	<input type="radio"/>	<input type="radio"/>
Foreclosure prevention assistance (B)	<input type="radio"/>	<input type="radio"/>	<input type="radio"/>
Mold removal/remediation (B)	<input type="radio"/>	<input type="radio"/>	<input type="radio"/>
Childcare (C)	<input type="radio"/>	<input type="radio"/>	<input type="radio"/>
Youth services for older children & teens (C)	<input type="radio"/>	<input type="radio"/>	<input type="radio"/>
Job training services/job opportunities (C)	<input type="radio"/>	<input type="radio"/>	<input type="radio"/>
Eviction Prevention Counseling or Foreclosure Prevention Counseling (C)	<input type="radio"/>	<input type="radio"/>	<input type="radio"/>
English Language Proficiency Services (C)	<input type="radio"/>	<input type="radio"/>	<input type="radio"/>
Literacy/Adult Basic Education (C)	<input type="radio"/>	<input type="radio"/>	<input type="radio"/>
Food pantries (C)	<input type="radio"/>	<input type="radio"/>	<input type="radio"/>
Public transit (C)	<input type="radio"/>	<input type="radio"/>	<input type="radio"/>
Utility assistance (C)	<input type="radio"/>	<input type="radio"/>	<input type="radio"/>
Legal Services and Legal Aid (C)	<input type="radio"/>	<input type="radio"/>	<input type="radio"/>
Animal Services/Control (C)	<input type="radio"/>	<input type="radio"/>	<input type="radio"/>
Waste/Recycling/Litter services (C)	<input type="radio"/>	<input type="radio"/>	<input type="radio"/>
Early Childhood Intervention services (C)	<input type="radio"/>	<input type="radio"/>	<input type="radio"/>
Homeless Outreach and Supportive Services (C)	<input type="radio"/>	<input type="radio"/>	<input type="radio"/>
Case Management & Outreach for Adults and Youth (C)	<input type="radio"/>	<input type="radio"/>	<input type="radio"/>
Interim Housing Assistance -	<input type="radio"/>	<input type="radio"/>	<input type="radio"/>

crisis related (C)	<input type="radio"/>	<input type="radio"/>	<input type="radio"/>
Crime Prevention (C)	<input type="radio"/>	<input type="radio"/>	<input type="radio"/>
Services for seniors or disabled persons (D)	<input type="radio"/>	<input type="radio"/>	<input type="radio"/>
Mental Health Supportive Services (D)	<input type="radio"/>	<input type="radio"/>	<input type="radio"/>
Alcohol or substance use Supportive Services (D)	<input type="radio"/>	<input type="radio"/>	<input type="radio"/>
Housing for residents with special needs (D)	<input type="radio"/>	<input type="radio"/>	<input type="radio"/>
Domestic Violence Supportive Services (D)	<input type="radio"/>	<input type="radio"/>	<input type="radio"/>
Public parks (E)	<input type="radio"/>	<input type="radio"/>	<input type="radio"/>
Community features for populations with special needs (D)	<input type="radio"/>	<input type="radio"/>	<input type="radio"/>
HIV/AIDS supportive services (D)	<input type="radio"/>	<input type="radio"/>	<input type="radio"/>
Special Needs Housing (D)	<input type="radio"/>	<input type="radio"/>	<input type="radio"/>
Neighborhood or community centers (E)	<input type="radio"/>	<input type="radio"/>	<input type="radio"/>
Health care clinics/services (E)	<input type="radio"/>	<input type="radio"/>	<input type="radio"/>
Recreation centers (E)	<input type="radio"/>	<input type="radio"/>	<input type="radio"/>
Homeless shelters / facilities (E)	<input type="radio"/>	<input type="radio"/>	<input type="radio"/>
Library (E)	<input type="radio"/>	<input type="radio"/>	<input type="radio"/>
Building Accessibility/ Architectural Barrier Removal (E)	<input type="radio"/>	<input type="radio"/>	<input type="radio"/>
Small business loans (F)	<input type="radio"/>	<input type="radio"/>	<input type="radio"/>
Commercial development/restaurants (F)	<input type="radio"/>	<input type="radio"/>	<input type="radio"/>
Commercial Exterior Repair (F)	<input type="radio"/>	<input type="radio"/>	<input type="radio"/>
Flood Mitigation (G)	<input type="radio"/>	<input type="radio"/>	<input type="radio"/>
Resiliency Hubs (G)	<input type="radio"/>	<input type="radio"/>	<input type="radio"/>
Disaster Resiliency/Wildfire Mitigation (G)	<input type="radio"/>	<input type="radio"/>	<input type="radio"/>
Street Improvements/Limited Access Neighborhood (G)	<input type="radio"/>	<input type="radio"/>	<input type="radio"/>
Emergency/disaster survival kit (G)	<input type="radio"/>	<input type="radio"/>	<input type="radio"/>
Comprehensive Plans (H)	<input type="radio"/>	<input type="radio"/>	<input type="radio"/>
Community Development Plans (H)	<input type="radio"/>	<input type="radio"/>	<input type="radio"/>
Functional Plans (housing/land	<input type="radio"/>	<input type="radio"/>	<input type="radio"/>

use/urban environmental design) (H)	<input type="radio"/>	<input type="radio"/>	<input type="radio"/>
Capital Improvement Plans/Individual Project Plans (H)	<input type="radio"/>	<input type="radio"/>	<input type="radio"/>
Neighborhood Plans (H)	<input type="radio"/>	<input type="radio"/>	<input type="radio"/>
Job training services/job opportunities (F)	<input type="radio"/>	<input type="radio"/>	<input type="radio"/>
Microenterprise Loans (F)	<input type="radio"/>	<input type="radio"/>	<input type="radio"/>

\* 7. Would you like more information about hazard mitigation and/or contact information for county services in the case of an emergency?

- Yes
- No

\* 8. My primary mode of transportation is:

- Personal car (car, motorcycle, moped)
- Public Transit (bus, train, on demand service)
- Friend, relative or neighbor
- Rideshare (Lyft, Uber, etc.)
- Bicycle
- Currently provided senior transportation service
- Other (please specify)

\* 9. Do you have an operating motorized vehicle (car, motorcycle, truck, other)?

- Yes, I have my own vehicle
- Yes, I share a vehicle
- No, I do not

\* 10. My most frequent travel destinations are (type a response or N/A if you choose not to respond):

\* 11. If additional public transit was available to the locations I frequently visit, I would use (if none are appropriate, please enter N/A under Other):

- Local fixed-route service (i.e., public transportation using predetermined routes/schedules to serve local destinations)
- Commuter fixed-route service (i.e., public transportation using predetermined routes/schedules to serve regional destinations)
- On-demand or rideshare service (i.e., Transport which enables passengers to book their trip at the most convenient time during service operating hours, and to be picked up from an agreed location)
- Other (please specify)

**Please Keep in Touch with the Travis County CDBG Program**

**Before you submit your survey**, please click to view the following links to provide your contact information, subscribe to the CDBG Newsletter and more!

Want to stay up-to-date on Community Development Block Grant (CDBG) program news and updates? Click [HERE](#) to subscribe to our newsletter.

Do you have ideas for projects or programs that would help your community? Submit a project proposal [HERE](#).

To provide your contact information and/or your neighborhood association information click [HERE](#).

Click [HERE](#) for Travis County Department Directory.

For more information, please visit [www.traviscountytx.gov/cdbg](http://www.traviscountytx.gov/cdbg) or contact us at (512)854-3460 or [cdbg@traviscountytx.gov](mailto:cdbg@traviscountytx.gov). **Thank you!**

## Needs Assessment Surveys for Residents in Spanish



## Encuesta de Necesidades Comunitarias del Programa CDBG del Condado de Travis para el AP2026 - Residentes

**Gracias por comunicarse con nosotros acerca de las necesidades comunitarias de familias con ingresos bajos a mediados, personas discapacitadas, personas mayores, y juventud quienes viven en Bee Cave, Creedmoor, Lago Vista, Lakeway, San Leanna, Sunset Valley, Webberville, and West Lake Hills, o en las áreas no incorporadas del Condado de Travis. Tu aportación se usará para ayudar desarrollar los planes anuales del Condado de Travis para el uso de aproximadamente \$1.6 millones en fondos anuales de Subsidio Global para el Desarrollo Comunitario (CDBG, cifras en inglés) del Departamento de Vivienda y Desarrollo Urbano de los E.U. (HUD, cifras en inglés). También ayudará informar a otros departamentos del Condado de Travis acerca de las necesidades en éstas áreas del condado. Un resumen de toda la aportación recibida durante cada año de planificación será incluido en al Plan de Acción anual de CDBG, el cual será publicado en <http://www.traviscountytx.gov/cdbg>.**

\* 1. Favor seleccionar el área donde usted vive.

Si no está seguro, favor usar el [Mapa interactivo del Area de Servicio de CDBG](#)

Esta encuesta es para evaluar las necesidades de residentes que viven dentro de las áreas de servicio del programa de CDBG del Condado de Travis, según indicado abajo.

- Áreas no incorporadas del Condado de Travis
- Bee Cave
- Creedmoor
- Lago Vista
- Lakeway
- Manor
- El Pueblo de San Leanna
- Sunset Valley
- El Pueblo de Webberville
- West Lake Hills
- Ningunas de las anteriores



Encuesta de Necesidades Comunitarias del Programa CDBG del Condado de Travis para el AP2026 - Residentes

\* 2. ¿Es usted dueño o alquila su casa?

- Dueño  
 Alquila

\* 3. ¿Es usted miembro de una asociación de vecinos o grupo comunitario?

- Si  
 No

\* 4. Nombre de la asociación de vecinos o grupo comunitario, tal como el HOA u otro tipo de grupo de asociación, si es aplicable. Si no le corresponde, escriba N/A.

\* 5. Usando la lista detallada a continuación, cuáles son las mayores necesidades en su vecindario o comunidad para las siguientes seis categorías (marque todas las que correspondan):

- (A) Infraestructura,
- (B) Vivienda,
- (C) Servicios Comunitarios / Servicios Públicos,
- (D) Poblaciones con necesidades especializadas,
- (E) Edificios e instalaciones públicas,
- (F) Negocios y empleos
- (G) Recuperación ante desastres, resiliencia, gestión de emergencias,
- (H) Actividades de planificación y desarrollo de capacidades.

- |  |   |
|--|---|
| <input type="checkbox"/> Supermercados/opciones para comida saludable (A)                | <input type="checkbox"/> Manejo de casos y alcance a adultos y juventud (C)                           |
| <input type="checkbox"/> Mejoramientos en el área derecho de pasos (A)                   | <input type="checkbox"/> Asistencia de vivienda provisional - relacionada a crisis (C)                |
| <input type="checkbox"/> Mejoramientos de drenaje en las carreteras (A)                  | <input type="checkbox"/> Prevención del crimen (C)  |
| <input type="checkbox"/> Mejoramientos de agua y alcantarilla (A)                        | <input type="checkbox"/> Servicios para personas mayores o personas discapacitadas (D)                |
| <input type="checkbox"/> Acceso a servicios de internet (A)                              | <input type="checkbox"/> Servicios de apoyo a la salud mental (D)                                     |
| <input type="checkbox"/> Reparación de casas (B)   | <input type="checkbox"/> Servicios de apoyo acerca de abuso de alcohol y otras sustancias (D)         |
| <input type="checkbox"/> Reparación/instalación/reemplazamiento de sistemas sépticos (B) | <input type="checkbox"/> Vivienda para residentes con necesidades especiales (D)                      |
| <input type="checkbox"/> Vivienda asequible (para comprar) (B)                           | <input type="checkbox"/> Servicios de apoyo acerca de la violencia doméstica (D)                      |
| <input type="checkbox"/> Vivienda asequible (para alquilar) (B)                          | <input type="checkbox"/> Servicios de apoyo acerca de HIV/AIDS (D)                                    |
| <input type="checkbox"/> Vivienda transitoria/de apoyo (B)                               | <input type="checkbox"/> Necesidades especiales de vivienda (D)                                       |
| <input type="checkbox"/> Mejoramientos a casas acerca de eficiencia de energía (B)       | <input type="checkbox"/> Características comunitarias para poblaciones con necesidades especiales (D) |
| <input type="checkbox"/> Rehabilitación de casas manufacturadas (B)                      |   |
| <input type="checkbox"/> Peligros de pintura a base de plomo (B)                         |   |

- Asistencia para comprar casa (B)
- Asistencia para la prevención de ejecuciones hipotecarias (B)
- Eliminación/remediación de moho (B)
- Servicios de banco (C)
- Cuidado para niños menores de 5 años de edad (C)
- Cuidado asequible después de la escuela o durante el verano para niños de 5 años o más (C)
- Cuidado de niños (C)
- Servicios para niños mayores o adolescentes (C)
- Entrenamiento/oportunidades de trabajo (C)
- Ayuda para prevenir el desalojo o juicio hipotecario (C)
- Servicios de lenguaje para ser proficientes en inglés (C)
- Alfabetismo/educación básica para adultos (C)
- Despensas de comida (C)
- Transportación pública (C)
- Asistencia con servicios públicos (C)
- Servicios legales y Asistencia jurídica gratuita (C)
- Servicios/control de animales (C)
- Servicios de basura/reciclaje (C)
- Servicios de intervención temprana en la infancia (C)
- Servicios de alcance y apoyo a personas desamparadas (C)
- Parques públicos (E)
- Centros comunitarios o de vecindarios (E)
- Servicios/clínicas de salud (E)
- Centros de recreación (E)
- Instalaciones/refugios para personas desamparadas (E)
- Bibliotecas (E)
- Accesibilidad de edificios/eliminación de barreras arquitectónicas (E)
- Préstamos para negocios pequeños (F)
- Desarrollo comercial/restaurantes (F)
- Reparaciones comerciales exteriores (F)
- Entrenamiento/oportunidades de trabajo (F)
- Préstamos microempresariales (F)
- Mitigación de inundaciones (G)
- Centros de resiliencia (G)
- Resiliencia contra desastres/Capacitación en reconocimiento de peligros (G)
- Mejora de calles/Vecindario de acceso limitado (G)
- Kit de supervivencia de emergencia/desastre (G)
- Planes integrales (H)
- Planes de desarrollo comunitario (H)
- Planes funcionales (vivienda/uso de la tierra/diseño ambiental urbano) (H)
- Planes de mejora de capital/planes de proyecto individual (H)
- Planes vecindarios (H)



## Encuesta de Necesidades Comunitarias del Programa CDBG del Condado de Travis para el AP2026 - Residentes

\* 6. De las necesidades que verificó anteriormente, enumere las tres principales.

	Más importante	Importante	Menos importante
Supermercados/opciones para comida saludable (A)	<input type="radio"/>	<input type="radio"/>	<input type="radio"/>

Mejoramientos en el área derecho de pasos (A)	<input type="radio"/>	<input type="radio"/>	<input type="radio"/>
Mejoramientos de drenaje en las carreteras (A)	<input type="radio"/>	<input type="radio"/>	<input type="radio"/>
Mejoramientos de agua y alcantarilla (A)	<input type="radio"/>	<input type="radio"/>	<input type="radio"/>
Acceso a servicios de internet (A)	<input type="radio"/>	<input type="radio"/>	<input type="radio"/>
Vivienda asequible (para comprar) (B)	<input type="radio"/>	<input type="radio"/>	<input type="radio"/>
Reparación de casas (B)	<input type="radio"/>	<input type="radio"/>	<input type="radio"/>
Vivienda asequible (para alquilar) (B)	<input type="radio"/>	<input type="radio"/>	<input type="radio"/>
Reparación/instalación/reemplazamiento de sistemas sépticos (B)	<input type="radio"/>	<input type="radio"/>	<input type="radio"/>
Vivienda transitoria/de apoyo (B)	<input type="radio"/>	<input type="radio"/>	<input type="radio"/>
Mejoramientos a casas acerca de eficiencia de energía (B)	<input type="radio"/>	<input type="radio"/>	<input type="radio"/>
Rehabilitación de casas manufacturadas (B)	<input type="radio"/>	<input type="radio"/>	<input type="radio"/>
Peligros de pintura a base de plomo (B)	<input type="radio"/>	<input type="radio"/>	<input type="radio"/>
Asistencia para comprar casa (B)	<input type="radio"/>	<input type="radio"/>	<input type="radio"/>
Asistencia para la prevención de ejecuciones hipotecarias (B)	<input type="radio"/>	<input type="radio"/>	<input type="radio"/>
Eliminación/remediación de moho (B)	<input type="radio"/>	<input type="radio"/>	<input type="radio"/>
Servicios para niños mayores o adolescentes (C)	<input type="radio"/>	<input type="radio"/>	<input type="radio"/>
Servicios de banco (C)	<input type="radio"/>	<input type="radio"/>	<input type="radio"/>
Cuidado para niños menores de 5 años de edad (C)	<input type="radio"/>	<input type="radio"/>	<input type="radio"/>
Cuidada de niños (C)	<input type="radio"/>	<input type="radio"/>	<input type="radio"/>
Cuidado asequible después de la escuela o durante el verano para niños de 5 años o más (C)	<input type="radio"/>	<input type="radio"/>	<input type="radio"/>
Entrenamiento/oportunidades de trabajo (C)	<input type="radio"/>	<input type="radio"/>	<input type="radio"/>
Ayuda para prevenir el desalojo o juicio hipotecario (C)	<input type="radio"/>	<input type="radio"/>	<input type="radio"/>
Servicios de lenguaje para ser proficientes en inglés (C)	<input type="radio"/>	<input type="radio"/>	<input type="radio"/>
Alfabetismo/educación básica para adultos (C)	<input type="radio"/>	<input type="radio"/>	<input type="radio"/>
Despensas de comida (C)	<input type="radio"/>	<input type="radio"/>	<input type="radio"/>
Transportación pública (C)	<input type="radio"/>	<input type="radio"/>	<input type="radio"/>
Asistencia con servicios públicos (C)	<input type="radio"/>	<input type="radio"/>	<input type="radio"/>
Servicios legales y Asistencia jurídica gratuita (C)	<input type="radio"/>	<input type="radio"/>	<input type="radio"/>
Servicios/control de animales (C)	<input type="radio"/>	<input type="radio"/>	<input type="radio"/>

Servicios de basura/reciclaje (C)	<input type="radio"/>	<input type="radio"/>	<input type="radio"/>
Servicios de intervención temprana en la infancia (C)	<input type="radio"/>	<input type="radio"/>	<input type="radio"/>
Servicios de alcance y apoyo a personas desamparadas (C)	<input type="radio"/>	<input type="radio"/>	<input type="radio"/>
Manejo de casos y alcance a adultos y juventud (C)	<input type="radio"/>	<input type="radio"/>	<input type="radio"/>
Asistencia de vivienda provisional - relacionada a crisis (C)	<input type="radio"/>	<input type="radio"/>	<input type="radio"/>
Prevención del crimen (C)	<input type="radio"/>	<input type="radio"/>	<input type="radio"/>
Servicios para personas mayores o personas discapacitadas (D)	<input type="radio"/>	<input type="radio"/>	<input type="radio"/>
Servicios de apoyo a la salud mental (D)	<input type="radio"/>	<input type="radio"/>	<input type="radio"/>
Servicios de apoyo acerca de abuso de alcohol y otras sustancias (D)	<input type="radio"/>	<input type="radio"/>	<input type="radio"/>
Vivienda para residentes con necesidades especiales (D)	<input type="radio"/>	<input type="radio"/>	<input type="radio"/>
Servicios de apoyo acerca de la violencia doméstica (D)	<input type="radio"/>	<input type="radio"/>	<input type="radio"/>
Servicios de apoyo acerca de HIV/AIDS (D)	<input type="radio"/>	<input type="radio"/>	<input type="radio"/>
Centros de recreación (E)	<input type="radio"/>	<input type="radio"/>	<input type="radio"/>
Características comunitarias para poblaciones con necesidades especiales (D)	<input type="radio"/>	<input type="radio"/>	<input type="radio"/>
Necesidades especiales de vivienda (D)	<input type="radio"/>	<input type="radio"/>	<input type="radio"/>
Parques públicos (E)	<input type="radio"/>	<input type="radio"/>	<input type="radio"/>
Centros comunitarios o de vecindarios (E)	<input type="radio"/>	<input type="radio"/>	<input type="radio"/>
Servicios/clínicas de salud (E)	<input type="radio"/>	<input type="radio"/>	<input type="radio"/>
Instalaciones/refugios para personas desamparadas (E)	<input type="radio"/>	<input type="radio"/>	<input type="radio"/>
Bibliotecas (E)	<input type="radio"/>	<input type="radio"/>	<input type="radio"/>
Accesibilidad de edificios/eliminación de barreras arquitectónicas (E)	<input type="radio"/>	<input type="radio"/>	<input type="radio"/>
Préstamos para negocios pequeños (F)	<input type="radio"/>	<input type="radio"/>	<input type="radio"/>
Desarrollo comercial/restaurantes (F)	<input type="radio"/>	<input type="radio"/>	<input type="radio"/>
Reparaciones comerciales exteriores (F)	<input type="radio"/>	<input type="radio"/>	<input type="radio"/>
Entrenamiento/oportunidades de trabajo (F)	<input type="radio"/>	<input type="radio"/>	<input type="radio"/>
Mitigación de inundaciones (G)	<input type="radio"/>	<input type="radio"/>	<input type="radio"/>
Centros de resiliencia (G)	<input type="radio"/>	<input type="radio"/>	<input type="radio"/>
Resiliencia contra desastres/Capacitación en	<input type="radio"/>	<input type="radio"/>	<input type="radio"/>

reconocimiento de peligros (G)

Mejora de calles/Vecindario de acceso limitado (G)	<input type="radio"/>	<input type="radio"/>	<input type="radio"/>
Kit de supervivencia de emergencia/desastre (G)	<input type="radio"/>	<input type="radio"/>	<input type="radio"/>
Planes integrales (H)	<input type="radio"/>	<input type="radio"/>	<input type="radio"/>
Planes de desarrollo comunitario (H)	<input type="radio"/>	<input type="radio"/>	<input type="radio"/>
Planes funcionales (vivienda/uso de la tierra/diseño ambiental urbano) (H)	<input type="radio"/>	<input type="radio"/>	<input type="radio"/>
Planes de mejora de capital/planes de proyecto individual (H)	<input type="radio"/>	<input type="radio"/>	<input type="radio"/>
Planes vecindarios (H)	<input type="radio"/>	<input type="radio"/>	<input type="radio"/>
Préstamos microempresariales (F)	<input type="radio"/>	<input type="radio"/>	<input type="radio"/>

\* 7. ¿Desea obtener más información sobre la mitigación de riesgos y / o información de contacto para los servicios del condado en caso de una emergencia?

\* 8. Mi principal medio de transporte es:

- Coche personal (carro, moto, ciclomotor)
- Transporte público (autobús, tren, servicio bajo demanda)
- Amigo, pariente o vecino
- Viaje compartido (Lyft, Uber, etc.)
- Bicicleta
- Servicio de transporte para personas mayores actualmente disponible
- Otro (por favor, especifique)

\* 9. ¿Tiene un vehículo motorizado operativo (automóvil, motocicleta, camión, otro)?

- Sí, tengo mi propio vehículo
- Sí, comparto un vehículo
- No, no lo tengo

\* 10. Mis destinos de viaje más frecuentes son (escribe una respuesta o N/A si elige no responder):

\* 11. Si hubiera transporte público adicional disponible para los lugares que visita con frecuencia, yo usaría (si no aplica ninguno, escribe N/A bajo "Otro"):

- Servicio local de ruta fija (es decir, transporte público que utiliza rutas / horarios predeterminados para servir destinos locales)
- Servicio de ruta fija de cercanías (es decir, transporte público que utiliza rutas / horarios predeterminados para servir destinos regionales)
- Servicio a pedido o de viaje compartido (es decir, transporte que permite a los pasajeros reservar su viaje en el momento más conveniente durante las horas de funcionamiento del servicio y ser recogidos en un lugar acordado)
- Otro (por favor, especifique)

**Por favor, manténgase en contacto con el programa de CDBG del Condado de Travis.**

**Antes de enviar la encuesta**, por favor haga un clic en los siguientes enlaces para proporcionar su información de contacto, suscribir al boletín de CDBG y más!

¿Desea mantenerse en contacto y ponerse al día sobre las noticias y actualizaciones del programa Community Development Block Grant (CDBG)? Haga clic [AQUÍ](#) para suscribirse y recibir actualizaciones.

¿Tiene ideas para proyectos o programas que ayudarían a su comunidad? Envíalos [AQUÍ](#).

Toma nuestra encuesta de contacto de la Asociación de Vecinos [AQUÍ](#).

Haga clic [AQUÍ](#) para ver el Directorio del Departamento del Condado de Travis.

Para más información, favor de visitar: [www.traviscountytexas.gov/cdbg](http://www.traviscountytexas.gov/cdbg) ó comuníquese al (512) 854-3460 ó [cdbg@traviscountytexas.gov](mailto:cdbg@traviscountytexas.gov). ¡Gracias!

## Needs Assessment Surveys for Organizations



## Travis County CDBG Community Needs Survey for PY2026 - Organizations

**Each year, Travis County receives approximately \$1.7 million in Community Development Block Grant (CDBG) funding from the U.S. Department of Housing and Urban Development (HUD). These funds support housing, community development, and/or public service projects to benefit low- and moderate-income families, persons with disabilities, seniors, and youth who live in Bee Cave, Creedmoor, Lago Vista, Lakeway, Manor, San Leanna, Sunset Valley, Webberville, West Lake Hills, or in unincorporated Travis County. The work your organization does in our community gives you a perspective and expertise that can help inform Travis County's use of these funds. Your input will be used to help develop Travis County's annual action plans for the CDBG program and to help inform other Travis County departments about needs in these areas of the county. A summary of all input received for each planning year will be included in each CDBG Action Plan, posted online at <http://www.traviscountytexas.gov/cdbg>.**

\* 1. What kind of organization do you represent?

- Non-profit organization
- Government
- For-profit business
- Faith-based organization

\* 2. Name of the organization:

\* 3. Which of the following applies to the services the organization provides? (Check all that apply.)

- |   |   |
|---|---|
| <input type="checkbox"/> Housing                                      | <input type="checkbox"/> Services - education           |
| <input type="checkbox"/> Services - children                          | <input type="checkbox"/> Services - employment          |
| <input type="checkbox"/> Services - digital literacy/broadband access | <input type="checkbox"/> Services - fair housing        |
| <input type="checkbox"/> Services - food access or hunger             | <input type="checkbox"/> Health agency                  |
| <input type="checkbox"/> Services - elderly persons                   | <input type="checkbox"/> Mental health agency           |
| <input type="checkbox"/> Services - persons with disabilities         | <input type="checkbox"/> Child welfare agency           |
| <input type="checkbox"/> Services - persons with HIV/AIDS             | <input type="checkbox"/> Disaster preparedness/response |
| <input type="checkbox"/> Services - alcohol or substance use          | <input type="checkbox"/> Regional organization          |
| <input type="checkbox"/> Services - victims of domestic violence      | <input type="checkbox"/> Planning organization          |
| <input type="checkbox"/> Services - homeless                          | <input type="checkbox"/> Business leaders               |
| <input type="checkbox"/> Services - health                            | <input type="checkbox"/> Civic leaders                  |
| <input type="checkbox"/> Other (please describe)                      |   |

\* 4. For this question, using the detailed list below, please think about communities in Bee Cave, Creedmoor, Lago Vista, Lakeway, Manor, San Leanna, Sunset Valley, Webberville, West Lake Hills, or in unincorporated Travis County. Using the detailed list below, what are the greatest needs in your neighborhood or community for the following six categories. (Check all that apply.)

- (A) Infrastructure,
- (B) Housing,
- (C) Community Services/Public Services,
- (D) Populations with Specialized Needs,
- (E) Public Buildings & Facilities,
- (F) Business & Jobs
- (G) Disaster Recovery, Resiliency, Emergency Management,
- (H) Planning & Capacity Building Activities

- |  |  |
|--|--|
| <input type="checkbox"/> Grocery stores/healthy food options (A)         | <input type="checkbox"/> Case Management & Outreach for Adults and Youth (C) |
| <input type="checkbox"/> Right-of-way street improvements (A)            | <input type="checkbox"/> Interim Housing Assistance - crisis related (C)     |
| <input type="checkbox"/> Drainage Improvements (A)                       | <input type="checkbox"/> Crime Prevention (C)                                |
| <input type="checkbox"/> Water and sewer improvements (A)                | <input type="checkbox"/> Services for seniors or disabled persons (D)        |
| <input type="checkbox"/> Broadband/Internet Access (A)                   | <input type="checkbox"/> Mental Health Supportive Services (D)               |
| <input type="checkbox"/> Home rehab (B)                                  | <input type="checkbox"/> Alcohol or substance use Supportive Services (D)    |
| <input type="checkbox"/> Septic Tank Repair/Installation/Replacement (B) | <input type="checkbox"/> Housing for residents with special needs (D)        |
| <input type="checkbox"/> Affordable housing (to buy) (B)                 | <input type="checkbox"/> Domestic Violence Supportive Services (D)           |
| <input type="checkbox"/> Affordable housing (to rent) (B)                | <input type="checkbox"/> HIV/AIDS supportive services (D)                    |
| <input type="checkbox"/> Transitional/Supportive housing (B)             | <input type="checkbox"/> Special Needs Housing (D)                           |
| <input type="checkbox"/> Home energy efficiency improvements (B)         |  |

- Mobile home rehabilitation (B)
- Lead-based paint hazards (B)
- Homeowner Assistance (B)
- Foreclosure prevention assistance (B)
- Mold removal/remediation (B)
- Banking services (C)
- Childcare for children under age 5 (C)
- Affordable afterschool care or summer care for children ages 5 and above (C)
- Childcare (C)
- Youth services for older children & teens (C)
- Job training services/job opportunities (C)
- Eviction Prevention Counseling or Foreclosure Prevention Counseling (C)
- Housing Discrimination Outreach, Education & Legal Services (C)
- English Language Proficiency Services (C)
- Literacy/Adult Basic Education (C)
- Food pantries (C)
- Public transit (C)
- Utility assistance (C)
- Legal Services & Legal Aid (C)
- Animal Services/Control (C)
- Waste/Recycling/Litter services (C)
- Early Childhood Intervention services (C)
- Homeless Outreach and Supportive Services (C)
- Community features for populations with special needs (D)
- Public parks (E)
- Neighborhood or community centers (E)
- Health care clinics/services (E)
- Recreation centers (E)
- Homeless shelters / facilities (E)
- Library (E)
- Building Accessibility/ Architectural Barrier Removal (E)
- Small business loans (F)
- Commercial development/restaurants (F)
- Commercial Exterior Repair (F)
- Job training services/job opportunities (F)
- Microenterprise Loans (F)
- Flood Mitigation (G)
- Resiliency Hubs (G)
- Disaster Resiliency/Hazard Recognition Training (G)
- Street Improvements/Limited Access Neighborhood (G)
- Emergency/disaster survival kit (G)
- Comprehensive Plans (H)
- Community Development Plans (H)
- Functional Plans (housing/land use/urban environmental design) (H)
- Capital Improvement Plans/Individual Project Plans (H)
- Neighborhood Plans (H)



## Travis County CDBG Community Needs Survey for PY2026 - Organizations

\* 5. Of the needs that you selected, please list the top three.

	Most Important	Important	Least Important
Grocery stores/healthy food options (A)	<input type="radio"/>	<input type="radio"/>	<input type="radio"/>
Right-of-way street improvements (A)	<input type="radio"/>	<input type="radio"/>	<input type="radio"/>
Drainage Improvements (A)	<input type="radio"/>	<input type="radio"/>	<input type="radio"/>
Water and sewer improvements (A)	<input type="radio"/>	<input type="radio"/>	<input type="radio"/>
Broadband/Internet Access (A)	<input type="radio"/>	<input type="radio"/>	<input type="radio"/>
Home rehab (B)	<input type="radio"/>	<input type="radio"/>	<input type="radio"/>
Septic Tank Repair/Installation/Replacement (B)	<input type="radio"/>	<input type="radio"/>	<input type="radio"/>
Affordable housing (to buy) (B)	<input type="radio"/>	<input type="radio"/>	<input type="radio"/>
Affordable housing (to rent) (B)	<input type="radio"/>	<input type="radio"/>	<input type="radio"/>
Transitional/Supportive housing (B)	<input type="radio"/>	<input type="radio"/>	<input type="radio"/>
Home energy efficiency improvements (B)	<input type="radio"/>	<input type="radio"/>	<input type="radio"/>
Mobile home rehabilitation (B)	<input type="radio"/>	<input type="radio"/>	<input type="radio"/>
Lead-based paint hazards (B)	<input type="radio"/>	<input type="radio"/>	<input type="radio"/>
Homeowner Assistance (B)	<input type="radio"/>	<input type="radio"/>	<input type="radio"/>
Foreclosure prevention assistance (B)	<input type="radio"/>	<input type="radio"/>	<input type="radio"/>
Mold removal/remediation (B)	<input type="radio"/>	<input type="radio"/>	<input type="radio"/>
Banking services (C)	<input type="radio"/>	<input type="radio"/>	<input type="radio"/>
Childcare for children under age 5 (C)	<input type="radio"/>	<input type="radio"/>	<input type="radio"/>
Affordable afterschool care or summer care for children ages 5 and above (C)	<input type="radio"/>	<input type="radio"/>	<input type="radio"/>
Childcare (C)	<input type="radio"/>	<input type="radio"/>	<input type="radio"/>
Youth services for older children & teens (C)	<input type="radio"/>	<input type="radio"/>	<input type="radio"/>
Job training services/job	<input type="radio"/>	<input type="radio"/>	<input type="radio"/>

opportunities (C)

Eviction Prevention Counseling  
or Foreclosure Prevention  
Counseling (C)

Housing Discrimination  
Outreach, Education & Legal  
Services (C)

English Language Proficiency  
Services (C)

Literacy/Adult Basic Education  
(C)

Food pantries (C)

Public transit (C)

Utility assistance (C)

Legal Services & Legal Aid (C)

Animal Services/Control (C)

Waste/Recycling/Litter services  
(C)

Early Childhood Intervention  
services (C)

Homeless Outreach and  
Supportive Services (C)

Case Management & Outreach  
for Adults and Youth (C)

Interim Housing Assistance -  
crisis related (C)

Crime Prevention (C)

Services for seniors or disabled  
persons (D)

Mental Health Supportive  
Services (D)

Alcohol or substance use  
Supportive Services (D)

Housing for residents with  
special needs (D)

Domestic Violence Supportive  
Services (D)

HIV/AIDS supportive services  
(D)

Special Needs Housing (D)

Community features for  
populations with special needs  
(D)

Public parks (E)

Neighborhood or community  
centers (E)

Health care clinics/services (E)	<input type="checkbox"/>	<input type="checkbox"/>	<input type="checkbox"/>
Recreation centers (E)	<input type="checkbox"/>	<input type="checkbox"/>	<input type="checkbox"/>
Homeless shelters / facilities (E)	<input type="checkbox"/>	<input type="checkbox"/>	<input type="checkbox"/>
Library (E)	<input type="checkbox"/>	<input type="checkbox"/>	<input type="checkbox"/>
Building Accessibility/ Architectural Barrier Removal (E)	<input type="checkbox"/>	<input type="checkbox"/>	<input type="checkbox"/>
Small business loans (F)	<input type="checkbox"/>	<input type="checkbox"/>	<input type="checkbox"/>
Commercial development/restaurants (F)	<input type="checkbox"/>	<input type="checkbox"/>	<input type="checkbox"/>
Commercial Exterior Repair (F)	<input type="checkbox"/>	<input type="checkbox"/>	<input type="checkbox"/>
Job training services/job opportunities (F)	<input type="checkbox"/>	<input type="checkbox"/>	<input type="checkbox"/>
Microenterprise Loans (F)	<input type="checkbox"/>	<input type="checkbox"/>	<input type="checkbox"/>
Flood Mitigation (G)	<input type="checkbox"/>	<input type="checkbox"/>	<input type="checkbox"/>
Resiliency Hubs (G)	<input type="checkbox"/>	<input type="checkbox"/>	<input type="checkbox"/>
Disaster Resiliency/Hazard Recognition Training (G)	<input type="checkbox"/>	<input type="checkbox"/>	<input type="checkbox"/>
Street Improvements/Limited Access Neighborhood (G)	<input type="checkbox"/>	<input type="checkbox"/>	<input type="checkbox"/>
Emergency/disaster survival kit (G)	<input type="checkbox"/>	<input type="checkbox"/>	<input type="checkbox"/>
Comprehensive Plans (H)	<input type="checkbox"/>	<input type="checkbox"/>	<input type="checkbox"/>
Community Development Plans (H)	<input type="checkbox"/>	<input type="checkbox"/>	<input type="checkbox"/>
Functional Plans (housing/land use/urban environmental design) (H)	<input type="checkbox"/>	<input type="checkbox"/>	<input type="checkbox"/>
Capital Improvement Plans/Individual Project Plans (H)	<input type="checkbox"/>	<input type="checkbox"/>	<input type="checkbox"/>
Neighborhood Plans (H)	<input type="checkbox"/>	<input type="checkbox"/>	<input type="checkbox"/>

\* 6. Does the organization provide services:

YES

NO

Bee Cave,  
Creedmoor, Lago  
Vista, Lakeway,  
Manor, San Leanna,  
Sunset Valley,  
Webberville, West  
Lake Hills, or in  
unincorporated  
Travis County?

To residents who live  
in those areas?

If the answer to either question was "no," why? What challenges does the organization face in serving those areas and/or residents?

\* 7. What opportunities for increased communication, collaboration, or coordination with the Travis County CDBG program would you like to see? (Please keep in mind that the program must benefit low- to moderate-income residents of Bee Cave, Creedmoor, Lago Vista, Lakeway, Manor, San Leanna, Sunset Valley, Webberville, West Lake Hills, or in unincorporated Travis County. Please consider all types of collaboration [information sharing, specific projects, policy development, participation in working groups, etc.] )

**Please Keep in Touch with the Travis County CDBG Program**

**Before you submit your survey**, please click to view the following links to provide your contact information, subscribe to the CDBG Newsletter and more!

Want to stay up-to-date on Community Development Block Grant (CDBG) program news and updates? Click [HERE](#) to subscribe to our newsletter.

Do you have ideas for projects or programs that would help your community? Submit a project proposal [HERE](#).

Belong to a Neighborhood Association? Take our Contact survey [HERE](#).

Click [HERE](#) for Travis County Department Directory.

For more information, please visit [www.traviscountytexas.gov/cdbg](http://www.traviscountytexas.gov/cdbg) or contact us at (512)854-3460 or [cdbg@traviscountytexas.gov](mailto:cdbg@traviscountytexas.gov). Thank you!

## Consultation Surveys



## Travis County CDBG/HOME Consultation Survey for the PY26 Action Plan

\* 1. Would your organization be willing to participate in a one-on-one consultation meeting with the Travis County CDBG/HOME Office?

Yes

No

2. If yes to the above question, please propose at least three (3) dates and times as options 1-3 below, that works best for members of your team. Travis County staff will pick the date/time that works best, and we will send a TEAMS invite for the meeting.

Please note, the Travis County Commissioner Court (TCCC) meets on Tuesdays. As a result, County staff is unavailable on Tuesdays.

Option 1:

Option 2:

Option 3:

3. Please provide your contact information. Use N/A as applicable.

\* Department/Organization

\* Division (if applicable)

\* Title

\* Name

\* Email

\* Phone Number

**\* 4. What is the current focus of your work in these areas?**

- Transportation/Transit
- Emergency Management
- Health
- Broadband
- Homelessness
- Lead Paint Poisoning
- Public Housing
- Family/Community Services
- Youth Services
- Counseling Services
- Financial Literacy
- Affordable Housing
- General Administration/Organization Leadership

**Other (please specify)**

**\* 5. As related to your work, what community trends are you seeing for work in the areas listed above?**

**\* 6. Are there any pressing issues in your community or area of work of Travis County CDBG/HOME Office should be aware? (This can be specific—perhaps there is one particular problem in one particular area.)**

**\* 7. Do you feel Broadband access and/or infrastructure remains a major concern for serving the citizens of Travis County?**

- Yes
- No

**\* Please elaborate on your response, whether yes or no.**

**\* 8. Are there any current or upcoming initiatives, and/or work being planned by you or other agencies/entities, that are hopeful, exciting, or will be potentially impactful?**

**\* 9. Related to question 6, what should we read—and/or who should we reach out to—to learn more about such initiatives?**

**\* 10. Please select resources you need to be more effective in your work (check all that apply).**

- Funding
- Collaborations with other agencies
- Partnerships (public or private)
- Other

**Other (please specify)**

**\* 11. Does your agency/organization regularly engage with residents from the following areas (the Travis County CDBG/HOME service area)? Please check all that apply.**

- Unincorporated Travis County
- The Village of San Leanna
- The Village of Webberville
- Bee Cave
- Creedmoor
- Lago Vista
- Lakeway
- Manor
- Sunset Valley
- West Lake Hills
- All of the above
- Other cities that are not in the Travis County CDBG service area (list in the box below)

**Please elaborate or provide additional detail, as needed.**

**\* 12. Are there possible collaborations that would improve opportunities for residents in the communities listed in the question above?**

- Yes
- No

**If yes, please elaborate.**

**\* 13. Do you track if clients reside in unincorporated Travis County?**

- Yes
- No

**Note, the Travis County CDBG and HOME Programs can only serve clients in its service area (the unincorporated areas of Travis County, in the Villages of San Leanna and**

Webberville, or in the cities of Bee Cave, Creedmoor, Lago Vista, Lakeway, Manor, Sunset Valley, and West Lake Hills). We would like to encourage all agencies and organizations to delineate resident contact data to denote those who reside in unincorporated Travis County. Doing so will make residents who may have unmet needs easier to identify for eligible program referrals.

**\* 14. Do your programs utilize prescreening methodologies to identify client eligibility? (i.e. low income)**


- Yes
- No
- N/A – I do not provide direct client services in my role/function

**If yes, please elaborate**

Submit Survey

If you just opted in, you're consenting to receive marketing emails from: Travis County TX, P.O. Box 1748, , Austin, TX 78767. You can revoke your consent to receive emails at any time by using the SafeUnsubscribe® link, found at the bottom of every email. [Emails are serviced by Constant Contact](#)

## **Attachment 3. Public Comment Period Ads**



## Travis County Health and Human Services

P.O. Box 1748, Austin, Texas 78767  
(512) 854-3460 Fax (512) 854-7140

### TRAVIS COUNTY COMMUNITY DEVELOPMENT BLOCK GRANT (CDBG) HOME INVESTMENT PARTNERSHIPS PROGRAM (HOME)

## Invitation to Comment on the PY26 Action Plan

Travis County is eligible to receive an estimated \$1,787,382 in Community Development Block Grant (CDBG) funds and an estimated \$567,775.74 in HOME Investment Partnerships Program (“HOME”) funds from the U.S. Department of Housing and Urban Development (HUD) to benefit Travis County low- to moderate-income residents who live in the unincorporated areas of the county or anywhere in Bee Cave, Creedmoor, Lago Vista, Lakeway, Manor, San Leanna, Sunset Valley, Webberville, and West Lake Hills. The funds are for Program Year 2026 (PY26), October 1, 2026 to September 30, 2027. An Annual Action Plan has been drafted detailing how the funds will be spent in PY26.

You can comment on the proposed PY26 Action Plan by attending the public hearing or by sending your comments in writing via postal mail or e-mail.

#### COMMENT PERIOD AND DRAFT DOCUMENT

Comments will be accepted for 30 days **beginning June 17, 2026 at 8:00 a.m. and ending July 20, 2026 at 5:00 p.m.** Beginning June 17, 2026, a draft of the proposed Action Plan and a related summary will be available for download on the Travis County CDBG webpage at <https://www.traviscountytexas.gov/health-human-services/cdbg> or available for review at any of the six Travis County Community Centers listed below:

Travis County Community Center at Del Valle	3518-D FM South 973, Del Valle, TX 78617
Travis County Community Center at Pflugerville	15822 Foothills Farm Loop, Bldg. D, Pflugerville, TX 78660
Travis County Community Center at Oak Hill	8656-A Hwy 71 W., Suite A, Austin, TX 78735
Travis County Community Center at Jonestown	18649 FM 1431, Jonestown, TX 78645
Travis County Community Center at Manor	600 W. Carrie Manor, Manor, TX 78653
Travis County Community Center at Central Austin	5325 Airport Boulevard, Austin, Texas 78751

#### PUBLIC HEARING

The public can provide their comments by participating in a Public Hearing scheduled for **Tuesday, July 14, 2026 at 9:00 a.m.** at Travis County Commissioners Courtroom, 700 Lavaca St., First Floor, Austin, Texas 78701. Members of the public who wish to participate may appear in person or register in advance to speak remotely. The online registration portal will be open from 8:00 p.m. two nights before the meeting until 8:00 a.m. on the day of the meeting. Information and links to the registration form are available on the Commissioners Court webpage at: <https://www.traviscountytexas.gov/commissioners-court>. The public can view the public hearing session online via a link that will be active by 9:00 a.m. on the day of the public hearing, by clicking on the Commissioners Court Voting Session link for the public hearing date at: <https://traviscotx.civicclerk.com/web/home.aspx>.

#### MAILING YOUR COMMENTS

The public can also mail their comments to: CDBG Program, Travis County, HHS, P.O. Box 1748, Austin, TX 78767 or e-mail them to the CDBG program at: [cdbg@traviscountytexas.gov](mailto:cdbg@traviscountytexas.gov)

Travis County is committed to compliance with the Americans with Disabilities Act (ADA) and Section 504 of the Rehabilitation Act of 1973, as amended. Reasonable modifications and equal access to communications will be provided upon request. Please call 512-854-3460 for assistance. To request that an American Sign Language or Spanish interpreter be present at the public hearing, please contact CDBG staff at least five business days in advance.



## Travis County Health and Human Services

P.O. Box 1748, Austin, Texas 78767

(512) 854-3460 Fax (512) 854-7140

### EL PROGRAMA DE SUBVENCIÓN EN BLOQUE PARA EL DESARROLLO COMUNITARIO (CDBG) EL PROGRAMA DE ASOCIACIONES DE INVERSIÓN EN LA VIVIENDA (HOME) DEL CONDADO DE TRAVIS

## Invitación a Comentar sobre el Plan de Acción del AP26

El Condado de Travis es elegible para recibir un estimado de \$1,787,382 en fondos del Programa de Subvención en Bloque para el Desarrollo Comunitario (CDBG) y un estimado de \$567,775.74 en fondos del Programa de Asociaciones de Inversión en la Vivienda ("HOME") del Departamento de Vivienda y Desarrollo Urbano de los Estados Unidos (HUD), para beneficiar a residentes de ingresos bajos y moderados del Condado de Travis que viven en las áreas no incorporadas del condado o en Bee Cave, Creedmoor, Lago Vista, Lakeway, Manor, San Leanna, Sunset Valley, Webberville y West Lake Hills. Los fondos corresponden al Año Programático 2026 (AP26), del 1 de octubre de 2026 al 30 de septiembre de 2027. Se ha preparado un Plan de Acción Anual que detalla cómo se utilizarán los fondos durante el AP26.

El público puede comentar sobre el Plan de Acción propuesto para el AP26 asistiendo a la audiencia pública o enviando sus comentarios por escrito por correo postal o a través de correo electrónico (e-mail).

#### PERÍODO DE COMENTARIOS Y DOCUMENTO EN BORRADOR

Los comentarios se aceptarán durante un período de 30 días, **a partir del 17 de junio de 2026 a las 8:00 a. m. y hasta el 20 de julio de 2026 a las 5:00 p. m.** A partir del 17 de junio de 2026, un borrador del Plan de Acción propuesto y un resumen relacionado estarán disponibles para su descarga en la página web del programa CDBG del Condado de Travis en: <https://www.traviscountytexas.gov/health-human-services/cdbg/espanol>, o estarán disponibles para su revisión en cualquiera de los siguientes seis Centros Comunitarios del Condado de Travis:

Travis County Community Center at Del Valle	3518-D FM South 973, Del Valle, TX 78617
Travis County Community Center at Pflugerville	15822 Foothills Farm Loop, Bldg. D, Pflugerville, TX 78660
Travis County Community Center at Oak Hill	8656-A Hwy 71 W., Suite A, Austin, TX 78735
Travis County Community Center at Jonestown	18649 FM 1431, Jonestown, TX 78645
Travis County Community Center at Manor	600 W. Carrie Manor, Manor, TX 78653
Travis County Community Center at Central Austin	5325 Airport Boulevard, Austin, Texas 78751

#### AUDIENCIA PÚBLICA

El público puede presentar sus comentarios participando en una Audiencia Pública programada para el **martes 14 de julio de 2026 a las 9:00 a. m.**, en la Sala de Audiencias de la Corte de Comisionados del Condado de Travis, ubicada en 700 Lavaca St., Primer Piso, Austin, Texas 78701. Los miembros del público que deseen participar pueden asistir en persona o registrarse con anticipación para hablar de manera remota. El portal de registro en línea estará abierto desde las 8:00 p. m. dos noches antes de la reunión hasta las 8:00 a. m. del día de la reunión. La información y los enlaces al formulario de registro están disponibles en la página web de la Corte de Comisionados en: <https://www.traviscountytexas.gov/commissioners-court>. El público podrá ver la sesión de la audiencia pública en línea mediante un enlace que estará activo, a más tardar, a las 9:00 a. m. del día de la audiencia pública, haciendo clic en el enlace de la Sesión de Votación de la Corte de Comisionados correspondiente a la fecha de la audiencia pública en: <https://traviscotx.civicclerk.com/web/home.aspx>.

#### ENVÍO DE COMENTARIOS

El público también puede enviar sus comentarios por correo postal a: CDBG Program, Travis County HHS, P.O. Box 1748, Austin, TX 78767; o bien, por correo electrónico al programa de CDBG en: [cdbg@traviscountytexas.gov](mailto:cdbg@traviscountytexas.gov)

El Condado de Travis está comprometido a cumplir con la Ley de Americanos con Discapacidades (ADA) y con la Sección 504 de la Ley de Rehabilitación de 1973, según su enmienda. Al solicitarlo, se proporcionarán modificaciones razonables e igual acceso a comunicaciones. Si necesita ayuda, por favor llame al 512-854-3460. Para solicitar que un intérprete de Lenguaje Americano por Signos (American Sign Language) o en español esté presente durante la audiencia pública, por favor comuníquese con personal de CDBG al menos cinco (5) días de negocio antes de la fecha de la audiencia.



# APPENDIX B

## *PROJECTS & ALTERNATE PROJECTS*

## OVERVIEW OF PROJECT SELECTION PROCESS

### *Project Submission Process*

For the Program Year 2026 (PY26) Action Plan, information on community needs was gathered through a variety of mechanisms. The public and service providers had the opportunity to provide input by completing a survey or speaking at a public hearing. In addition, residents were invited to request and/or attend neighborhood or community meetings, and organizations were invited to participate in consultation meetings with CDBG/HOME staff. Two neighborhood/community meetings were requested and conducted (as described below) and one person commented during the needs assessment public hearing on the need of housing repair resources for low-income homeowners, which may fall under infrastructure or housing, depending upon the specific activity.

Additionally, 465 residents and eight (8) agencies (17 individual responses) for a total of 482 completed the needs assessment survey, four (4) stakeholder agencies completed a consultation survey, and one-one-one consultations were conducted. CDBG/HOME Staff attended community outreach events, including city council meetings. The information collected helped determine community needs for the PY26 Action Plan and the selection of projects for CDBG and HOME funds.

### *Project Evaluation Criteria*

During the PY26 Action Plan project proposal period, sixteen (16) new applications were submitted—twelve (12) from individual members of the public, three (3) from organizations, and one (1) from Travis County Transportation and Natural Resources. In addition, one (1) project was carried forward from the PY25 Action Plan proposal cycle, where it had been pending additional information. Because the carried-forward project is substantially similar in scope to one of the PY26 submissions, they were considered one (1) distinct project for review purposes. In total, sixteen (16) distinct project proposals were reviewed.

The CDBG/HOME Office staff assessed whether potential projects met one of HUD’s national objectives (e.g., project benefits low-to-moderate income (LMI) residents, etc.), were eligible CDBG and HOME activities, and were feasible to complete in a timely manner. CDBG/HOME staff then evaluated the projects according to the following criteria utilizing a standardized scoring model:

- **Addresses a high priority goal of the Strategic Plan:** Projects addressing one of the high priority categories identified in the strategic (consolidated) plan are given priority (see Figure 1 below.)
- **Feasibility of project:** Projects that have the potential to be implemented and completed within 18 months receive a more favorable review. Phased projects for which 12-18 months of work would leave an incomplete project with little to no impact are considered with less priority.
- **Impacts a significant number of households:** Project scope and the number of people benefiting are considered to determine the level of project impact.
- **Leverages/matches with funding from another source:** Projects that utilize other funds (federal, state, local, private) and public/private joint efforts receive a more favorable review.

Figure 1. Priorities for the PY24-28 Consolidated Plan

CDBG Category	CDBG Ranking	HOME Category	HOME Ranking
Infrastructure	High	Affordable Housing (for purchase)	High
Housing Needs (Home Rehab)	High	Homeowner Assistance	High
Community Services/Public Services	Low	Affordable Housing (for rent)	Low
Disaster Recovery, Resiliency, Emergency Management	Low	Transitional/Supportive Housing	Low
Public Buildings and Facilities	Low	Home Energy Efficiency Improvements	Low
Populations with Specialized Needs	Low	Mobile Home Rehab	Low
Business and Jobs	Low	Lead-Based Paint Hazards	Low
Planning & Capacity Building Activities	Low	Foreclosure Prevention Assistance	Low
		Mold Removal/ Remediation	Low

*\*Note: A revision to the PY24–28 priorities is currently being proposed through a pending Substantial Amendment. As a result, the information presented in this figure is expected to be updated in the final version, subject to approval of the amendment.*

After using the project evaluation criteria to identify recommended projects, projects have been evaluated from the perspective of the Central Texas Assessment of Fair Housing (“Fair Housing Plan”) to determine if the project addresses at least one of the Fair Housing Action Items identified in the Fair Housing Plan for Travis County. If so, it may be prioritized over a project that does not.

Based on the surveys, residents’ top three priorities were community/public services, housing, and public buildings/facilities, whereas organizations listed the top three priorities as housing, community/public services, and populations with special needs.

Ultimately, infrastructure is consistently an ongoing urgent need for citizens. Public services are also needed related to the lingering effects of COVID-19 remain heightened. The Travis County CDBG/HOME Office continues to address public services through current projects receiving COVID-19 funding.

The Action Plan also includes approved or pre-identified alternate projects. This allows for the pre-planning of unforeseen incidents and allows the CDBG/HOME program to utilize the funds in a timely manner toward pre-identified alternate projects. This saves resources, including time and money, that would otherwise be used to add or delete projects through the customary Substantial Amendment process described in the Citizen Participation Plan.

Based on the project evaluation criteria approach mentioned above, of the sixteen (16) distinct project proposals received, two (2) infrastructure projects are eligible and recommended for funding, including the TNR Substandard Roads Program, which has been structured into multiple subprojects and may be implemented in phases. One project aligns with an existing PY25-funded effort; additional funding is recommended to support construction. Two (2) additional infrastructure projects are eligible and included in this Action Plan as alternate projects and may be funded if additional resources become available.

## PROJECTS

The following are the CDBG and HOME projects and alternates approved for the PY26 Action Plan.

### **Project #1: TNR Substandard Roads Program: Summit Drive and Thomas Sinclair Blvd - \$150,000 (Design & Engineering and Construction)**

**Project Description:** This project area is in significant need of road improvements due to increasing traffic from residents and neighboring communities. The roads, previously marked by patchwork repairs and uneven lanes, need renovations to ensure safer commutes. The project will include improvements to Summit Drive and Thomas Sinclair Blvd, with the final scope and limits of improvements subject to change based on design results, project needs, and available funding. Due to the area’s rapid growth, these improvements are critical for enhancing the travel experience and addressing road deterioration, which is currently posing a risk on daily commutes.

The improvements are expected to impact 3,831 people. The project serves block groups that are between 57.1% and 91.5% low- to moderate-income (LMI). The project is being completed in two phases. The first phase of design & engineering (D&E) will utilize PY26 grant funds. The final scheduling and funding of street construction will be based on the results of the design work for the project. This project may evolve to include additional Travis County TNR substandard roads taskforce projects, if eligible for CDBG funding.

**Figure 2. Project #1 - General Project Information**

<b>CDBG Funding</b>	\$150,000 (D&E and Construction)
<b>Leverage Funding</b>	Travis County Transportation and Natural Resources Substandard Roads Program
<b>Program Delivery</b>	Travis County Transportation and Natural Resources Department
<b>Program Oversight</b>	Travis County Health and Human Services
<b>Estimated Start/Completion Date</b>	October 1 <sup>st</sup> , 2026 - September 30 <sup>th</sup> , 2027
<b>Location</b>	Precinct 1/Census Tracts 451 and 430 in the Travis County CDBG/HOME service area

**Figure 3. Project #1 - Priority & Performance Measurement Information (HUD-prescribed)**

<b>Priority Need Category</b>	Infrastructure	<b>Project</b>	Street Improvements
<b>Eligible Activity</b>	Street Improvements	<b>Outcome Category</b>	Sustainability
<b>Objective Category</b>	Suitable Living Environment	<b>Specific Objective</b>	Improve quality of public infrastructure for lower income person
<b>Citation</b>	\$570.201 (c)	<b>Accomplishment</b>	3,831 individuals
<b>Eligibility</b>	LMA	<b>Matrix Code</b>	03K Street Improvements
<b>Priority in the PY24-28 Strategic Plan</b>	High	<b>Travis County SAP #</b>	To Be Determined

## Project #2: TNR Substandard Roads Program: Gilbert Road - \$150,000 (Design & Engineering and Construction)

**Project Description** This project area is in significant need of road improvements due to increasing traffic from residents and neighboring communities. The roads, previously marked by patchwork repairs and uneven lanes, need renovations to ensure safer commutes. The project will include improvements to Gilbert Road, with the final scope and limits of improvements subject to change based on design results, project needs, and available funding. Due to the area’s rapid growth, these improvements are critical for enhancing the travel experience and addressing road deterioration, which is currently posing a risk on daily commutes.

The improvements are expected to impact an immediately proximate population of 2,278. The project is in a block group that is 58% low- to moderate-income (LMI). The project is being completed in two phases. The first phase of design & engineering (D&E) will utilize PY26 grant funds. The final scheduling and funding of street construction will be based on the results of the design work for the project. This project may evolve to include additional Travis County TNR substandard roads taskforce projects, if eligible for CDBG funding.

Figure 4. Project #2 - General Project Information	
<b>CDBG Funding</b>	\$150,000 (D&E and construction)
<b>Leverage Funding</b>	Travis County Transportation and Natural Resources Substandard Roads Program
<b>Program Delivery</b>	Travis County Transportation and Natural Resources Department
<b>Program Oversight</b>	Travis County Health and Human Services
<b>Estimated Start/Completion Date</b>	October 1 <sup>st</sup> , 2026 - September 30 <sup>th</sup> , 2027
<b>Location</b>	Precinct 1/Census Tract 22.15in the Travis County CDBG/HOME service area

Figure 5. Project #2 - Priority & Performance Measurement Information (HUD-prescribed)			
<b>Priority Need Category</b>	Infrastructure	<b>Project</b>	Street Improvements
<b>Eligible Activity</b>	Street Improvements	<b>Outcome Category</b>	Sustainability
<b>Objective Category</b>	Suitable Living Environment	<b>Specific Objective</b>	Improve quality of public infrastructure for lower income person
<b>Citation</b>	§570.201 (c)	<b>Accomplishment</b>	2,278 individuals
<b>Eligibility</b>	LMA	<b>Matrix Code</b>	03K Street Improvements
<b>Priority in the PY24-28 Strategic Plan</b>	High	<b>Travis County SAP #</b>	To Be Determined

### Project #3: TNR Substandard Roads Program: Century Street and Grand Street - \$150,000 (Design & Engineering and Construction)

**Project Description:** This project area is in significant need of road improvements due to increasing traffic from residents and neighboring communities. The roads, previously marked by patchwork repairs and uneven lanes, need renovations to ensure safer commutes. The project will include improvements to Century Street and Grand Street, with the final scope and limits of improvements subject to change based on design results, project needs, and available funding. Due to the area’s rapid growth, these improvements are critical for enhancing the travel experience and addressing road deterioration, which is currently posing a risk on daily commutes.

The improvements are expected to impact 1,401 people. The project is in a block group that is 63.8% low- to moderate-income (LMI). The project is being completed in two phases. The first phase of design & engineering (D&E) will utilize PY26 grant funds. The final scheduling and funding of street construction will be based on the results of the design work for the project. This project may evolve to include additional Travis County TNR substandard roads taskforce projects, if eligible for CDBG funding.

Figure 6. Project #3 - General Project Information	
<b>CDBG Funding</b>	\$150,000 (D&E and construction)
<b>Leverage Funding</b>	Travis County Transportation and Natural Resources Substandard Roads Program
<b>Program Delivery</b>	Travis County Transportation and Natural Resources Department
<b>Program Oversight</b>	Travis County Health and Human Services
<b>Estimated Start/Completion Date</b>	October 1 <sup>st</sup> , 2026 - September 30 <sup>th</sup> , 2027
<b>Location</b>	Precinct 1/Census Tract 465 in the Travis County CDBG/HOME service area

Figure 7. Project #3 - Priority & Performance Measurement Information (HUD-prescribed)			
<b>Priority Need Category</b>	Infrastructure	<b>Project</b>	Street Improvements
<b>Eligible Activity</b>	Street Improvements	<b>Outcome Category</b>	Sustainability
<b>Objective Category</b>	Suitable Living Environment	<b>Specific Objective</b>	Improve quality of public infrastructure for lower income person
<b>Citation</b>	§570.201 (c)	<b>Accomplishment</b>	1,401 individuals
<b>Eligibility</b>	LMA	<b>Matrix Code</b>	03K Street Improvements
<b>Priority in the PY24-28 Strategic Plan</b>	High	<b>Travis County SAP #</b>	To Be Determined

## Project #4: Creedmoor Right-of-Way Improvements - \$600,000 (Construction)

**Project Description:** The City of Creedmoor is in significant need of road improvements due to increasing traffic from residents and neighboring communities. The roads, previously marked by patchwork repairs and uneven lanes, need renovations to ensure safer commutes. The project will tentatively include improvements to Williamson Road, Turnersville Road, Creede Lane, Miller Lane, and Evelyn Road. This list of road segments may change based on availability of funds among other variables within the City of Creedmoor. Due to the city’s rapid growth, these improvements are critical for enhancing the travel experience and addressing road deterioration, which is currently posing a risk on daily commutes.

The improvements are expected to impact 1,997 people. The project is in a block group that is 77.20% low- to moderate-income (LMI). The project is being completed in two phases. The first phase funded by the City of Creedmoor includes design services and environmental assessment. Construction will be completed during the second phase of the project with previously allocated PY25 funds and PY26 grant funds. The final scheduling and funding of street construction will be based on the results of the design work for the project. This project may evolve to include additional Travis County TNR substandard roads taskforce projects, if eligible for CDBG funding.

Figure 8. Project #4 - General Project Information	
<b>CDBG Funding</b>	\$600,000 (Construction)
<b>Leverage Funding</b>	City of Creedmoor funding design and engineering
<b>Program Delivery</b>	Travis County Transportation and Natural Resources Department
<b>Program Oversight</b>	Travis County Health and Human Services
<b>Estimated Start/Completion Date</b>	October 1 <sup>st</sup> , 2026 - September 30 <sup>th</sup> , 2027
<b>Location</b>	City of Creedmoor/Census Tracts 24.32 and 24.34 in the Travis County CDBG/HOME service area

Figure 9. Project #4 - Priority & Performance Measurement Information (HUD-prescribed)			
<b>Priority Need Category</b>	Infrastructure	<b>Project</b>	Street Improvements
<b>Eligible Activity</b>	Street Improvements	<b>Outcome Category</b>	Sustainability
<b>Objective Category</b>	Suitable Living Environment	<b>Specific Objective</b>	Improve quality of public infrastructure for lower income person
<b>Citation</b>	§570.201 (c)	<b>Accomplishment</b>	1,997 individuals
<b>Eligibility</b>	LMA	<b>Matrix Code</b>	03K Street Improvements
<b>Priority in the PY24-28 Strategic Plan</b>	High	<b>Travis County SAP #</b>	To Be Determined

## Project #5: Home Rehabilitation and Septic Repair Program - \$200,000

**Project Description:** This ongoing project will fund minor home repair services and/or septic system installation, replacement or repair for low- and moderate-income homeowners in the CDBG service area to move homes towards Housing Quality Standards. The program seeks to improve energy efficiency, physical living conditions, and safety in owner-occupied homes. The project provides a grant of up to \$24,999 to eligible homeowners for approved repairs. Examples of potential improvements will be outlined in the Travis County CDBG Program Home Rehabilitation Program Guidelines.

These funds are targeted toward homeowners at or below 80% area median income (AMI) in the CDBG service area. The home rehab program will go through a competitive procurement process per 2 CFR 200, to identify a Program Operator. Funding allocation will be distributed for project delivery and construction costs as specified in the project scope of work.

Figure 10. Project #5—General Project Information	
<b>CDBG Funding</b>	\$200,000
<b>Leverage Funding</b>	Yes – Program Administrator has multiple fund sources that can be stacked to provide holistic repair to homes.
<b>Program Delivery</b>	Meals on Wheels and More, Inc.
<b>Program Oversight</b>	Travis County Health and Human Services
<b>Estimated Start/Completion Date</b>	October 1 <sup>st</sup> , 2026 - September 30 <sup>th</sup> , 2027
<b>Location</b>	Eligible home rehabilitation and septic projects in the Travis County CDBG service area

Figure 11. Project #5—Priority & Performance Measurement Information (HUD-prescribed)			
<b>Priority Need Category</b>	Owner Occupied Housing	<b>Project</b>	Rehabilitation of existing units
<b>Eligible Activity</b>	Rehabilitation	<b>Outcome Category</b>	Availability/Accessibility
<b>Objective Category</b>	L/M Income Housing	<b>Specific Objective</b>	Improve the quality of owner-occupied housing
<b>Citation</b>	§570.202	<b>Accomplishment</b>	An estimated 10 households will benefit
<b>Eligibility</b>	L/M Income Housing (80% AMI)	<b>Matrix Code</b>	14A, Rehabilitation, Single Unit Residential 14H Rehabilitation Project Delivery
<b>Priority in the PY24-28 Strategic Plan</b>	High	<b>Travis County SAP #</b>	To Be Determined

## Project #6: “General Infrastructure” - \$170,696

**Project Description:** “General Infrastructure” funds may be used to complete a project that would be eligible per 24 CFR 570.201(c). Funds may be spent on phase 1 expenditures such as design and environmental costs as well as partially or fully fund phase 2 construction expenditures. Right-of-way project types may include but are not limited to street/sidewalk improvements, water/wastewater/sewer improvements, and drainage. Upon receipt of a viable and eligible project that meets a national objective and serves LMI clients in the Travis County CDBG service area, the action plan will be amended to include the project specifics.

Figure 12. Project #6—General Project Information	
<b>CDBG Funding</b>	\$170,696
<b>Leverage Funding</b>	Multiple General Infrastructure projects may leverage funds from partners and/or other Travis County departments.
<b>Program Delivery</b>	Travis County Transportation and Natural Resources Department
<b>Program Oversight</b>	Travis County Health and Human Services
<b>Estimated Start/Completion Date</b>	October 1 <sup>st</sup> , 2026 – September 30 <sup>th</sup> , 2027
<b>Location</b>	Multiple locations within the Travis County CDBG service area

Figure 13. Project #6—Priority & Performance Measurement Information (HUD-prescribed)			
<b>Priority Need Category</b>	Infrastructure	<b>Project</b>	See list of potential projects below
<b>Eligible Activity</b>	Multiple (See Matrix Code section below)	<b>Outcome Category</b>	Availability/Accessibility and Sustainability
<b>Objective Category</b>	L/M Area Benefit	<b>Specific Objective</b>	Improve quality of public infrastructure for low- to moderate-income persons
<b>Citation</b>	§570.201(c)	<b>Accomplishment</b>	Estimate: 10,000-15,000
<b>Eligibility</b>	L/M Area Benefit (51% or more LMI persons)	<b>Matrix Code</b>	03F Parks, Recreational Facilities 03I Flood Drainage Improvements 03J Water/Sewer Improvements 03K Street Improvements, or 03L Sidewalk Improvements
<b>Priority in the PY24-28 Strategic Plan</b>	High	<b>Travis County SAP #</b>	To Be Determined

## Project #7: CDBG PY26 Administrative & Planning Expenses – \$355,173

**Project Description:** The funds allocated for administration will pay for the operating expenses associated with the grant including office supplies, training, contracted services, interpreting, fair housing activities, membership, the Consolidated Plan and Action Plan, annual report, reporting, and other business-related expenses. Additionally, the funds will pay for a portion of the salaries for one Planning Project Manager (80% CDBG/20% HOME), one CDBG Senior Planner (80% CDBG), and an Administrative Associate position (100% CDBG).

If funding permits, the CDBG/HOME Office will add an additional planner position or an additional admin. associate or admin. assistant, which may be funded fully or partially by CDBG (or partially or fully funded by HOME). These positions are responsible for project development, action plan and annual report development, monitoring, and reporting and other tasks relating to administration and planning.

Figure 14. Project #4 - General Project Information	
<b>CDBG Funding</b>	\$355,173
<b>Leverage Funding</b>	Travis County General Fund estimated \$TBD
<b>Program Delivery</b>	Travis County Health and Human Services
<b>Program Oversight</b>	Travis County Health and Human Services
<b>Expected Start/Completion Date</b>	October 1 <sup>st</sup> , 2026 - September 30 <sup>th</sup> , 2027
<b>Location</b>	Not Applicable

Figure 15. Project #4 - Priority & Performance Measurement Information (HUD-prescribed)			
<b>Priority Need Category</b>	Not Applicable	<b>Project</b>	Program Administration
<b>Eligible Activity</b>	General Program Administration	<b>Outcome Category</b>	Not Applicable
<b>Objective Category</b>	Not Applicable	<b>Specific Objective</b>	Not Applicable
<b>Citation</b>	§570.206	<b>Accomplishment</b>	Other, Effective administration of the grant
<b>Eligibility</b>	Not Applicable	<b>Matrix Code</b>	21A General Program Administration
<b>Priority in the PY24-28 Strategic Plan</b>	Not Applicable	<b>Travis County SAP #</b>	To Be Determined

## Alternate Project #1: Disaster Response Interim Assistance – up to \$100,000

**Project Description:** Since 2011, Travis County has increasingly experienced disasters either from flooding or wildfires. To facilitate a quick response, this alternate project is available to enact, should it be needed. HUD has provided specific guidance about interim assistance and disaster response activities. Below is a summary that explains when and under what conditions these types of activities qualify for CDBG funds.

**Activities:** The types of activities that may be considered are street repairs, sidewalks, publicly owned utilities, and public buildings (excluding parks or playgrounds); special garbage, trash or debris removal; and clearing of streets (e.g., of snow, debris, etc.). If funded, this project will use one of two National Objectives for this project. If the area qualifies as low-to-moderate income, it will use the Low to Moderate Income Area (LMA) Benefit as the national objective. If not, the project will use the urgent need national objective. The work will be completed by County employees and/or contractors and will be overseen by one of the following County Departments: Travis County Transportation and Natural Resources Department, Health and Human Services, or Emergency Services.

**Figure 16. Alternate Project #1—General Project Information**

<b>CDBG Funding</b>	Up to \$100,000
<b>Leverage Funding</b>	TBD – Possibly FEMA
<b>Program Delivery</b>	Contractor and/or Travis County Staff
<b>Program Oversight</b>	Travis County Health and Human Services, Transportation and Natural Resources, and/or Emergency Services
<b>Estimated Start/ Completion Date</b>	October 1 <sup>st</sup> , 2026 to September 30 <sup>th</sup> , 2027
<b>Location</b>	CDBG Service Area (wherever a disaster may occur). More detailed information will be provided if the project is needed.

**Figure 17. Alternate Project #1—Priority & Performance Measurement Information (HUD–prescribed)**

<b>Priority Need Category</b>	Infrastructure or Public Facility	<b>Project</b>	Disaster Response
<b>Eligible Activity</b>	Interim Activity	<b>Outcome Category</b>	Availability/Accessibility
<b>Objective Category</b>	Suitable Living Environment	<b>Specific Objective</b>	Address health and safety conditions to create a suitable living environment after a state or federally declared disaster.
<b>Citation</b>	§570.201(f)	<b>Accomplishment</b>	TBD if/when a project is identified
<b>Eligibility</b>	L/M Area Benefit or Urgent Needs	<b>Matrix Code</b>	06 Interim Assistance
<b>Priority in the PY24-28 Strategic Plan</b>	High/Infrastructure Low/Public Facility	<b>Travis County SAP #</b>	To Be Determined

## Alternate Project #2: Eastern Crescent Street Lights – up to \$150,000

Project Description: The Eastern Crescent Street Lights Project was developed in response to community-identified concerns regarding limited street lighting, roadway safety, pedestrian activity, and increasing traffic volumes in Eastern Travis County. The project proposes eligible public infrastructure improvements through the installation of streetlighting infrastructure in coordination with local electric utility. The initiative is intended to support durable and sustainable street improvements along roadways and neighborhood corridors where accidents, particularly those involving pedestrians, multimodal users, or nighttime travel conditions, have been identified as ongoing concerns. The project is intended to improve visibility, accessibility, and public safety for residents, pedestrians, bicyclists, transit users, and motorists in underserved areas of Eastern Travis County. Streetlight activities are categorized within Street Improvements (Matrix Code 03K). Below is a summary that explains when and under what conditions these types of activities qualify for CDBG funds.

**Activities:** The types of activities that may be considered are streetlight installations with Austin Energy or another local electric utility serving as project lead. Siting of lights will occur with quantitative data and collaboration with area residents and stakeholders. The work will be completed by County employees, electric utility employees and/or contractors and will be overseen by Travis County Health and Human Services in partnership with Austin Energy or another local electric utility. Projects will only include streetlights that have a strong maintenance policy and resources in place to ensure this investment is positioned to best serve the public for many years.

**Figure 18. Alternate Project #2—General Project Information**

<b>CDBG Funding</b>	Up to \$150,000
<b>Leverage Funding</b>	TBD – Possibly Austin Energy
<b>Program Delivery</b>	Contractor and/or Travis County Staff
<b>Program Oversight</b>	Travis County Health and Human Services, Austin Energy
<b>Estimated Start/ Completion Date</b>	October 1 <sup>st</sup> , 2026 to September 30 <sup>th</sup> , 2027
<b>Location</b>	Precincts 1 and 4/CDBG Service Area east of Interstate 35. More detailed information will be provided if the project is needed.

**Figure 19. Alternate Project #2—Priority & Performance Measurement Information (HUD-prescribed)**

<b>Priority Need Category</b>	Infrastructure or Public Facility	<b>Project</b>	Eastern Crescent Street Lights
<b>Eligible Activity</b>	Street Improvements	<b>Outcome Category</b>	Availability/Accessibility and Sustainability
<b>Objective Category</b>	Suitable Living Environment	<b>Specific Objective</b>	Improve quality of public infrastructure for lower income person
<b>Citation</b>	§570.201(f)	<b>Accomplishment</b>	TBD if/when a project is identified
<b>Eligibility</b>	L/M Area Benefit or Urgent Needs	<b>Matrix Code</b>	03K Street Improvements
<b>Priority in the PY24-28 Strategic Plan</b>	High/Infrastructure	<b>Travis County SAP #</b>	To Be Determined

### Alternate Project #3: Manor Dog Park – up to \$100,000

**Project Description:** CDBG has received project proposals from a Manor area resident. CDBG staff noted that the City of Manor completed their Destination 2050 comprehensive plan in December 2022 showing demand for an off-leash dog park. A priority action item is to add a dog park to Timmerman Park, but a new park master plan is required first. Siting the project within the city limits at an existing park will ensure long-term maintenance and control by the City of Manor vs. necessitating a longer process of land acquisition, more extensive construction of supporting infrastructure, and acceptance of management responsibility by Travis County Parks. Below is a summary that explains when and under what conditions these types of activities qualify for CDBG funds.

**Activities:** Provide funding for the planning, design, and construction of a dog park within the City of Manor. Project will be in one of Manor’s census blocks ranging from 52.9% to 79.0% low- to moderate-income and serve at least 14,479 individuals in those census tracts. Practically speaking, all of Manor’s residents and those from surrounding areas will be able to utilize this amenity.

Figure 20. Alternate Project #3—General Project Information	
<b>CDBG Funding</b>	Up to \$100,000
<b>Leverage Funding</b>	TBD – City of Manor
<b>Program Delivery</b>	Contractor and/or Travis County or City of Manor Staff
<b>Program Oversight</b>	Travis County Health and Human Services, City of Manor
<b>Estimated Start/ Completion Date</b>	October 1 <sup>st</sup> , 2026 to September 30 <sup>th</sup> , 2027
<b>Location</b>	Precinct 1/Census Tract 458, 22.17, 22.18 or 22.19 within the CDBG Service Area in Manor. More detailed information will be provided if the project is needed.

Figure 21. Alternate Project #3—Priority & Performance Measurement Information (HUD–prescribed)			
<b>Priority Need Category</b>	Infrastructure or Public Facility	<b>Project</b>	Manor Dog Park
<b>Eligible Activity</b>	Parks, Recreational Facilities	<b>Outcome Category</b>	Availability/Accessibility
<b>Objective Category</b>	Suitable Living Environment	<b>Specific Objective</b>	Improve quality of public infrastructure for lower income person
<b>Citation</b>	§570.201(f)	<b>Accomplishment</b>	14,479 individuals
<b>Eligibility</b>	L/M Area Benefit or Urgent Needs	<b>Matrix Code</b>	03F Parks, Recreational Facilities
<b>Priority in the PY24-28 Strategic Plan</b>	High/Infrastructure Low/Public Facility	<b>Travis County SAP #</b>	To Be Determined

**HOME Project #1: PY26 New Construction (single-family detached) - Up to \$476,669.43** *(aggregate funding; project allocation to be determined by project)*

**Project Description:** Provide funding for the construction of affordable housing for income eligible first-time homebuyers. An affordability period will be required for HOME funds received.

**Activities:** Provide funding for the construction of affordable housing for income-eligible first-time homebuyers. An affordability period will be required for HOME funds received.

<b>Figure 22. HOME Project #1—General Project Information</b>	
<b>HOME Funding</b>	Up to \$476,669.43
<b>Leverage Funding</b>	TBD – to be funded along with the Homeowner Assistance project for a combined total (both projects) of up to \$476,669.43 (aggregate funding includes HOME funding, and 25% required non-federal match). Specific project allocation to be determined for each project.
<b>Program Delivery</b>	Contractor, CBDO, and/or Travis County Staff
<b>Program Oversight</b>	Travis County Health and Human Services
<b>Estimated Start/ Completion</b>	October 1 <sup>st</sup> , 2026 to September 30 <sup>th</sup> , 2027
<b>Location</b>	CDBG/HOME Service Area

<b>Figure 23. HOME Project #1—Priority &amp; Performance Measurement Information (HUD-prescribed)</b>			
<b>Priority Need Category</b>	Housing	<b>Project</b>	New Construction (single-family detached)
<b>Eligible Activity</b>	Construction of affordable housing	<b>Outcome Category</b>	Affordability
<b>Objective Category</b>	Activities Benefiting L/M Income Persons	<b>Specific Objective</b>	L/M Income Housing
<b>Citation</b>	24 CFR 92.205(a)(1)	<b>Accomplishment</b>	Number and characteristics of affordable housing constructed (for purchase)
<b>Eligibility</b>	L/M Income Housing	<b>Matrix Code</b>	12 Construction of Housing
<b>Priority in the PY24-28 Strategic Plan</b>	High/Housing	<b>Travis County SAP #</b>	To Be Determined

**HOME Project #2: PY26 Homeowner Assistance (downpayment & affordability gap assistance) – Up to \$476,669.43** *(aggregate funding; project allocation to be determined by project)*

**Project Description:** Provide downpayment assistance or affordability gap assistance for income eligible first-time homebuyers. An affordability period will be required for HOME funds received.

**Activities:** Provide downpayment assistance or affordability gap assistance for income eligible first-time homebuyers. An affordability period will be required for HOME funds received.

<b>Figure 24. HOME Project #2—General Project Information</b>	
<b>HOME Funding</b>	Up to \$476,669.43
<b>Leverage Funding</b>	TBD - to be funded along with the New Construction (single-family detached) project for a combined total (both projects) of up to \$476,669.43 (aggregate funding includes HOME funding, and 25% required non-federal match). Specific project allocation to be determined for each project.
<b>Program Delivery</b>	Contractor and/or Travis County Staff
<b>Program Oversight</b>	Travis County Health and Human Services
<b>Estimated Start/ Completion</b>	October 1 <sup>st</sup> , 2026 to September 30 <sup>th</sup> , 2027
<b>Location</b>	CDBG/HOME Service Area

<b>Figure 25. HOME Project #2—Priority &amp; Performance Measurement Information (HUD-prescribed)</b>			
<b>Priority Need Category</b>	Housing	<b>Project</b>	Homeowner Assistance (Downpayment & Affordability Gap Assistance)
<b>Eligible Activity</b>	Homebuyer Downpayment Assistance - Excluding Housing Counseling	<b>Outcome Category</b>	Affordability
<b>Objective Category</b>	Activities Benefiting L/M Income Persons	<b>Specific Objective</b>	L/M Income Housing
<b>Citation</b>	24 CFR 92.205(a)(1)	<b>Accomplishment</b>	Number of Households Assisted
<b>Eligibility</b>	80% AMI	<b>Matrix Code</b>	05R Homebuyer Downpayment Assistance - Excluding Housing Counseling under 24 CFR 5.100
<b>Priority in the PY24-28 Strategic Plan</b>	High/Housing	<b>Travis County SAP #</b>	To Be Determined

### HOME Project #3: PY26 HOME CHDO Set-asides – \$76,267.11

**Project Description:** Travis County must seek a public-private partnership with a Community Housing Development Organization (CHDO) to administer one or more components of the County’s HOME program funds. This 15% set-aside will comply with 24 CFR § 92.300(a) and 2 CFR Part 200, if required for CHDO selection.

**Activities:** Partner with a qualified Community Housing Development Organization (CHDO) to own, develop, or sponsor affordable housing. Finalize CHDO procedures and ensure compliance with 24 CFR § 92.300(a) and 2 CFR Part 200. Support capacity-building opportunities for local housing nonprofits.

Figure 26. HOME Project #3—General Project Information	
<b>HOME Funding</b>	\$76,267.11
<b>Leverage Funding</b>	TBD – County General Fund
<b>Program Delivery</b>	Travis County Staff
<b>Program Oversight</b>	Travis County Health and Human Services
<b>Estimated Start/ Completion</b>	October 1 <sup>st</sup> , 2026 to September 30 <sup>th</sup> , 2027
<b>Location</b>	Not Applicable

Figure 27. HOME Project #3—Priority & Performance Measurement Information (HUD-prescribed)			
<b>Priority Need Category</b>	Housing	<b>Project</b>	PY25 CHDO Set-asides (HOME) – 15%
<b>Eligible Activity</b>	Housing Development by CHDO	<b>Outcome Category</b>	Affordability
<b>Objective Category</b>	Activities Benefiting L/M Income Persons	<b>Specific Objective</b>	L/M Income Housing
<b>Citation</b>	24 CFR 92.300	<b>Accomplishment</b>	Affordable housing units developed, owned, or sponsored by certified CHDOs
<b>Eligibility</b>	L/M Income Housing	<b>Matrix Code</b>	12 Construction of Housing
<b>Priority in the PY24-28 Strategic Plan</b>	High/Housing	<b>Travis County SAP #</b>	To Be Determined

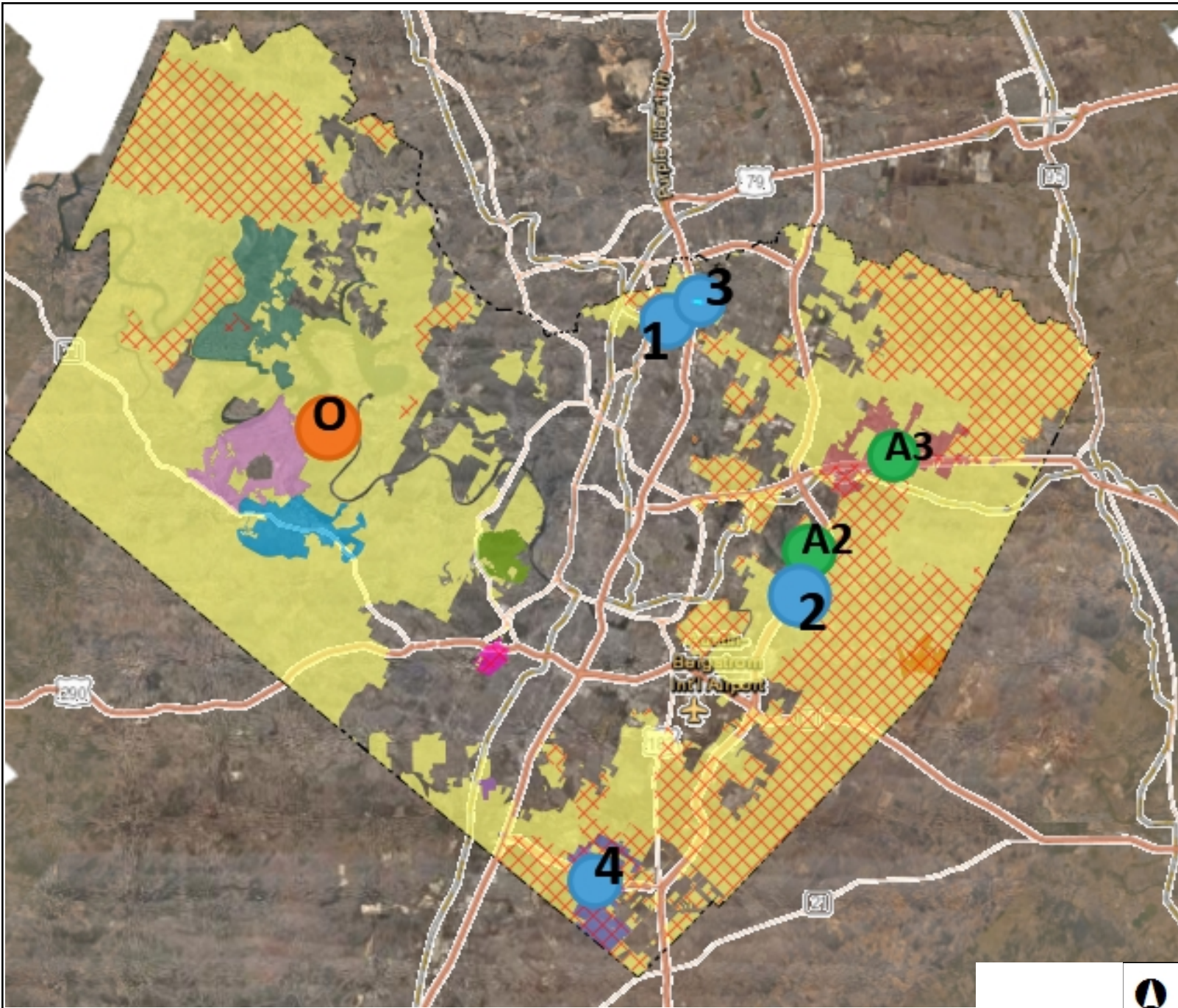
## HOME Project #4: HOME PY26 Administration & Planning – \$50,844.73

**Project Description:** Administration and planning activities.

**Activities:** The funds allocated for administration will pay for the operating expenses associated with the grant including office supplies, training, contracted services, interpreting, fair housing activities, membership, the Consolidated Plan and Action Plan, annual report, reporting, and other business-related expenses. Additionally, the funds will pay for all or a portion of the salaries for one Planning Project Manager (80% CDBG/20% HOME) and a staff member (potentially a new hire if deemed necessary). At this time, the position needed has not yet been determined, but the position may be an administrative associate or Planner to help with the launch, program design, and implementation of the HOME funds. These positions are responsible for project development, action plan and annual report development, monitoring, and reporting and other tasks relating to administration and planning of HOME funds.

Figure 28. HOME Project #4—General Project Information	
<b>HOME Funding</b>	\$50,844.73
<b>Leverage Funding</b>	TBD – County General Fund
<b>Program Delivery</b>	Travis County Staff
<b>Program Oversight</b>	Travis County Health and Human Services
<b>Estimated Start/ Completion</b>	October 1 <sup>st</sup> , 2026 to September 30 <sup>th</sup> , 2027
<b>Location</b>	Not Applicable

Figure 29. HOME Project #4—Priority & Performance Measurement Information (HUD-prescribed)			
<b>Priority Need Category</b>	N/A	<b>Project</b>	PY25 Administration and Planning (HOME) – 10%
<b>Eligible Activity</b>	Administrative and Planning Costs	<b>Outcome Category</b>	N/A
<b>Objective Category</b>	N/A	<b>Specific Objective</b>	N/A
<b>Citation</b>	24 CFR 92.207	<b>Accomplishment</b>	Ensuring that HOME funds are used effectively and efficiently, adhering to program requirements, and reporting on program performance.
<b>Eligibility</b>	N/A	<b>Matrix Code</b>	21A General Program Administration
<b>Priority in the PY24-28 Strategic Plan</b>	N/A	<b>Travis County SAP #</b>	To Be Determined



**Legend**

Percent of Low-to-Moderate (L Block Group in Service Area  
 LMI = or > 51%

**PY25 Incorporated Areas**  
 Bee Cave (PY21 thru PY25 project)  
 Creedmoor (PY20 thru PY25 project)  
 Lago Vista (PY20 thru PY25 project)  
 Lakeway (PY23 thru PY25 projects)  
 Manor (PY25 projects)  
 San Leanna (PY19 thru PY25 project)  
 Sunset Valley (PY24 thru PY25 project)  
 Webberville (PY19 thru PY25 project)  
 West Lake Hills (PY20 thru PY25 project)

All Areas In Unincorporated Tr. (PY25)

- Ongoing Project
- Proposed Projects 1-4
- Alternate Projects 2-3

**TRAVIS COUNTY**

**Notes**

# PY26 Proposed Projects

WGS\_1984\_Web\_Mercator\_Auxiliary\_Sphere  
 © Latitude Geographics Group Ltd.


This map is a user generated static output from an Internet mapping site and is for reference only. Data layers that appear on this map may or may not be accurate, current, or otherwise reliable.  
 THIS MAP IS NOT TO BE USED FOR NAVIGATION



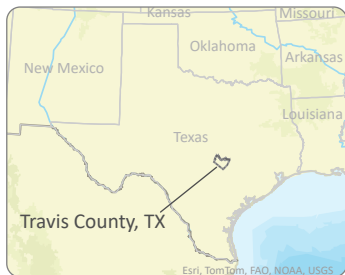
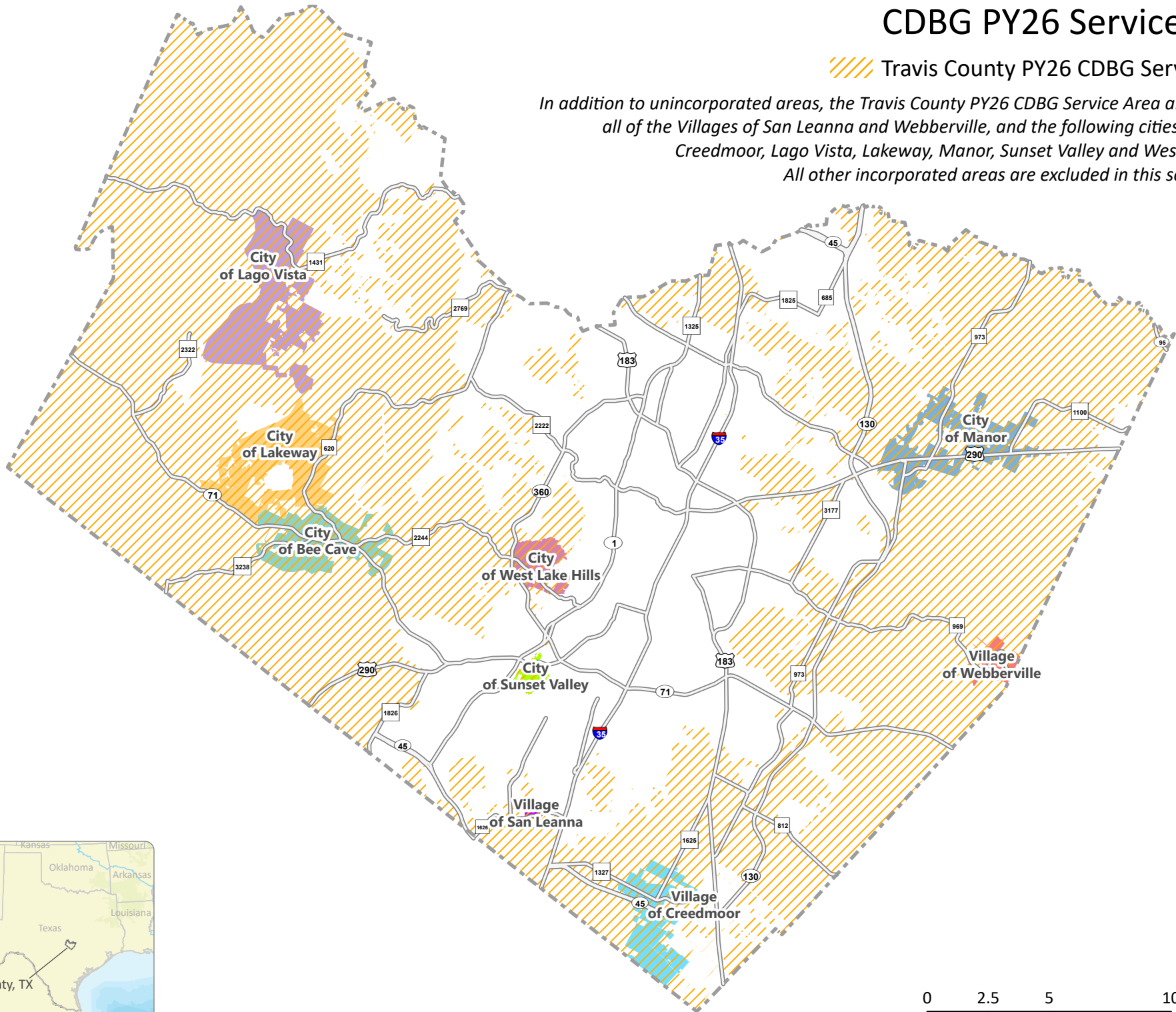
# APPENDIX C

## *MAPS*

# CDBG PY26 Service Area

 Travis County PY26 CDBG Service Area

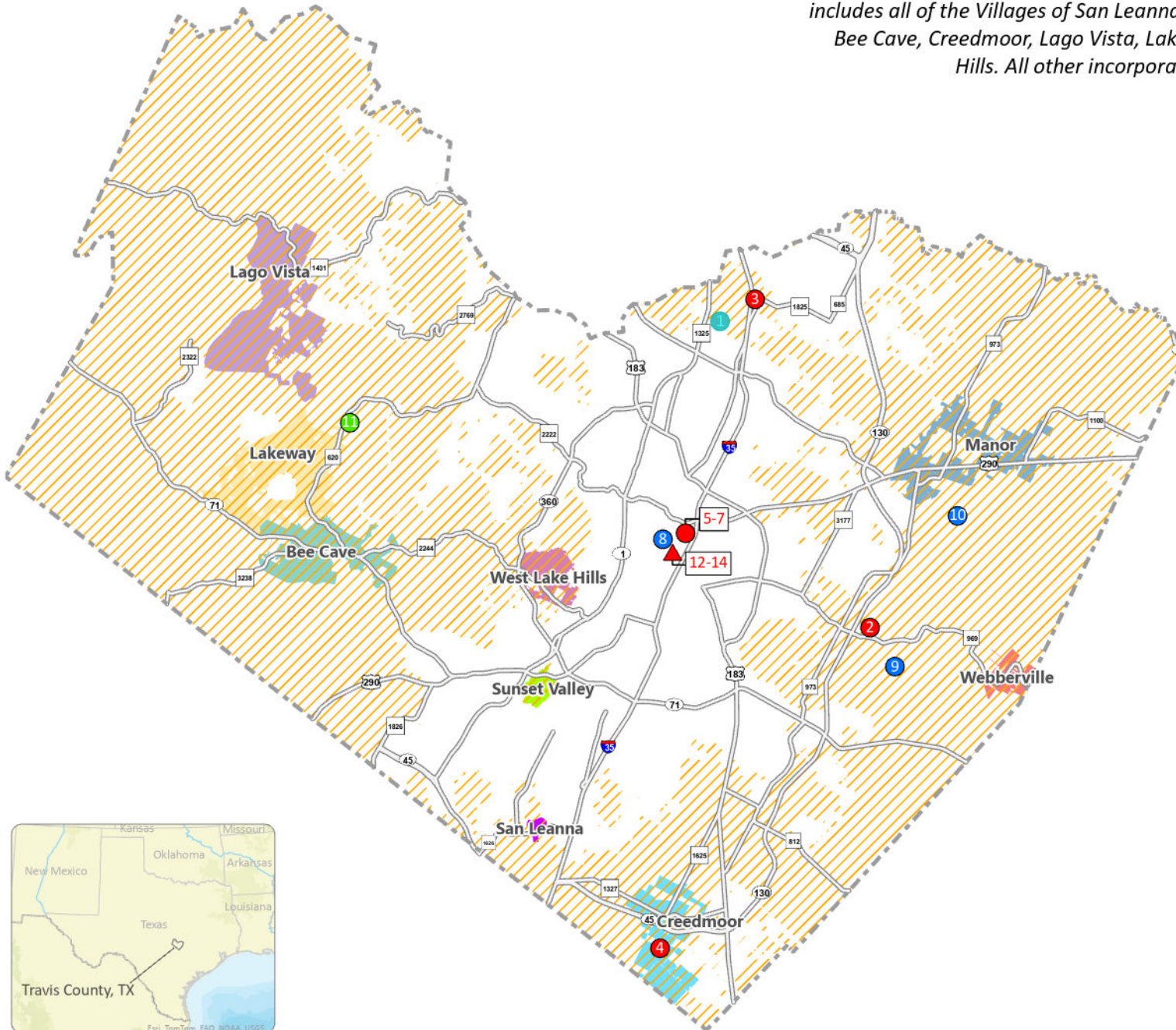
*In addition to unincorporated areas, the Travis County PY26 CDBG Service Area also includes all of the Villages of San Leanna and Webberville, and the following cities: Bee Cave, Creedmoor, Lago Vista, Lakeway, Manor, Sunset Valley and West Lake Hills. All other incorporated areas are excluded in this service area.*



# CDBG Project Locations During PY26

 Travis County PY26 CDBG Service Area

*In addition to unincorporated areas, the Travis County PY26 CDBG Service Area also includes all of the Villages of San Leanna and Webberville, and the following cities: Bee Cave, Creedmoor, Lago Vista, Lakeway, Manor, Sunset Valley and West Lake Hills. All other incorporated areas are excluded in this service area.*



## CDBG Projects

### Funding Recommended

1. TNR Substandard Roads Program – Summit Drive and Thomas Sinclair Blvd
2. TNR Substandard Roads Program – Gilbert Road
3. TNR Substandard Roads Program – Century Street and Grand Street
4. Creedmoor Road Improvements
5. Infrastructure General
6. Home Rehabilitation and Septic Repair Program
7. CDBG Administration & Planning (20% cap)

### Eligible - Alternative Projects

8. Disaster Relief
9. Eastern Crescent Street Lights
10. Briarcreek Dog Park

### Ongoing Project (Funded in PY24 & PY25)

11. Cardinal Hills Road Improvements

## HOME Projects

### Funding Recommended

12. Housing (Down Payment Assistance)
13. CHDO Set-Aside (15%)
14. HOME Administration & Planning (10% cap)

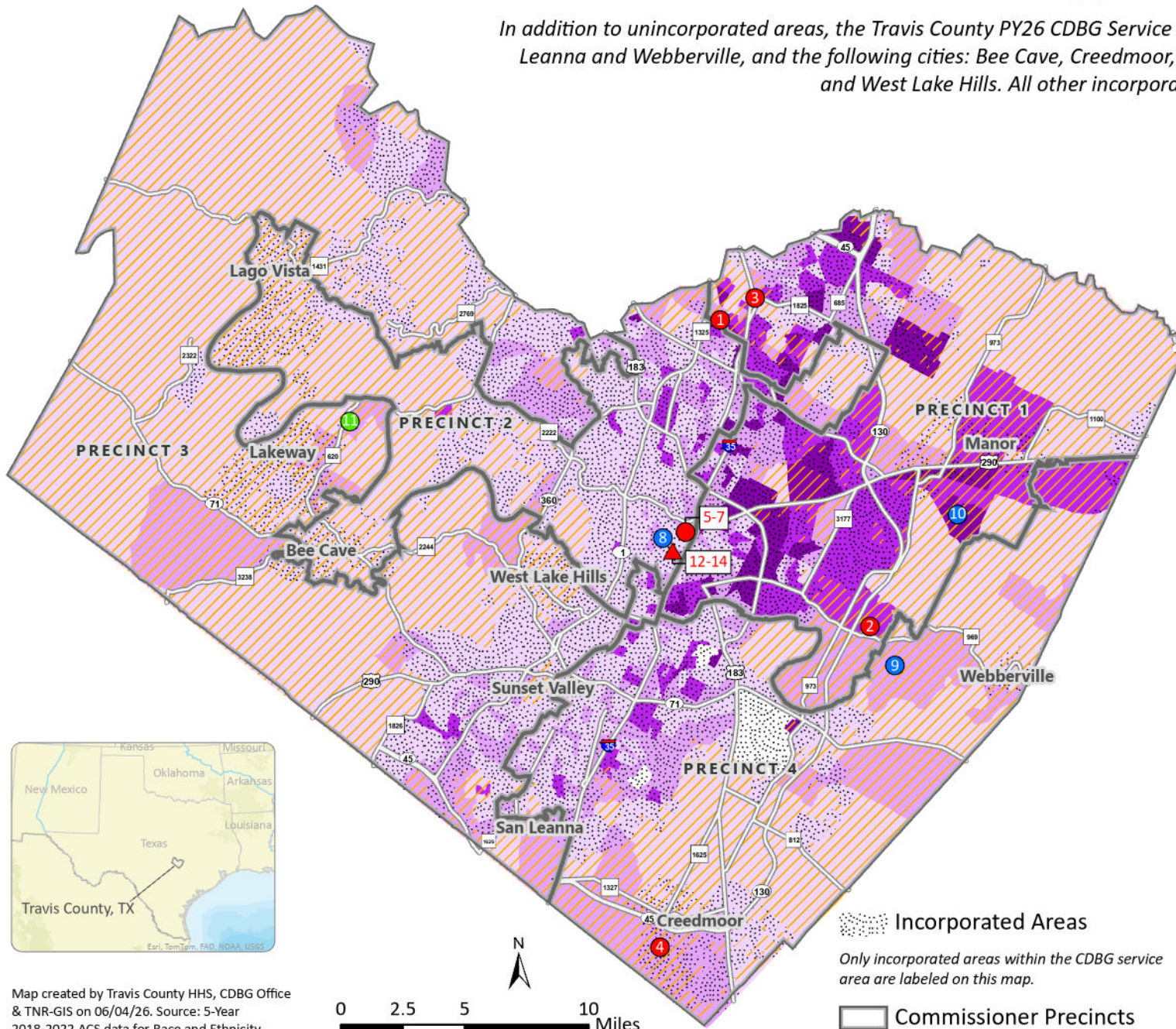
*Project locations on the map are approximate.*



# CDBG Project Locations During PY26 with Respect to African American Residents by Census Block Group

 Travis County PY26 CDBG Service Area

*In addition to unincorporated areas, the Travis County PY26 CDBG Service Area also includes all of the Villages of San Leanna and Webberville, and the following cities: Bee Cave, Creedmoor, Lago Vista, Lakeway, Manor, Sunset Valley and West Lake Hills. All other incorporated areas are excluded in this service area.*



### CDBG Projects

#### Funding Recommended

1. TNR Substandard Roads Program – Summit Drive and Thomas Sinclair Blvd
2. TNR Substandard Roads Program – Gilbert Road
3. TNR Substandard Roads Program – Century Street and Grand Street
4. Creedmoor Road Improvements
5. Infrastructure General
6. Home Rehabilitation and Septic Repair Program
7. CDBG Administration & Planning (20% cap)

#### Eligible - Alternative Projects

8. Disaster Relief
9. Eastern Crescent Street Lights
10. Briarcreek Dog Park

#### Ongoing Project (Funded in PY24 & PY25)

11. Cardinal Hills Road Improvements

### HOME Projects

#### Funding Recommended

12. Housing (Down Payment Assistance)
13. CHDO Set-Aside (15%)
14. HOME Administration & Planning (10% cap)

*Project locations on the map are approximate.*

### Percentage of African American Residents by Block Group



 Incorporated Areas

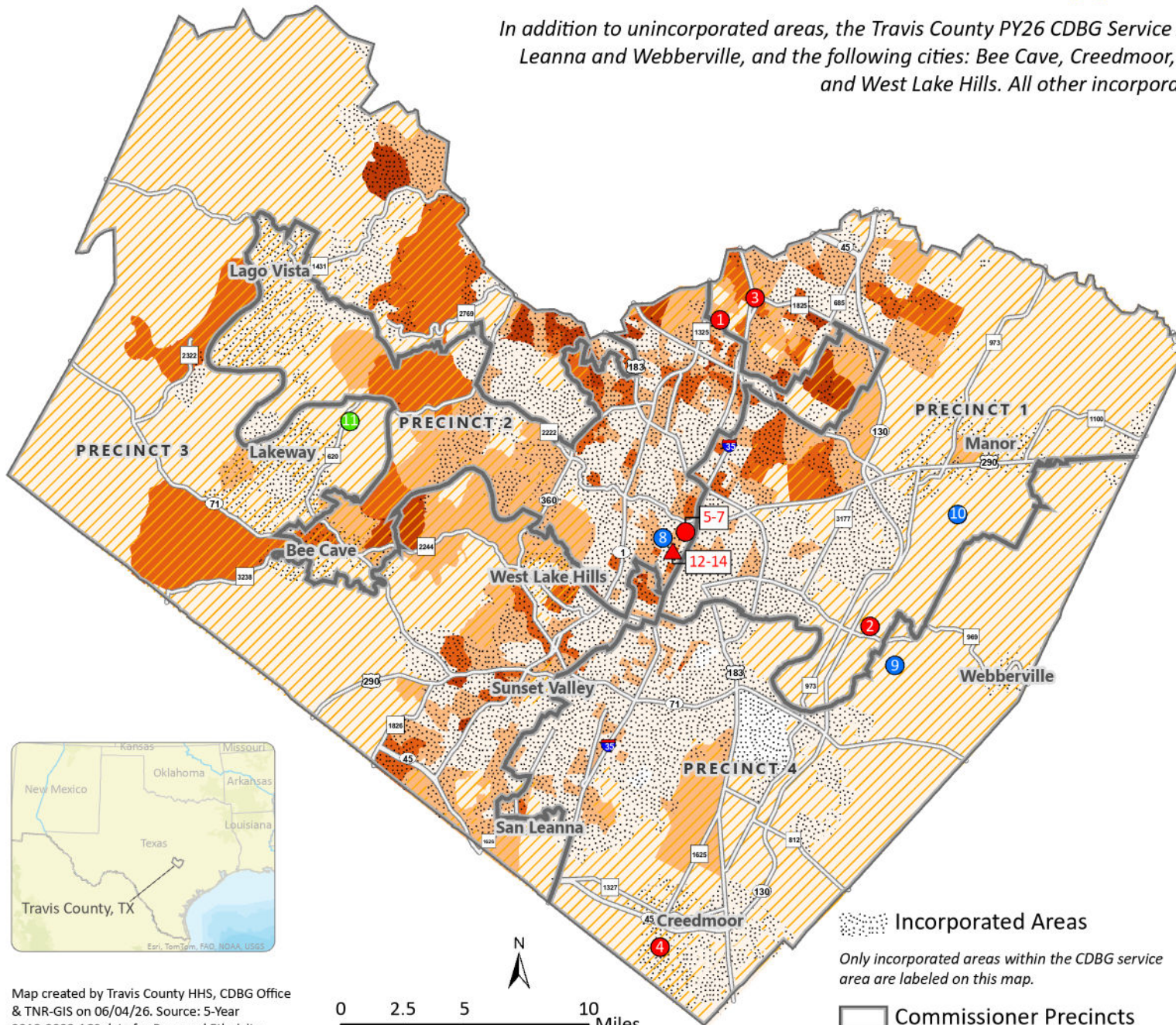
*Only incorporated areas within the CDBG service area are labeled on this map.*

 Commissioner Precincts

# CDBG Project Locations During PY26 with Respect to Asian Residents by Census Block Group

 Travis County PY26 CDBG Service Area

*In addition to unincorporated areas, the Travis County PY26 CDBG Service Area also includes all of the Villages of San Leanna and Webberville, and the following cities: Bee Cave, Creedmoor, Lago Vista, Lakeway, Manor, Sunset Valley and West Lake Hills. All other incorporated areas are excluded in this service area.*



### CDBG Projects

#### Funding Recommended

1. TNR Substandard Roads Program – Summit Drive and Thomas Sinclair Blvd
2. TNR Substandard Roads Program – Gilbert Road
3. TNR Substandard Roads Program – Century Street and Grand Street
4. Creedmoor Road Improvements
5. Infrastructure General
6. Home Rehabilitation and Septic Repair Program
7. CDBG Administration & Planning (20% cap)

#### Eligible - Alternative Projects

8. Disaster Relief
9. Eastern Crescent Street Lights
10. Briarcreek Dog Park

#### Ongoing Project (Funded in PY24 & PY25)

11. Cardinal Hills Road Improvements

### HOME Projects

#### Funding Recommended

12. Housing (Down Payment Assistance)
13. CHDO Set-Aside (15%)
14. HOME Administration & Planning (10% cap)

*Project locations on the map are approximate.*

### Percentage of Asian Residents by Block Group



 Incorporated Areas

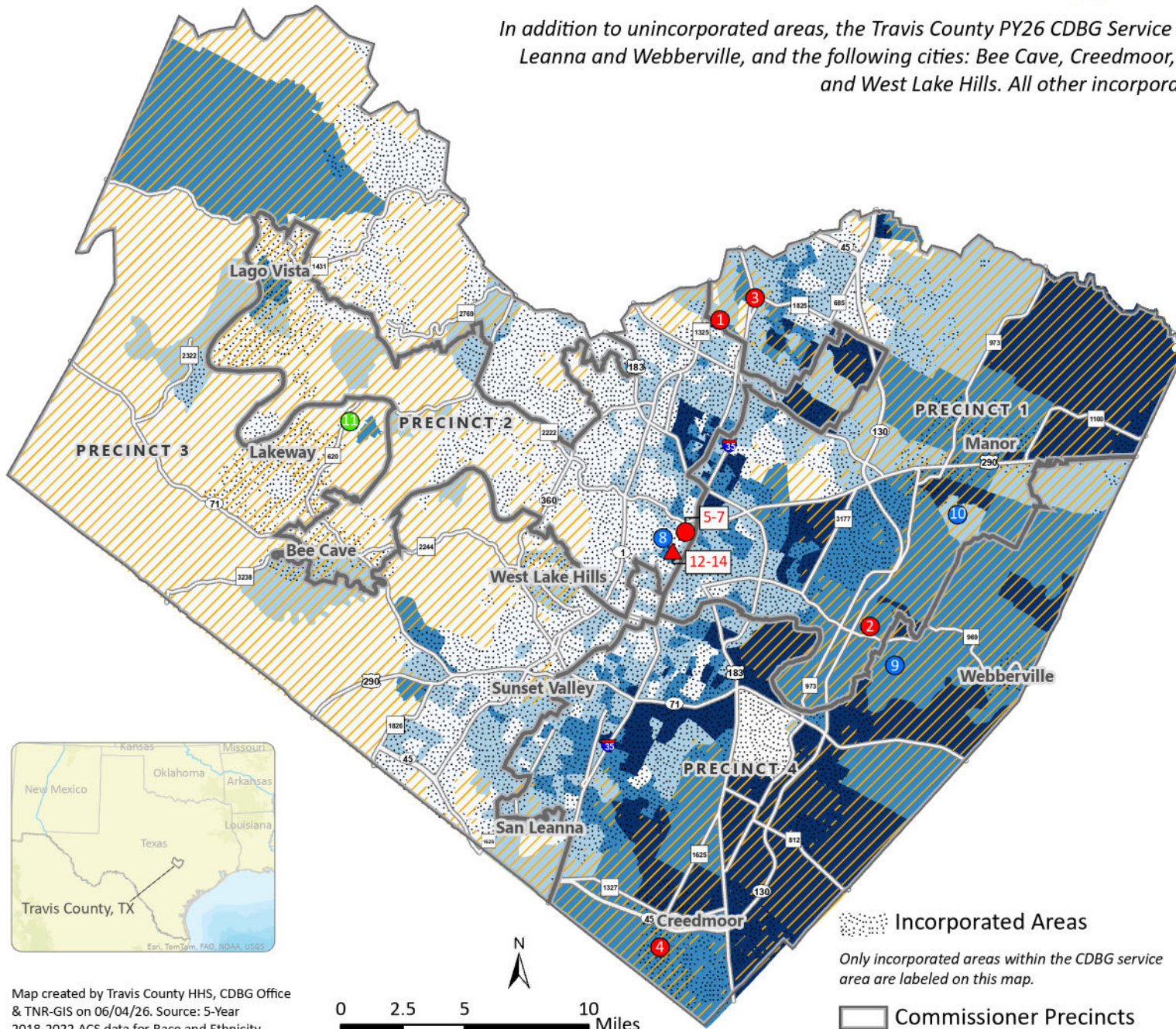
*Only incorporated areas within the CDBG service area are labeled on this map.*

 Commissioner Precincts

# CDBG Project Locations During PY26 with Respect to Hispanic Residents by Census Block Group

 Travis County PY26 CDBG Service Area

*In addition to unincorporated areas, the Travis County PY26 CDBG Service Area also includes all of the Villages of San Leanna and Webberville, and the following cities: Bee Cave, Creedmoor, Lago Vista, Lakeway, Manor, Sunset Valley and West Lake Hills. All other incorporated areas are excluded in this service area.*



### CDBG Projects

#### Funding Recommended

1. TNR Substandard Roads Program – Summit Drive and Thomas Sinclair Blvd
2. TNR Substandard Roads Program – Gilbert Road
3. TNR Substandard Roads Program – Century Street and Grand Street
4. Creedmoor Road Improvements
5. Infrastructure General
6. Home Rehabilitation and Septic Repair Program
7. CDBG Administration & Planning (20% cap)

#### Eligible - Alternative Projects

8. Disaster Relief
9. Eastern Crescent Street Lights
10. Briarcreek Dog Park

#### Ongoing Project (Funded in PY24 & PY25)

11. Cardinal Hills Road Improvements

### HOME Projects

#### Funding Recommended

12. Housing (Down Payment Assistance)
13. CHDO Set-Aside (15%)
14. HOME Administration & Planning (10% cap)

*Project locations on the map are approximate.*

### Percentage of Hispanic Residents by Block Group




 Incorporated Areas

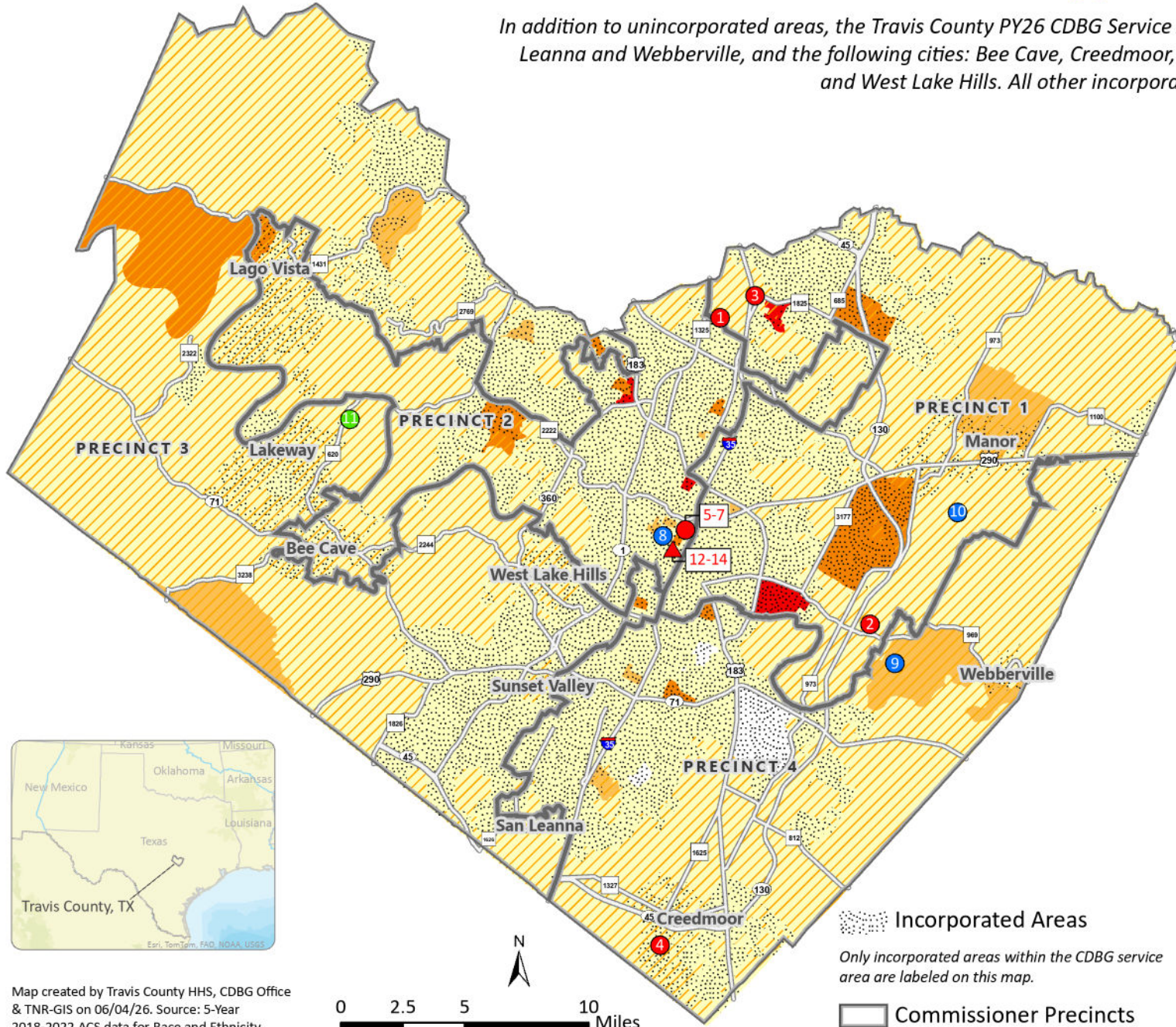
*Only incorporated areas within the CDBG service area are labeled on this map.*

 Commissioner Precincts

# CDBG Project Locations During PY26 with Respect to Native Hawaiian and Other Pacific Islanders Residents by Census Block Group

 Travis County PY26 CDBG Service Area

*In addition to unincorporated areas, the Travis County PY26 CDBG Service Area also includes all of the Villages of San Leanna and Webberville, and the following cities: Bee Cave, Creedmoor, Lago Vista, Lakeway, Manor, Sunset Valley and West Lake Hills. All other incorporated areas are excluded in this service area.*



### CDBG Projects

#### Funding Recommended

1. TNR Substandard Roads Program – Summit Drive and Thomas Sinclair Blvd
2. TNR Substandard Roads Program – Gilbert Road
3. TNR Substandard Roads Program – Century Street and Grand Street
4. Creedmoor Road Improvements
5. Infrastructure General
6. Home Rehabilitation and Septic Repair Program
7. CDBG Administration & Planning (20% cap)

#### Eligible - Alternative Projects

8. Disaster Relief
9. Eastern Crescent Street Lights
10. Briarcreek Dog Park

#### Ongoing Project (Funded in PY24 & PY25)

11. Cardinal Hills Road Improvements

### HOME Projects

#### Funding Recommended

12. Housing (Down Payment Assistance)
13. CHDO Set-Aside (15%)
14. HOME Administration & Planning (10% cap)

*Project locations on the map are approximate.*

### Percentage of Native Hawaiian and Other Pacific Islanders Residents by Block Group



 Incorporated Areas

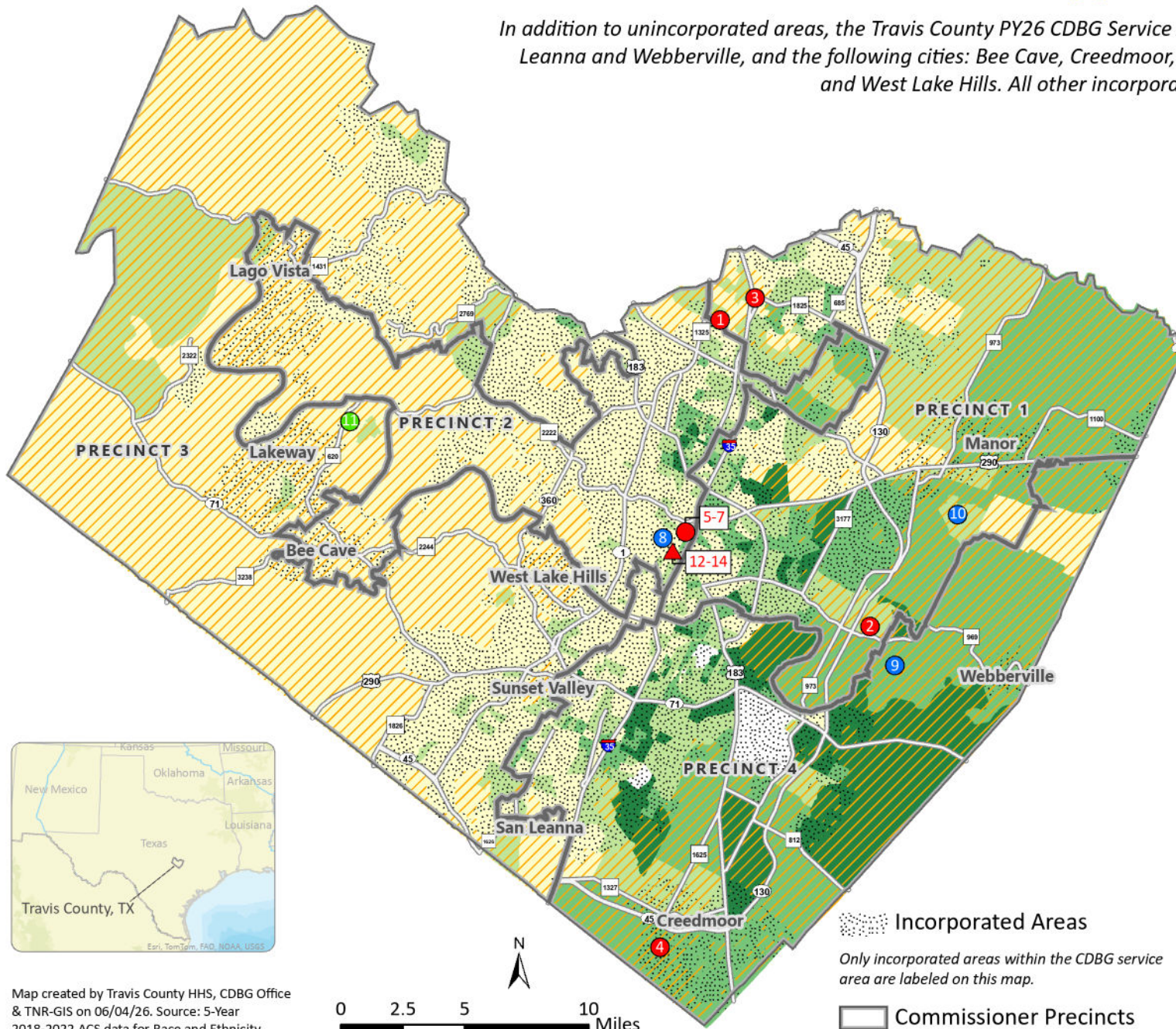
*Only incorporated areas within the CDBG service area are labeled on this map.*

 Commissioner Precincts

# CDBG Project Locations During PY26 with Respect to Residents of Some Other Race by Census Block Group

 Travis County PY26 CDBG Service Area

*In addition to unincorporated areas, the Travis County PY26 CDBG Service Area also includes all of the Villages of San Leanna and Webberville, and the following cities: Bee Cave, Creedmoor, Lago Vista, Lakeway, Manor, Sunset Valley and West Lake Hills. All other incorporated areas are excluded in this service area.*



### CDBG Projects

#### Funding Recommended

1. TNR Substandard Roads Program – Summit Drive and Thomas Sinclair Blvd
2. TNR Substandard Roads Program – Gilbert Road
3. TNR Substandard Roads Program – Century Street and Grand Street
4. Creedmoor Road Improvements
5. Infrastructure General
6. Home Rehabilitation and Septic Repair Program
7. CDBG Administration & Planning (20% cap)

#### Eligible - Alternative Projects

8. Disaster Relief
9. Eastern Crescent Street Lights
10. Briarcreek Dog Park

#### Ongoing Project (Funded in PY24 & PY25)

11. Cardinal Hills Road Improvements

### HOME Projects

#### Funding Recommended

12. Housing (Down Payment Assistance)
13. CHDO Set-Aside (15%)
14. HOME Administration & Planning (10% cap)

*Project locations on the map are approximate.*

### Percentage of Residents of Some Other Race by Block Group



 Incorporated Areas

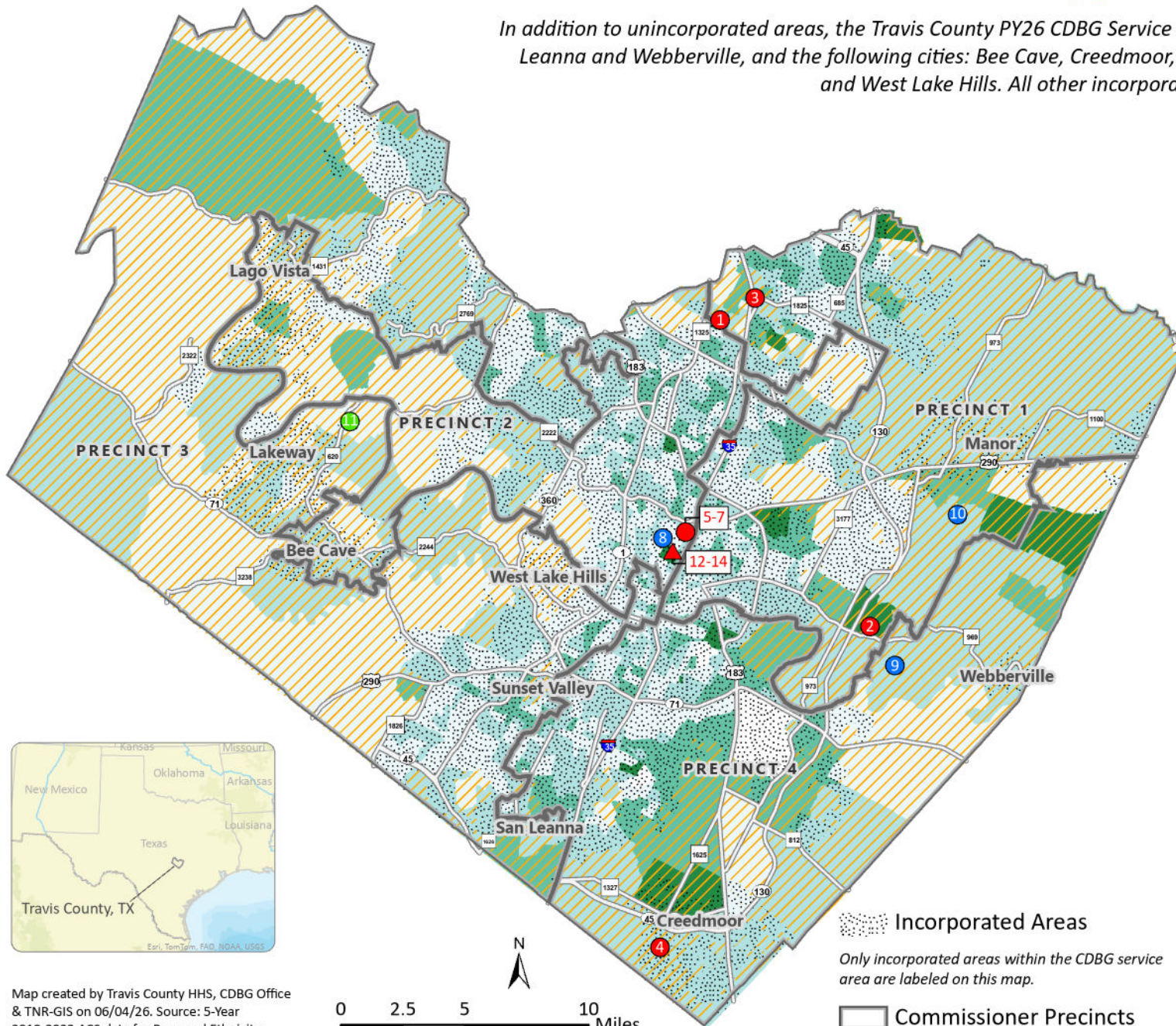
*Only incorporated areas within the CDBG service area are labeled on this map.*

 Commissioner Precincts

# CDBG Project Locations During PY26 with Respect to Residents of Two or More Races by Census Block Group

 Travis County PY26 CDBG Service Area

*In addition to unincorporated areas, the Travis County PY26 CDBG Service Area also includes all of the Villages of San Leanna and Webberville, and the following cities: Bee Cave, Creedmoor, Lago Vista, Lakeway, Manor, Sunset Valley and West Lake Hills. All other incorporated areas are excluded in this service area.*



### CDBG Projects

#### Funding Recommended

1. TNR Substandard Roads Program – Summit Drive and Thomas Sinclair Blvd
2. TNR Substandard Roads Program – Gilbert Road
3. TNR Substandard Roads Program – Century Street and Grand Street
4. Creedmoor Road Improvements
5. Infrastructure General
6. Home Rehabilitation and Septic Repair Program
7. CDBG Administration & Planning (20% cap)

#### Eligible - Alternative Projects

8. Disaster Relief
9. Eastern Crescent Street Lights
10. Briarcreek Dog Park

#### Ongoing Project (Funded in PY24 & PY25)

11. Cardinal Hills Road Improvements

### HOME Projects

#### Funding Recommended

12. Housing (Down Payment Assistance)
13. CHDO Set-Aside (15%)
14. HOME Administration & Planning (10% cap)

*Project locations on the map are approximate.*

### Percentage of Residents of Two or More Races by Block Group




 Incorporated Areas

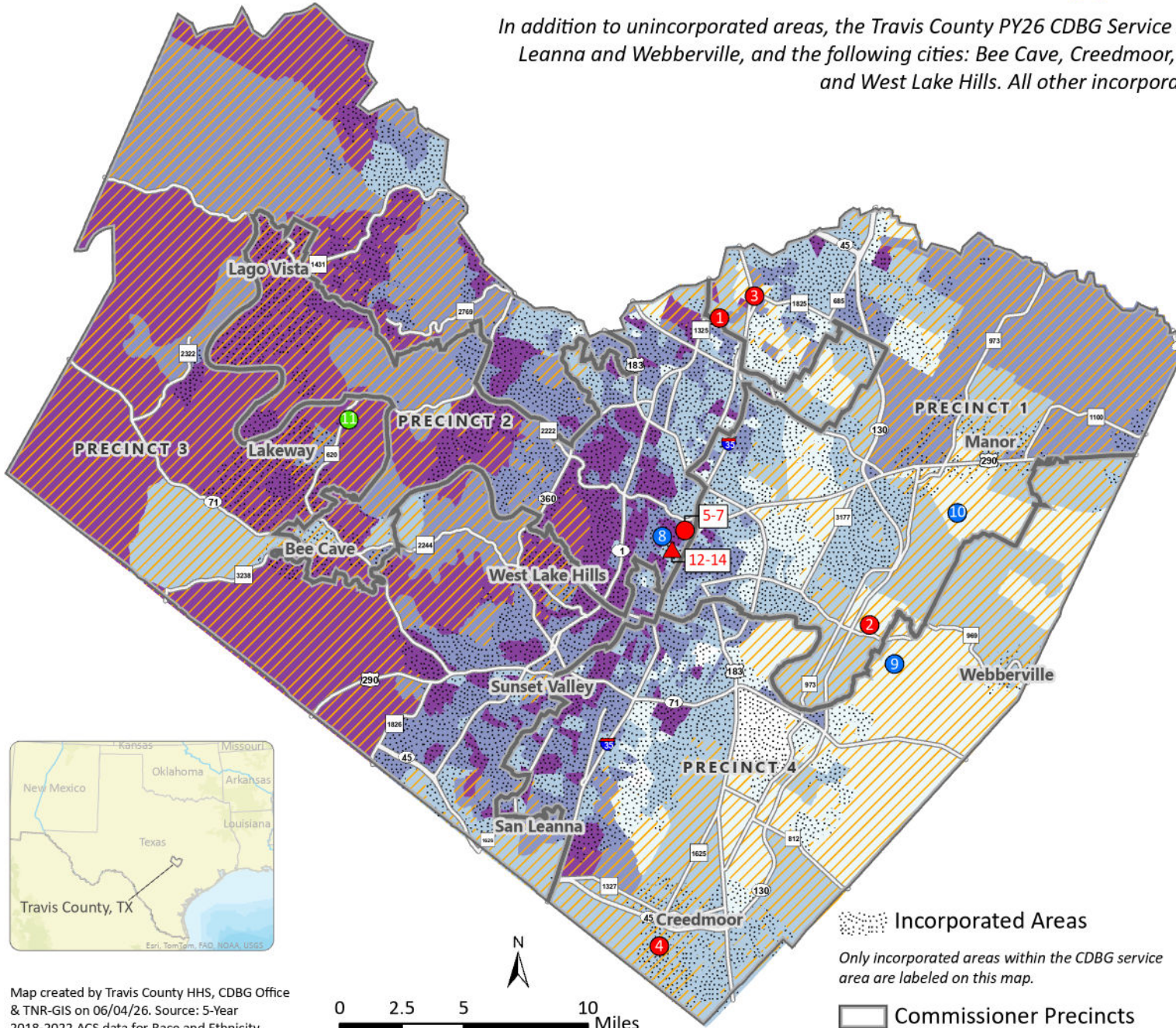
*Only incorporated areas within the CDBG service area are labeled on this map.*

 Commissioner Precincts

# CDBG Project Locations During PY26 with Respect to White Residents by Census Block Group

 Travis County PY26 CDBG Service Area

In addition to unincorporated areas, the Travis County PY26 CDBG Service Area also includes all of the Villages of San Leanna and Webberville, and the following cities: Bee Cave, Creedmoor, Lago Vista, Lakeway, Manor, Sunset Valley and West Lake Hills. All other incorporated areas are excluded in this service area.



### CDBG Projects

#### Funding Recommended

1. TNR Substandard Roads Program – Summit Drive and Thomas Sinclair Blvd
2. TNR Substandard Roads Program – Gilbert Road
3. TNR Substandard Roads Program – Century Street and Grand Street
4. Creedmoor Road Improvements
5. Infrastructure General
6. Home Rehabilitation and Septic Repair Program
7. CDBG Administration & Planning (20% cap)

#### Eligible - Alternative Projects

8. Disaster Relief
9. Eastern Crescent Street Lights
10. Briarcreek Dog Park

#### Ongoing Project (Funded in PY24 & PY25)

11. Cardinal Hills Road Improvements

### HOME Projects

#### Funding Recommended

12. Housing (Down Payment Assistance)
13. CHDO Set-Aside (15%)
14. HOME Administration & Planning (10% cap)

*Project locations on the map are approximate.*

### Percentage of White Residents by Block Group




 Incorporated Areas

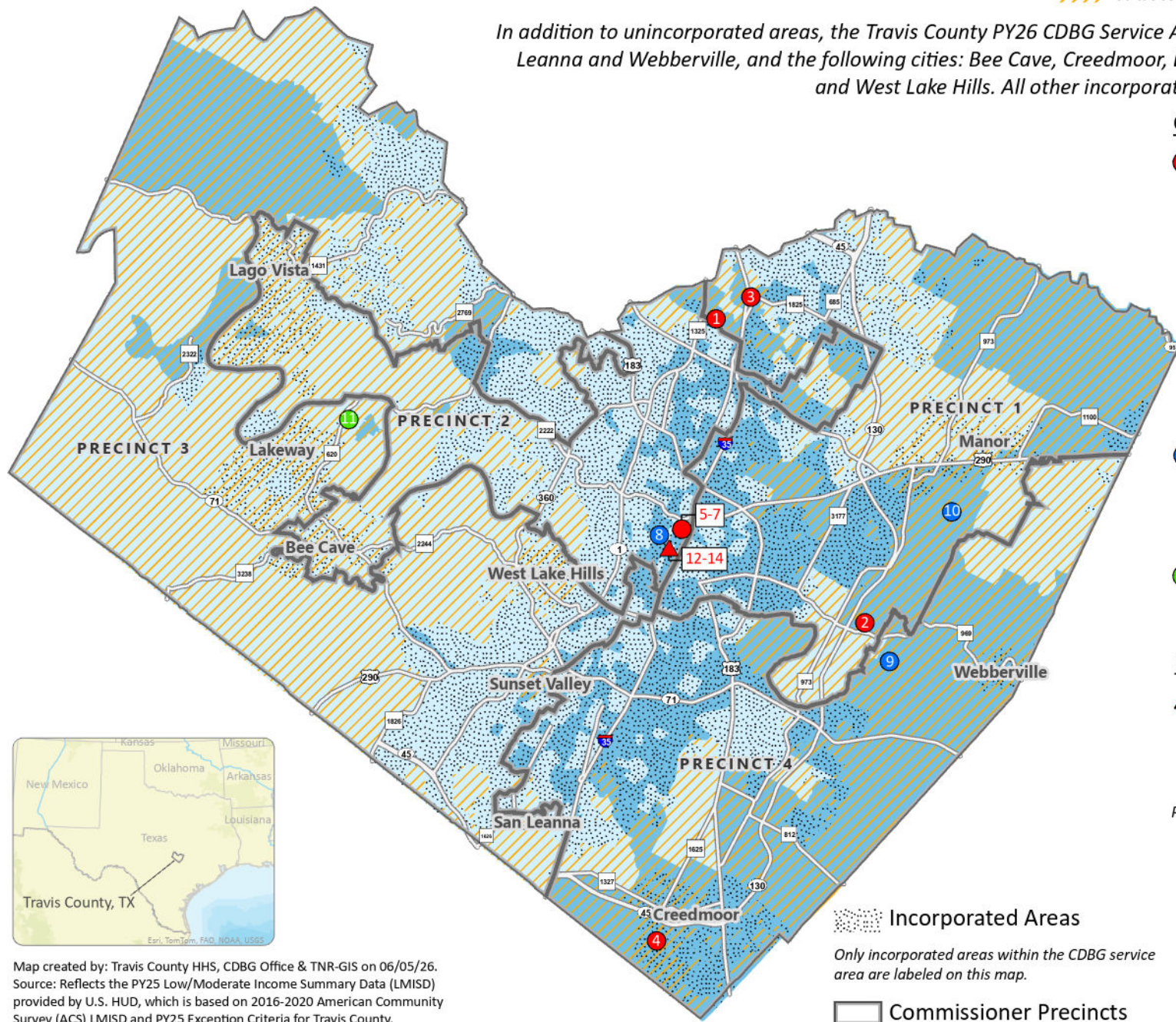
*Only incorporated areas within the CDBG service area are labeled on this map.*

 Commissioner Precincts

# CDBG Project Locations During PY26 with Respect to Low-to-Moderate Income (LMI) Concentrations

 Travis County PY26 CDBG Service Area

In addition to unincorporated areas, the Travis County PY26 CDBG Service Area also includes all of the Villages of San Leanna and Webberville, and the following cities: Bee Cave, Creedmoor, Lago Vista, Lakeway, Manor, Sunset Valley and West Lake Hills. All other incorporated areas are excluded in this service area.



### CDBG Projects

- **Funding Recommended**
  1. TNR Substandard Roads Program – Summit Drive and Thomas Sinclair Blvd
  2. TNR Substandard Roads Program – Gilbert Road
  3. TNR Substandard Roads Program – Century Street and Grand Street
  4. Creedmoor Road Improvements
  5. Infrastructure General
  6. Home Rehabilitation and Septic Repair Program
  7. CDBG Administration & Planning (20% cap)
- **Eligible - Alternative Projects**
  8. Disaster Relief
  9. Eastern Crescent Street Lights
  10. Briarcreek Dog Park
- **Ongoing Project (Funded in PY24 & PY25)**
  11. Cardinal Hills Road Improvements

### HOME Projects

- ▲ **Funding Recommended**
  12. Housing (Down Payment Assistance)
  13. CHDO Set-Aside (15%)
  14. HOME Administration & Planning (10% cap)

*Project locations on the map are approximate.*

### Residents at LMI

- LMI = or > 51%
- LMI < 51%

*LMI = low-to-moderate income. Shown here only in the CDBG service area described above.*

 Incorporated Areas

*Only incorporated areas within the CDBG service area are labeled on this map.*

 Commissioner Precincts

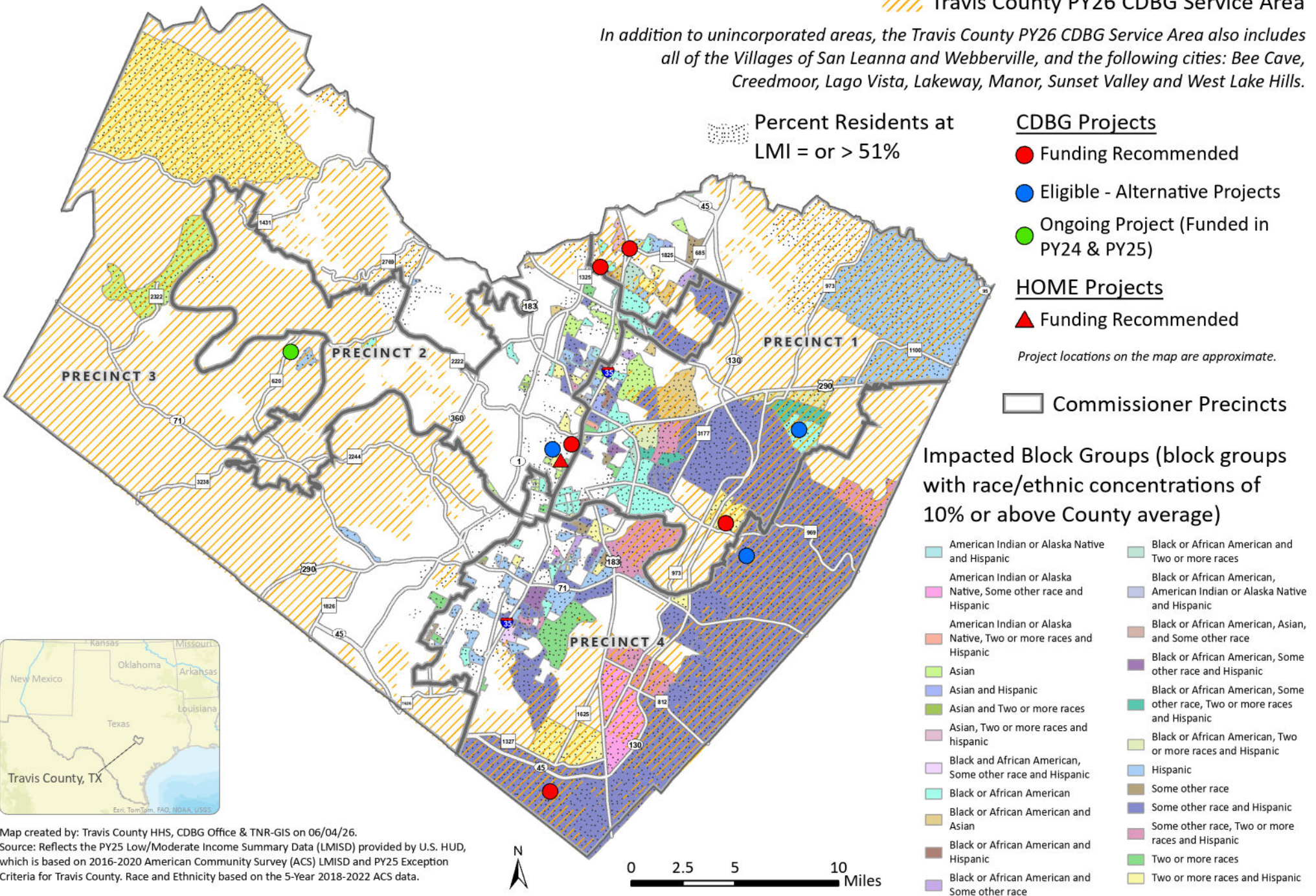



Map created by: Travis County HHS, CDBG Office & TNR-GIS on 06/05/26.  
 Source: Reflects the PY25 Low/Moderate Income Summary Data (LMISD) provided by U.S. HUD, which is based on 2016-2020 American Community Survey (ACS) LMISD and PY25 Exception Criteria for Travis County.

# CDBG Project Locations During PY26 with Respect to Low-to-Moderate (LMI) Census Tracts and with Respect to Impacted Block Groups


 Travis County PY26 CDBG Service Area

*In addition to unincorporated areas, the Travis County PY26 CDBG Service Area also includes all of the Villages of San Leanna and Webberville, and the following cities: Bee Cave, Creedmoor, Lago Vista, Lakeway, Manor, Sunset Valley and West Lake Hills.*



- CDBG Projects**
- Funding Recommended
  - Eligible - Alternative Projects
  - Ongoing Project (Funded in PY24 & PY25)
- HOME Projects**
- ▲ Funding Recommended
- Project locations on the map are approximate.*
-  Commissioner Precincts

**Impacted Block Groups (block groups with race/ethnic concentrations of 10% or above County average)**

- |  |  |
|--|--|
|  American Indian or Alaska Native and Hispanic                    |  Black or African American and Two or more races                            |
|  American Indian or Alaska Native, Some other race and Hispanic   |  Black or African American, American Indian or Alaska Native and Hispanic   |
|  American Indian or Alaska Native, Two or more races and Hispanic |  Black or African American, Asian, and Some other race                      |
|  Asian  |  Black or African American, Some other race and Hispanic                    |
|  Asian and Hispanic   |  Black or African American, Some other race, Two or more races and Hispanic |
|  Asian and Two or more races                                      |  Black or African American, Two or more races and Hispanic                  |
|  Asian, Two or more races and hispanic                            |  Hispanic   |
|  Black and African American, Some other race and Hispanic         |  Some other race  |
|  Black or African American  |  Some other race and Hispanic   |
|  Black or African American and Asian                              |  Some other race, Two or more races and Hispanic                            |
|  Black or African American and Hispanic                           |  Two or more races  |
|  Black or African American and Some other race                    |  Two or more races and Hispanic   |

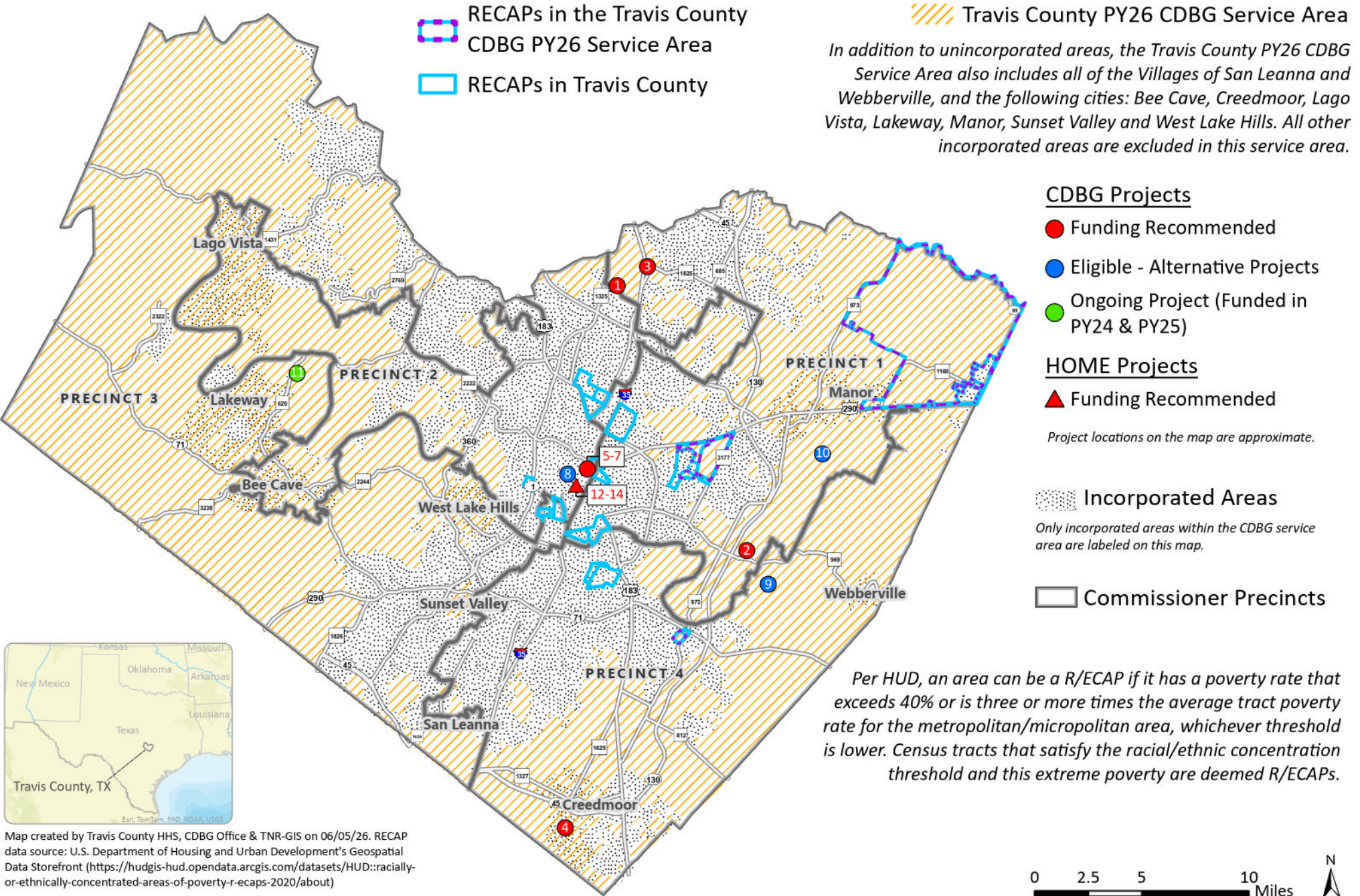


Map created by: Travis County HHS, CDBG Office & TNR-GIS on 06/04/26.  
 Source: Reflects the PY25 Low/Moderate Income Summary Data (LMISD) provided by U.S. HUD, which is based on 2016-2020 American Community Survey (ACS) LMISD and PY25 Exception Criteria for Travis County. Race and Ethnicity based on the 5-Year 2018-2022 ACS data.



# CDBG Project Locations During PY26 with Respect to RECAPs

This map shows the PY26 CDBG Projects with respect to RECAPs in Travis County. There are 17 RECAPs in Travis County, of which four (census tracts 22.20, 22.21, 23.19 and 458) overlap with the Travis County PY26 CDBG Service Area, None of the proposed infrastructure projects are located in a Travis County RECAP.



Map created by Travis County HHS, CDBG Office & TNR-GIS on 06/05/26. RECAP data source: U.S. Department of Housing and Urban Development's Geospatial Data Storefront (<https://hudgis-hud.opendata.arcgis.com/datasets/HUD::racially-or-ethnically-concentrated-areas-of-poverty-r-ecaps-2020/about>)