


# TRAVIS COUNTY CDBG

## PROGRAM YEAR 2021 (PY21) ACTION PLAN

Draft



Travis County HHS  
CDBG Office  
P.O. Box 1748  
Austin, TX 78767

[cdbg@traviscountytx.gov](mailto:cdbg@traviscountytx.gov)

<https://www.traviscountytx.gov/health-human-services/cdbg>



# TRAVIS COUNTY CDBG

# ANNUAL ACTION PLAN PROGRAM YEAR 2021 (PY21)

Prepared by:

Travis County Health and Human Services (HHS)

Research & Planning Division

***Community Development Block Grant (CDBG) Program***

County Executive: Sherri E. Fleming

Lead Writers: Monique Coleman, Elena Rivera, and Shelly Miller

Draft

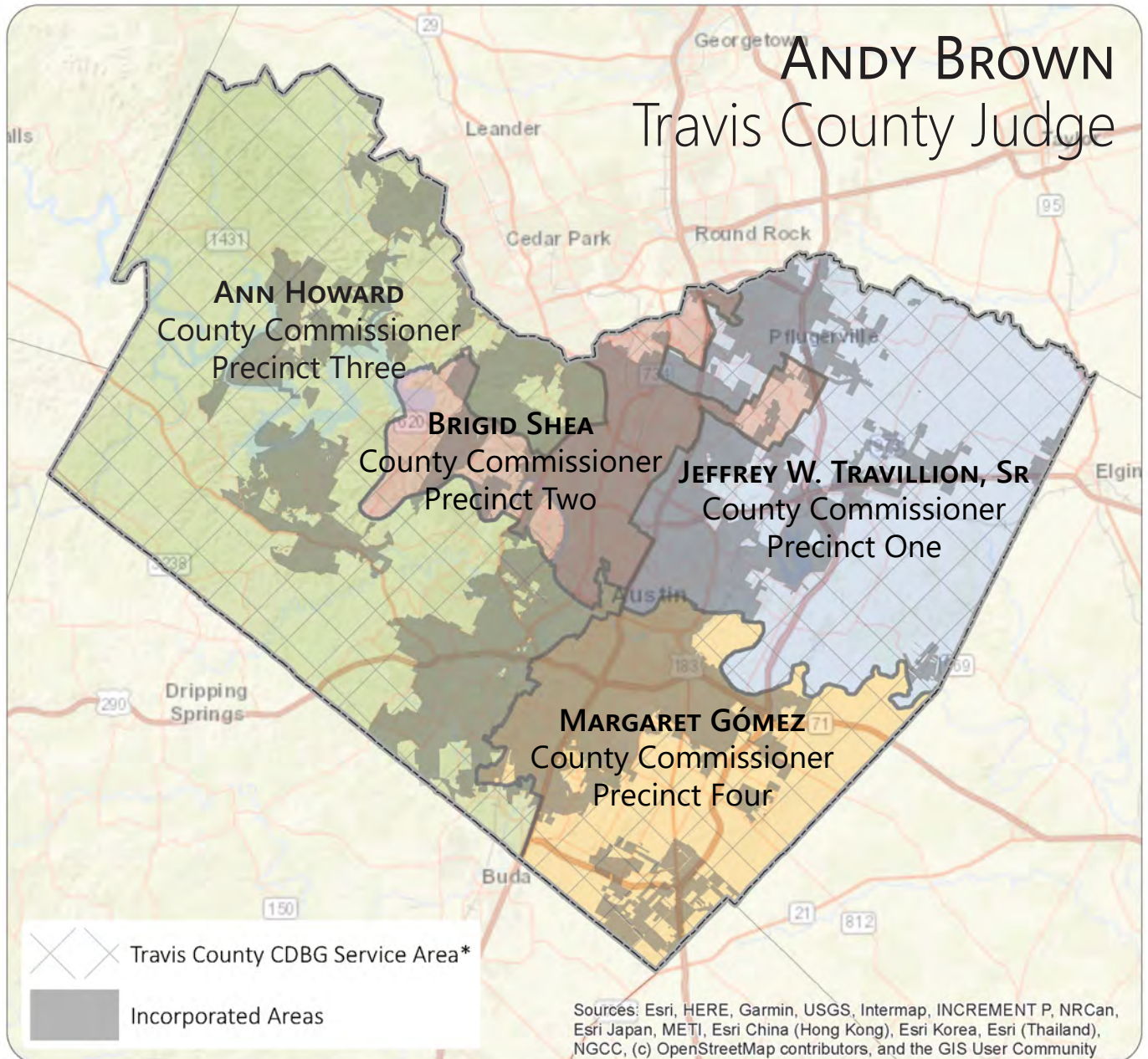
**Questions or Comments?** Please contact the CDBG Office at [cdbg@traviscountytx.gov](mailto:cdbg@traviscountytx.gov)

Travis County HHS  
CDBG Office  
P.O. Box 1748  
Austin, TX 78767  
[cdbg@traviscountytx.gov](mailto:cdbg@traviscountytx.gov)  
<https://www.traviscountytx.gov/health-human-services/cdbg>





# TRAVIS COUNTY, TEXAS



\*In addition to the unincorporated areas, the Travis County CDBG Service Area also includes all of the areas within the Villages of San Leanna and Webberville, and the following cities: Bee Cave, Creedmoor, Lago Vista, and West Lake Hills.

# TABLE OF CONTENTS

## I. Executive Summary

<i>Introduction.....</i>	<i>1</i>
<i>Summary of Objectives and Outcomes Identified in the Plan.....</i>	<i>2</i>
<i>Evaluation of Past Performance.....</i>	<i>3</i>
<i>Summary of Citizen Participation Process and Consultation Process.....</i>	<i>3</i>

## II. The Process

<i>Lead &amp; Responsible Agencies.....</i>	<i>5</i>
<i>Contact Information.....</i>	<i>5</i>
<i>Consultation.....</i>	<i>6</i>

## III. Public Participation

<i>Summary of Citizen Participation Process / Efforts to Broaden Citizen Participation .....</i>	<i>14</i>
--	-----------

## IV. Expected Resources

<i>Expected Resources.....</i>	<i>22</i>
--------------------------------	-----------

## V. Annual Goals and Objectives

<i>Annual Goals and Objectives.....</i>	<i>25</i>
---	-----------

## VI. Projects

<i>Introduction.....</i>	<i>26</i>
<i>Projects Summary.....</i>	<i>28</i>
<i>Geographic Distribution.....</i>	<i>30</i>

## VII. Affordable Housing

<i>Introduction.....</i>	<i>31</i>
<i>Public Housing.....</i>	<i>31</i>
<i>Homeless and Other Special Needs Activities.....</i>	<i>33</i>
<i>Barriers to affordable housing.....</i>	<i>36</i>

## VIII. Other Actions

<i>Other Actions.....</i>	<i>40</i>
---------------------------	-----------

## IX. Program Specific Requirements

<i>Program Specific Requirements.....</i>	<i>43</i>
---	-----------

## APPENDICES

*Appendix A – Public Participation*

*Appendix B – PY21 Projects & Alternate Projects*

*Appendix C – Maps*

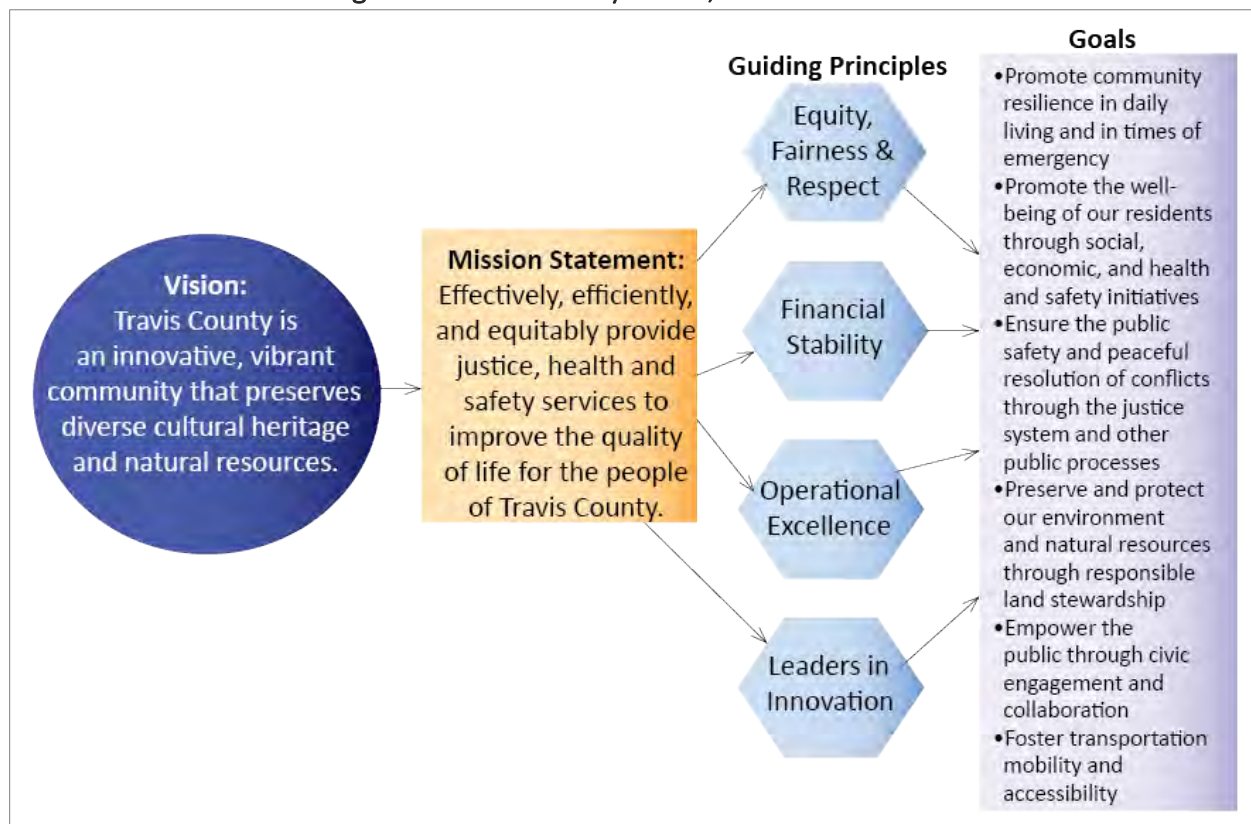
# I. Executive Summary

## Introduction

Under the provisions of Title 1 of the Housing and Community Development Act of 1974 (42 USC 5301), the Federal government, through the U.S. Department of Housing and Urban Development (HUD), sponsors a program that provides Community Development Block Grants (CDBG) to cities and counties to develop viable urban communities by providing decent housing and a suitable living environment and by expanding economic opportunities for low- and moderate-income persons. Since 2006, Travis County has received CDBG funds from HUD on an annual basis.

Designated as the lead agency by the Travis County Commissioners Court, the Health and Human Services Department (HHS) prepares and submits this annual Action Plan to HUD every year. HHS is responsible for the public notification process, approval of projects, and the administration of these grants.

Figure 1. Travis County Vision, Mission & Goals



The Action Plan for Program Year 2021 (PY21) is the County's strategy for addressing the community's critical housing and community development needs in the Travis County CDBG service area, which includes all the unincorporated areas and the Village of Webberville and

Village of San Leanna. In addition, three (3) new cities have been added to the CDBG service area for program years 20-22 include the City of Creedmoor, the City of Lago Vista, and the City of West Lake Hills. The City of Bee Cave is tentatively under consideration for inclusion into the Travis County CDBG service area for PY21, pending the approval and execution of the urban county cooperation agreement. PY21 is the third year of the five-year Consolidated Plan that spans PY19-PY23. Both the Consolidated Plan and Action Plan are developed under the guidelines established by HUD. The Action Plan allocates a total of \$1,264,331 for PY21, which will assist low- and moderate-income Travis County households in the CDBG service area with a right-of-way street improvement project and includes funds for administration and planning.

Community engagement and participation is an essential goal of this program, and residents of Travis County were instrumental in developing this Plan. County staff drew on a variety of data sources to provide a quantitative analysis of community needs and provided multiple opportunities to collect public input. The draft Annual Action Plan will be available for public review and comments will be received at a public hearing and considered in the final preparation of the Plan.

At the end of each fiscal year, the County must also prepare a Consolidated Annual Performance Evaluation Report (CAPER) to provide information to HUD and the public to evaluate the County’s performance and to determine whether the activities undertaken during the program year helped to meet the County’s five-year goals and to address priority needs identified in the Consolidated Plan and the Annual Action Plan. This annual performance report, prepared with public review and comment, must be submitted to HUD annually, no later than December 31st.

## Summary of Objectives and Outcomes Identified in the Plan

After considering the housing, community development, and public service needs of Travis County’s low- to moderate-income residents, along with public engagement efforts, Travis County Commissioners Court identified priorities for the five-year consolidated planning period. Please see Table 1 below.

Based on these priorities and the results of the PY21 Community Needs Assessment, the Commissioners Court approved projects for PY21, as summarized in Table 2. For a detailed discussion of projects, please refer to Section VI (Projects) of this Plan and Appendix B (PY21 Projects & Alternate Projects).

Table 1. Priorities for the PY19-23 Consolidated Plan

Category	Ranking
Infrastructure	High
Housing	High
Community (Public) Services	Low
Populations with Specialized Needs	Low

Category	Ranking
Public Buildings and Facilities	Low
Business and Jobs	Low

Table 2. PY21 Projects

Project	Allocation
Street Improvements: Forest Bluff	\$1,011,465
Administration & Planning	\$252,866

## Evaluation of Past Performance

Program Year 2020 (PY20) marked the fifteenth year that Travis County received CDBG funds. Funds from 2015-2020 are currently being spent. As projects are implemented, internal monitoring is taking place to assure grant compliance and project effectiveness. In early 2021, the CDBG Office analyzed all projects and cost-savings and determined there is approximately \$133,397 available to reallocate. The CDBG Office is working to reallocate cost-savings to the home rehabilitation program for PY21 or PY22. The County's external auditor also reviewed the program in 2013, 2015, and 2018 and had no findings. HUD monitored Travis County's CDBG program in June 2013 with no findings and one concern related to timely spending of funds. HUD most recently monitored Travis County's CDBG program in April 2020, which resulted in one finding related to all regulatory requirements not being included in the subrecipient agreement and three concerns related to policy and procedure deficiencies. In response, the Travis County CDBG program revised its policies and procedures and its subrecipient agreement to ensure regulatory compliance henceforth.

As part of the mandate from Congress to administer the CDBG program, each year HUD determines whether each CDBG entitlement is carrying out its activities "in a timely manner." HUD conducts an analysis of each entitlement's timeliness of spending 10 months into each grant year. For Travis County, the test occurs every August. The threshold for compliance with timeliness is having no more than 1.5 times the current year's allocation unspent. Due to COVID-19, as well as other administrative influences and staff changes, the program did not achieve timeliness for PY19, but anticipates achieving timeliness for PY20 and PY21.

## Summary of Citizen Participation Process and Consultation Process

For the Program Year 2021 (PY21) Action Plan, information on community needs was gathered through a variety of mechanisms. The public and service providers had the opportunity to provide input by 1) completing a survey, 2) meeting with CDBG staff, or 3) speaking at a public hearing.

For PY21, one meeting was held during the normally scheduled voting session. This public hearing was held on March 23, 2021 via a virtual, online format due to the COVID-19 pandemic. The public was able to call into the meeting to ask questions or make comments. One public comment was offered at this hearing. On February 10, 2021, prior to the public hearing, staff held a virtual community meeting with residents of the CDBG service area to inform the PY21 Action Plan.

Needs assessment resident surveys were available online in English and Spanish from April 1, 2020 – March 31, 2021. Written surveys were available at public meetings and upon request for those without access to a computer or the internet. A total of 246 residents completed surveys to provide input on the Action Plan.

A provider, or organizational, survey was also available to gather input and was offered in English only. Several list-servs, including the County's contracted social service providers, were used to send out the link to the online survey through email. A total of 4 surveys were completed by agencies. The CDBG Office also facilitated a virtual consultation with agencies on March 17, 2021.

For more detail, please refer to Appendix A (Public Participation).

## II. The Process

### Lead & Responsible Agencies

*Describe the agency/entity responsible for preparing the Consolidated Plan and those responsible for administration of each grant program and funding source*

Table 3 – Responsible Agencies

Agency Role	Name	Department/Agency
CDBG Administrator	Travis County	Health and Human Services

The HHS Department is the lead County agency responsible for the administration of the County’s CDBG funding. This Department has the primary responsibility of assessing community needs, developing the Consolidated Plan and annual Action Plans, managing project activities in conjunction with other county departments and community partners, administering the finances, and monitoring and reporting. The CDBG office is located in the Research and Planning division of HHS. The HHS Department reports to the Travis County Commissioners Court for oversight authority.

### Contact Information

Monique Coleman, MPA, MCRP  
CDBG Planning Manager  
Research and Planning Division  
Travis County Health and Human Services  
P.O. Box 1748, Austin, TX 78767  
P: 512.854.3460 F: 512.854.7140

# Consultation

## ***Introduction***

Service providers, Travis County departments, and other local governmental agencies had several opportunities to participate in the PY21 Action Plan process including: 1) completion of a community needs assessment survey; or 2) through consultation on specific content areas in the plan. Due to the COVID-19 pandemic, staff was not able to facilitate normal in-person consultation. As a result, the CDBG Office issued an online consultation survey followed by one virtual consultation meeting, which included nonprofits and County staff.

The PY21 Community Needs Assessment was available as an online survey. Respondents were asked to assist in identifying the greatest needs in the CDBG service areas, grouped into the investment categories of Populations with Specialized Needs, Community Services, Housing, Infrastructure, Public Buildings and Facilities, and Business and Jobs. In total, four (4) needs assessment survey responses were received from nonprofit organizations. Additionally, 17 consultation survey responses were received.

Please see Attachment A for consultation details.

## ***Provide a concise summary of the jurisdiction's activities to enhance coordination between public and assisted housing providers and private and governmental health, mental health and service agencies.***

CDBG staff continue to work closely with the Travis County Housing Finance Corporation and other Travis County departments to implement the actions outlined in the County's Fair Housing Plan. As part of this process, the County has convened an Affordable Housing Policy Committee. While the committee is made up of Travis County and City of Austin staff, the structure of the work includes consultation with an advisory group consisting of representatives from other units of local government, nonprofit and for-profit housing developers, and social service agencies. As the committee creates or refines policies, they will seek input from this advisory group to ensure effective coordination between all parties.

Additionally, CDBG staff and other Travis County Departmental staff participate in planning efforts that include a variety of stakeholders such as the City of Austin, local nonprofits, businesses, and other regional organizations. Some of these efforts include participation in Ending Community Homelessness Coalition (ECHO), the Central Texas Regional Assessment of Fair Housing, and a Joint Comprehensive Housing Market Study.

## ***Describe coordination with the Continuum of Care and efforts to address the needs of homeless persons (particularly chronically homeless individuals and***

**families, families with children, veterans, and unaccompanied youth) and persons at risk of homelessness.**

On January 25, 2020 as part of the annual Point-In-Time (PIT) Count of people experiencing homelessness, 886 staff and volunteers were deployed to survey 74 geographic sections throughout Travis County to help provide a more accurate count of the homeless population in outlying areas.

As stated in a January 7, 2021 press release:

*“Due to health and safety concerns around the ongoing COVID-19 pandemic, the Ending Community Homelessness Coalition (ECHO) sought and received an exception to the 2021 in-person Point in Time (PIT) Count of unsheltered individuals experiencing homelessness from the U.S. Department of Housing and Urban Development (HUD). In lieu of an in-person count, ECHO is using the Homeless Management Information System (HMIS) and other data sources to measure homelessness in our community and the impact of COVID-19.*

*The PIT Count is required by HUD every other year in communities that receive federal funding to address homelessness, and 2021 was slated to be a required year across the country. Due to the pandemic, however, HUD allowed communities to seek exceptions to a standard unsheltered count, and ECHO submitted and received approval for an exception late last year.”*

Travis County staff participates on the Independent Review Team, Membership Council, and Homelessness Equity Coalition Taskforce. During PY21, staff will continue its committee participation.

Regarding financial investments, the Family Support Services Division provides homelessness prevention services, and HHS provides general fund dollars to a variety of agencies that work on homelessness issues through its social service contract investments.

***Describe consultation with the Continuum(s) of Care that serves the jurisdiction's area in determining how to allocate ESG funds, develop performance standards for and evaluate outcomes of projects and activities assisted by ESG funds, and develop funding, policies and procedures for the operation and administration of HMIS.***

The Jurisdiction does not receive ESG funds.

**Describe Agencies, groups, organizations and others who participated in the process and describe the jurisdiction’s consultations with housing, social service agencies and other entities.**

See table below.

Table 4 – Agencies, groups, organizations who participated

1	<b>Agency/Group/Organization</b>	<b>The Arc of Capital Area</b>
	Agency/Group/Organization Type	Services-Persons with Disabilities Services-Education Other-Family Community Services
	What section of the Plan was addressed by Consultation?	Community Needs Assessment
	Briefly describe how the Agency/Group/Organization was consulted. What are the anticipated outcomes of the consultation or areas for improved coordination?	The agency completed the Consultations survey to help identify priorities for, and areas of, investment for the next program year.
2	<b>Agency/Group/Organization</b>	<b>Friends of the Children Austin</b>
	Agency/Group/Organization Type	Services-Children Services-Food Access or Hunger Services-Education
	What section of the Plan was addressed by Consultation?	Community Needs Assessment
	Briefly describe how the Agency/Group/Organization was consulted. What are the anticipated outcomes of the consultation or areas for improved coordination?	The agency completed the Consultations survey to help identify priorities for, and areas of, investment for the next program year.
3	<b>Agency/Group/Organization</b>	<b>Get Alarmed, LLC dba Security Consultant Pros</b>
	Agency/Group/Organization Type	Other – Security/Crime Prevention
	What section of the Plan was addressed by Consultation?	Community Needs Assessment
	Briefly describe how the Agency/Group/Organization was consulted. What are the anticipated outcomes of the consultation or areas for improved coordination?	The agency completed the Consultations survey to help identify priorities for, and areas of, investment for the next program year.
4	<b>Agency/Group/Organization</b>	<b>Austin Habitat for Humanity, Inc.</b>
	Agency/Group/Organization Type	Housing Services-Housing
	What section of the Plan was addressed by Consultation?	Community Needs Assessment

Table 4 – Agencies, groups, organizations who participated

	Briefly describe how the Agency/Group/Organization was consulted. What are the anticipated outcomes of the consultation or areas for improved coordination?	The agency completed the Consultations survey to help identify priorities for, and areas of, investment for the next program year.
5	<b>Agency/Group/Organization</b>	<b>Travis County Emergency Services</b>
	Agency/Group/Organization Type	Agency – Emergency Management Other government - County
	What section of the Plan was addressed by Consultation?	Community Needs Assessment
	Briefly describe how the Agency/Group/Organization was consulted. What are the anticipated outcomes of the consultation or areas for improved coordination?	The agency completed the Consultations survey to help identify priorities for, and areas of, investment for the next program year.
6	<b>Agency/Group/Organization</b>	<b>City of Lago Vista</b>
	Agency/Group/Organization Type	Agency – Emergency Management Other government – Local Other-Family Community Services
	What section of the Plan was addressed by Consultation?	Community Needs Assessment
	Briefly describe how the Agency/Group/Organization was consulted. What are the anticipated outcomes of the consultation or areas for improved coordination?	The agency completed the Consultations survey to help identify priorities for, and areas of, investment for the next program year.
7	<b>Agency/Group/Organization</b>	<b>Skillpoint Alliance</b>
	Agency/Group/Organization Type	Services - Youth Service-Employment Other-Workforce Development
	What section of the Plan was addressed by Consultation?	Community Needs Assessment
	Briefly describe how the Agency/Group/Organization was consulted. What are the anticipated outcomes of the consultation or areas for improved coordination?	The agency completed the Consultations survey to help identify priorities for, and areas of, investment for the next program year.
8	<b>Agency/Group/Organization</b>	<b>Travis County Transportation and Natural Resources</b>
	Agency/Group/Organization Type	Other government – County Other – Transportation/Transit

Table 4 – Agencies, groups, organizations who participated

	What section of the Plan was addressed by Consultation?	Community Needs Assessment
	Briefly describe how the Agency/Group/Organization was consulted. What are the anticipated outcomes of the consultation or areas for improved coordination?	The agency completed the Consultations survey to help identify priorities for, and areas of, investment for the next program year.
9	<b>Agency/Group/Organization</b>	<b>City of Creedmoor</b>
	Agency/Group/Organization Type	Other government – Local Other-Family Community Services
	What section of the Plan was addressed by Consultation?	Community Needs Assessment
	Briefly describe how the Agency/Group/Organization was consulted. What are the anticipated outcomes of the consultation or areas for improved coordination?	The agency completed the Consultations survey to help identify priorities for, and areas of, investment for the next program year.
10	<b>Agency/Group/Organization</b>	<b>Capital Metro</b>
	Agency/Group/Organization Type	Planning Organization Other-Transportation/Transit
	What section of the Plan was addressed by Consultation?	Community Needs Assessment
	Briefly describe how the Agency/Group/Organization was consulted. What are the anticipated outcomes of the consultation or areas for improved coordination?	The agency completed the Consultations survey to help identify priorities for, and areas of, investment for the next program year.
11	<b>Agency/Group/Organization</b>	<b>Meals on Wheels Central Texas</b>
	Agency/Group/Organization Type	Housing Services-Food Access or Hunger Services-Elderly Persons Services-Persons with Disabilities Regional Organization
	What section of the Plan was addressed by Consultation?	Community Needs Assessment
	Briefly describe how the Agency/Group/Organization was consulted. What are the anticipated outcomes of the consultation or areas for improved coordination?	The agency completed the Consultations survey to help identify priorities for, and areas of, investment for the next program year.
12	<b>Agency/Group/Organization</b>	<b>Ending Community Homelessness Coalition</b>

Table 4 – Agencies, groups, organizations who participated

	Agency/Group/Organization Type	Services-Homeless Planning Organization
	What section of the Plan was addressed by Consultation?	Community Needs Assessment Housing Need Assessment Public Housing Needs Homeless Needs - Chronically homeless Homeless Needs - Families with children Homelessness Needs - Veterans Homelessness Needs - Unaccompanied youth Homelessness Strategy Anti-poverty Strategy
	Briefly describe how the Agency/Group/Organization was consulted. What are the anticipated outcomes of the consultation or areas for improved coordination?	The agency participated in the Consultations survey to help identify priorities for, and areas of, investment for the next program year. The membership council meets monthly to make decisions regarding policy and resources for homeless and those at risk for homelessness. The group consists of providers of mental health, health, HIV/AIDS, domestic violence, veterans, youth aging out of foster care, hospitals, criminal justice and business and civic leaders and local governments. This monthly meeting serves as a coordination point that informs actions both within the Annual Action Plan scope and Countywide.
13	<b>Agency/Group/Organization</b>	<b>Integral Care</b>
	Agency/Group/Organization Type	Housing Services-Children Services-Food Access or Hunger Services-Alcohol or Substance Use Services-Homeless Mental Health Agency
	What section of the Plan was addressed by Consultation?	Community Needs Assessment
	Briefly describe how the Agency/Group/Organization was consulted. What are the anticipated outcomes of the consultation or areas for improved coordination?	The agency completed the Needs Assessment Consultations survey to help identify priorities for, and areas of, investment for the next program year.
14	<b>Agency/Group/Organization</b>	<b>Community Tech Network</b>

Table 4 – Agencies, groups, organizations who participated

	Agency/Group/Organization Type	Services-Digital Literacy/Broadband Access Services-Education
	What section of the Plan was addressed by Consultation?	Community Needs Assessment
	Briefly describe how the Agency/Group/Organization was consulted. What are the anticipated outcomes of the consultation or areas for improved coordination?	The agency participated completed their a Needs Assessment Consultations survey meeting with CDBG staff to help identify priorities for, and areas of, investment for the next program year.
15	<b>Agency/Group/Organization</b>	<b>Twin Creeks Park</b>
	Agency/Group/Organization Type	Other – Neighborhood Group
	What section of the Plan was addressed by Consultation?	Community Needs Assessment
	Briefly describe how the Agency/Group/Organization was consulted. What are the anticipated outcomes of the consultation or areas for improved coordination?	The resident completed the Consultations survey to help identify priorities for, and areas of, investment for the next program year.

**Identify any Agency Types not consulted and provide rationale for not consulting**

Through meetings and/or the survey all Agency types were consulted.

**Other local/regional/state/federal planning efforts considered when preparing the Plan**

Table 5 – Other local / regional / federal planning efforts

Name of Plan	Lead Organization	How do the goals of your Strategic Plan overlap with the goals of each plan?
Continuum of Care	ECHO	No specific goals are included for Federal funding; however, non-Federal sources of funding are coordinated.

In PY19, in order to assess current efforts, goals, and plans related to Community Development, Economic Development, and Housing needs in the region, CDBG staff participated in transit planning for a proposed regional rail line; attended meetings of the Strategic Planning Committee to Eliminate Childhood Lead Poisoning in Texas; and considered briefings, reports, and strategic plans issued by local and regional agencies.

In PY19 and PY20, CDBG staff focused primarily on the effort to coordinate state and federal funding provided for the preparation, prevention, or response to COVID-19. Since March 2020, the Travis County CDBG Office has received two CDBG-CV funding allocations from HUD, the first in April 2020 and the second in September 2020. Additionally, during PY20, the CDBG Office

received funds from TDHCA to administer the Texas Emergency Rental Assistance Program (TERAP) to income eligible residents within the Travis County CDBG service area.

In PY20, CDBG staff worked with the Travis County Transportation and Natural Resources (TNR) department to further address ongoing inquiries regarding the use of CDBG funds to address public transit. In 2018, Travis County staff worked to determine if it were feasible for CDBG funds to be spent on public transit. In 2018, it was determined CapMetro subcontracts its maintenance and operations (drivers and maintenance personnel) and its infrastructure construction (bus stops). In 2018, Travis County CDBG tried to fund transit, but contract negotiations were not successful because it would have required CapMetro to amend contracts that had already been negotiated with the union associated with the Operator and with the entity (not union associated) that completed construction of bus stops on CapMetro's behalf; thus, this was not feasible. As a result, CDBG worked with CapMetro to find an alternate route to fund the much-needed transit via the CapMetro 5307 Service Expansion Program and an associated Transit Development Plan including TNR's involvement in the long-term solution.

Additionally, the CDBG PY19-23 ConPlan does not include public services, except for those associated with COVID-19 response. Therefore, public transit is not an eligible project type for CDBG expenditures per the current 5-year ConPlan. The citizens residing in the services area have expressed needs, such as ADA compliant road repairs and access to water/wastewater, as their highest priority, and this is the focus of the PY19-23 ConPlan. Public Transit needs in Travis County are now being addressed through TNR's Transit Development Plan (TDP).

In the PY21 needs assessment survey, although public transit was noted as a need, please note the following:

- Resident response ranked infrastructure as a higher priority than public transit.
- The background provided herein explains why CDBG funds are not allocated to public transit:
  - Community (Public) Service is a low priority in the current PY19-23 Con Plan
  - Funding and procurement are not feasible due to the existing contracts established by CapMetro
  - Travis County has delegated the effort of addressing public transit to the Transportation and Natural Resources (TNR) Department
- CDBG-CV funding needs ranked community (public) service projects as high priority; however, CDBG-CV funding may only be allocated to:
  - A project that is tied to the preparation, prevention, or response to the COVID-19 pandemic. Per HUD, preexisting/ongoing needs that cannot be tied back to the preparation, prevention, or response to COVID-19 are ineligible to receive CDBG-CV funding, per HUD.

# III. Public Participation

## Summary of Citizen Participation Process / Efforts Made to Broaden Citizen Participation

For the Program Year 2021 (PY21) Action Plan, information on community needs was gathered through a variety of mechanisms. The public and service providers had the opportunity to provide input by 1) completing a survey, 2) virtually meeting with CDBG staff, or 3) speaking at a public hearing. Notification about participation opportunities was provided in a variety of formats, including print, online, and social media.

For PY21, one meeting to gather information about community needs was held at Travis County Commissioners' Court during the normally scheduled voting session. This public hearing was held via a virtual, online format due to the COVID-19 pandemic. The public was able to call into the meeting to ask questions or make comments. Additional community meetings were held with residents of the CDBG service area throughout PY20 to inform the PY21 Action Plan. CDBG staff participated in a total of five meetings with CDBG residents.

Resident surveys were available online in English and Spanish. Written surveys were available at public meetings and upon request for those without access to a computer or the internet. A total of 246 residents completed surveys to provide input on the Action Plan. The response rate more than doubled since only 104 resident surveys were completed for the PY20 Action Plan.

A provider, or organizational, survey was also available to gather input and was offered in English only. Several list-serves, including the County's contracted social service providers, were used to send out the link to the online survey through email. A total of four (4) surveys were completed by agencies. This represents an increase in participation in the organizational survey. Additionally, due to the COVID-19 pandemic, the Travis County CDBG Office administered the consultation survey via Survey Monkey, which generated 17 consultation responses, and hosted one virtual consultation meeting for organizations/service providers.

Residents ranked the following needs as the top three (3) priorities:

1. Infrastructure
2. Community (Public) Services
3. Public Building & Facilities

Each year, the way in which residents determine needs is likely driven by 1) personal needs, and 2) community need or community climate. Ultimately, infrastructure is consistently an ongoing urgent need for citizens. This was also conveyed verbally by a resident who called in during the March 23, 2021 needs public hearing and during the February 10, 2021 virtual neighborhood

meeting. Likewise, it is likely the COVID-19 pandemic has heightened residents' desires to see more community services to meet ongoing needs related to COVID-19. Please note, the Travis County CDBG Office is cognizant of COVID-19 response needs and has issued an annual needs assessment for CDBG-CV, since 2020 community (public) services has become a high priority, but only for COVID-19 or CDBG-CV funding opportunities.

Organizations ranked the following needs as the top three (3) priorities:

1. Housing
2. Populations with Specialized Needs/Services
3. Infrastructure *and Public Buildings & Facilities (tied or third)*

Community Services were not ranked by organizations.

All feedback, from residents and organizations, including the feedback received via consultations, helped guide decision-making when selecting projects for PY21 funding.

The public comment period was held from June 23, 2021-July 23, 2021. One hearing was held on July 13, 2021 via a virtual, online format due to the COVID-19 pandemic. The public was able to call into the meeting to ask questions or make comments. {X} public comments were received during the public hearing. {Staff note: To be updated after the July 13 public hearing.}

For more detail, please refer to Appendix A (Public Participation).

### ***Citizen Participation Outreach***

See table below.

Table 6. Citizen Participation Outreach

	Mode of Outreach	Target of Outreach	Summary of response/attendance	Summary of comments received	Summary of comments not accepted and reasons	URL (If applicable)
1	Public Hearing	Non-targeted/ broad community	<p>For PY21, one meeting to gather information about community needs was held at Travis County Commissioners' Court during the normally scheduled voting session. This public hearing was held via a virtual, online format due to the COVID-19 pandemic. The public was able to call into the meeting to ask questions or make comments. One comment was offered during the hearing.</p> <p>An additional hearing was held to receive comments on the draft PY21 Action Plan during the public comment period. {X} comment was offered during the hearing. {Staff note: To be updated after the July 13 public hearing.}</p>	<p>One comment was offered during the Needs Assessment public hearing.</p> <p>{X} comment was offered during the public hearing held during the public comment period. {Staff note: To be updated after the July 13 public hearing.}</p>	N/A	

Table 6. Citizen Participation Outreach

	Mode of Outreach	Target of Outreach	Summary of response/attendance	Summary of comments received	Summary of comments not accepted and reasons	URL (If applicable)
2	Public Meeting	Non-targeted/ broad community	CDBG staff held two virtual meetings: 1) February 10, 2021: Service Providers. 7 participants attended this meeting. 2) March 17, 2021: Neighborhood Groups – Two (2) neighborhoods and six (6) participants attended this meeting.	Participants met virtually with CDBG staff to receive information about the program and provide information on community needs. For detailed results please refer to the Appendix A (Public Participation).	N/A	

Table 6. Citizen Participation Outreach

	Mode of Outreach	Target of Outreach	Summary of response/attendance	Summary of comments received	Summary of comments not accepted and reasons	URL (If applicable)
3	Community Needs Assessment Survey	<p>Non-English Speaking - Specify other language: Spanish</p> <p>Non-targeted/ broad community</p>	A total of 246 residents and 4 representatives of agencies completed the survey.	<p>Residents top three priorities were:</p> <ol style="list-style-type: none"> <li>1. Infrastructure,</li> <li>2. Community Services, and</li> <li>3. Public Buildings &amp; Facilities.</li> </ol> <p>Organizations' top three priorities were:</p> <ol style="list-style-type: none"> <li>1. Housing,</li> <li>2. Populations with Specialized Needs, and</li> <li>3. Infrastructure and Public Buildings &amp; Facilities.</li> </ol> <p>For detailed results please refer to Appendix A (Public Participation).</p>	N/A	

Table 6. Citizen Participation Outreach

	Mode of Outreach	Target of Outreach	Summary of response/attendance	Summary of comments received	Summary of comments not accepted and reasons	URL (If applicable)
4	Newspaper Ad	<p>Minorities Non-English Speaking - Specify other language: Spanish</p> <p>Non-targeted/ broad community</p>	<p>The Community Needs public hearing date and information about participation opportunities was published in newspapers, including a Spanish language newspaper and a newspaper targeted to the African American community.</p> <p>For copies of the ads please refer to Appendix A (Public Participation). The invitation to comment on the draft PY21 Action Plan was released through all the same channels.</p>	N/A	N/A	
5	Internet Outreach	<p>Non-English Speaking - Specify other language: Spanish</p> <p>Non-targeted /broad community</p>	<p>Information about the Community Needs public hearing and participation opportunities was posted to the Travis County and CDBG webpages in English and in Spanish.</p>	N/A	N/A	<a href="https://www.traviscountytx.gov/health-human-services/cdbg/participate">https://www.traviscountytx.gov/health-human-services/cdbg/participate</a>

Table 6. Citizen Participation Outreach

	Mode of Outreach	Target of Outreach	Summary of response/attendance	Summary of comments received	Summary of comments not accepted and reasons	URL (If applicable)
6	Social Media	Non-English Speaking - Specify other language: Spanish  Non-targeted/ broad community	Information about the Community Needs public hearing and participation opportunities was posted through the Travis County twitter and Facebook accounts, and through the NextDoor networking service.	N/A	N/A	
7	Public Notice	Non-English Speaking - Specify other language: Spanish  Non-targeted/ broad community	Public notices (in English and Spanish) advertising the Needs Assessment public hearing and the invitation to comment on the draft PY21 Action Plan were posted at the seven Travis County Community Centers.  The draft PY21 Action Plan and summary document in English and Spanish will be available to the public at the community centers throughout the public comment period.	N/A	N/A	

Table 6. Citizen Participation Outreach

	Mode of Outreach	Target of Outreach	Summary of response/attendance	Summary of comments received	Summary of comments not accepted and reasons	URL (If applicable)
8	Mailing	Non-English Speaking - Specify other language: Spanish  Non-targeted/ broad community	The public notice (in English and Spanish) advertising the Needs Assessment public hearing was mailed to the general CDBG mailing list which includes residents, service providers, and other entities that have indicated an interest in receiving information on the CDBG program. The invitation to comment on the draft PY21 Action Plan was mailed to the same list.	N/A	N/A	

## IV. Expected Resources

For the Consolidated Planning period, the County anticipates receiving an estimated \$5,821,205. This estimate was made with the expectation that the County will receive an increased allocation over the planning period, as has been the case over the last several program years. The increased funding occurs due to the increased growth of both population and percentage of people living in poverty in the CDBG service area. In PY21, Travis County expects to receive \$1,264,331. For project details see Section VI and Appendix B (PY21 Projects & Alternate Projects). Prior year projects, including the Inclusive Park project and Austin’s Colony Street Improvements, are being implemented with funding from the corresponding prior year.

Table 7 – Annual Action Plan Expected Resources – Priority Table

Program	Source of Funds	Uses of Funds	Expected Amount Available Year 3				Expected Amount Available Remainder of ConPlan	Narrative Description
			Annual Allocation	Program Income	Prior Year Resources	Total		
CDBG (ONLY)	Public-Federal	Public Improvement /Housing	\$1,264,331	\$0	\$3,135,048	\$4,399,379	\$2,528,662	The <u>annual allocation</u> is the amount stated in the annual allocation letter received from HUD. A corrected PY21 funding allocation letter was provided to Travis County on May 18, 2021. 20% of the funding allocation will be set aside for admin and planning. There is no expected <u>program income</u> . The <u>prior year resources</u> are comprised of all prior year (PY15-PY20) funding balances available as of April 30, 2021,

								minus the remaining PY20 admin & planning budget. The annual allocation plus the prior year resources equals the <u>total</u> expected amount available in year three (PY21). The <u>expected amount available for the remainder of the ConPlan</u> period, which is (PY22 and PY23), is the annual allocation multiplied times two.
CDBG-CV (ONLY) <b>Included for information only</b>	Public-Federal	Public Services/ Community Services ( <b>Only for COVID-19 Response</b> )	\$0	\$0	\$1,588,708	\$1,588,708	\$0	In PY20, Travis County received CDBG-CV funding in allocations 1 and 3. In April 2020, Travis County received \$700,683 in CDBG-CV funds and a subsequent \$888,025 in September 2020. The programming of these funds for the preparation, prevention, or response to COVID-19 can be found in the PY19 Action Plan. This information is added to this table for informational purposes and to accurately convey all CDBG expected resources. These funds are not programed in this action plan. Please see the substantially amended PY19 Action Plan.

***Explain how federal funds will leverage those additional resources (private, state and local funds), including a description of how matching requirements will be satisfied***

CDBG match is not required, unless imposed by the grantee. The project proposed in the PY21 Action Plan does not have a private, state, or local fund match. However, previous year projects do include some local fund match dollars. Annually, due to the twenty percent maximum for administration and planning, the remainder of staff salaries and benefits not allocated to CDBG grant funds are paid with general (local) match funds.

***If appropriate, describe publicly owned land or property located within the jurisdiction that may be used to address the needs identified in the plan***

The Economic Development and Strategic Investment Division within the Planning and Budget Office completed an assessment of County-owned land and its appropriateness for affordable housing development. No County-owned parcels in the Travis County CDBG service area were determined to be appropriate for affordable housing development at this time. Outside the CDBG service area, a development, Travis Flats, was under construction. It is a mixed-use development that includes affordable housing and office space. Travis Flats was completed in May 2021. An additional parcel outside the CDBG service area has been identified for development, but the development timeline extends beyond this consolidated planning period.

## V. Annual Goals and Objectives

Table 8 - Goals Summary Information

	Goal Name	Start Year	End Year	Category	Geographic Area	Needs Addressed	Funding	Goal Outcome Indicator
1	Infrastructure	2018	2021	Non-Housing Community Development	N/A	Infrastructure	CDBG: \$1,011,465 (plus PY18, PY19, and PY20 prior year funding)	Public Facility or Infrastructure Activities other than Low/Moderate Income Housing Benefit: 2,875 Persons Assisted

Table 9 - Goal Descriptions

1	<b>Goal</b>	<b>Infrastructure</b>
	Description	Improve neighborhood quality through infrastructure projects including, but not limited to, street improvements, water/wastewater improvements, drainage and sidewalks.

***Estimate the number of extremely low-income, low-income, and moderate-income families to whom the jurisdiction will provide affordable housing as defined by HOME 91.215(b):***

No PY21 funds are allocated for affordable housing. However, the home rehabilitation program is included as an alternate project. CDBG will work to reallocate cost-savings for home rehabilitation as soon as possible in PY21 or PY22

# VI. Projects

## Introduction

Travis County residents, services providers and County departments had the opportunity to present potential CDBG projects through a variety of mechanisms:

- Completion of a Needs Assessment Survey.
- Attending a virtual public hearing.
- Meeting virtually with CDBG staff.

Those that were not able to meet with staff or attend the public hearing were encouraged to complete the Needs Assessment survey or to email or call the CDBG office. The survey was available on the Travis County website or by request from Travis County CDBG staff. It was also available at the seven Travis County Community Centers. The following projects were approved by the Commissioners Court on June 8, 2021 to be included in the public comment draft of the Action Plan. For a full description of projects, including relevant maps, please refer to Appendix B (PY21 Projects & Alternate Projects).

Table 10 – Project Information

#	Project Name	Proposed Funding
1	PY21 Forest Bluff Street Improvements (Phase 2)	\$1,011,465
2	PY21 Administration and Planning	\$ 252,866

### ***Describe the reasons for allocation priorities and any obstacles to addressing underserved needs***

In January 2021, Travis County received one potential new infrastructure project. After conducting an area of benefit analysis, it was determined that the project did not meet the national objective threshold. There is an opportunity to survey a smaller geographical area, which the Travis County CDBG Office will pursue for PY22, if the neighborhood is still interested. Additionally, there are several other existing infrastructure projects, which are underway and have received funding in prior program years, that are proposed as a primary or alternate project in the PY21 action plan. When considering a new project, first the CDBG Office assesses whether a

potential project: 1) met one of HUD's national objectives, 2) is eligible CDBG activities, and 3) is feasible and can be completed in a timely manner. Secondly, CDBG staff further evaluates the projects according to the following criteria:

ADDRESSES A HIGH PRIORITY GOAL OF THE STRATEGIC PLAN

Projects addressing one of the high priority categories identified in the strategic (consolidated) plan are given a priority.

FEASIBILITY OF PROJECT

Projects that have the ability to be implemented and completed within 18 months receive a more favorable review. Phased projects for which 12-18 months of work would leave an incomplete project with little to no impact are considered with less priority.

IMPACTS A SIGNIFICANT NUMBER OF HOUSEHOLDS

Project scope and the number of persons benefiting are considered to determine the level of project impact.

BENEFIT TO LOW/MODERATE-INCOME PERSONS

Projects that benefit low- and moderate-income households receive a more favorable review.

LEVERAGES/MATCHES WITH FUNDING FROM ANOTHER SOURCE

Projects that utilize other funds (federal, state, local, private) and public/private joint efforts receive a more favorable review.

ADDRESSES A GOAL IN THE FAIR HOUSING PLAN

Projects that further the County's fair housing goals receive a more favorable review. In addition, the Action Plan includes approved alternate projects. This allows for the pre-planning of unforeseen incidents and allows the CDBG program to utilize the funds in a timely manner toward pre-identified alternate projects. Resources, including time and money, that would otherwise be used to add or delete projects through the customary Substantial Amendment process described in the Citizen Participation Plan can be saved.

# Projects Summary

Table 11 – Project Summary

1	<b>Project Name</b>	<b>PY21 Forest Bluff Street Improvements</b>
	Target Area	N/A
	Goals Supported	Infrastructure
	Needs Addressed	Street improvements
	Funding	CDBG: \$1,011,465  The primary difference between the 2018-19 and 2021 construction cost estimates provided by design engineer is the quantity of sidewalk work and the estimated annual increase in pricing. The sidewalk work increased since even though the existing sidewalk is 4 feet wide, the cross-slope exceeds ADA criteria. This was not considered in the 2018 estimate amounting to a difference of \$194,000, including consideration of other cost differences. Annual construction pricing increases (5% per year) amount to \$88,000. Considering these two differences, the design engineer’s estimate appears in line with current construction costs.
	Description	Removal and replacement of existing sidewalks, driveways, intersection sidewalk ramps, and pavement overlay to achieve ADA compliance, and repair right-of-way to acceptable standards for County maintenance. This project has been phased over multiple program years. PY19 funds included design and environmental review. PY20 funding included partial construction for three of the five proposed streets to be improved. PY21 funding will fund the remaining of the Phase 2 construction budget. See Appendix B for a map and more information.
	Target Date	October 2021-September 2022
	Estimate the number and type of families that will benefit from the proposed activities	The improvements impact 2,875 persons, of which 80.7% are low-to-moderate income.
	Location Description	Forest Bluff, Precinct 1 of Travis County. Please see Appendix B for a map.

	Planned Activities	The design and environmental review are being funded with PY19 grant funds. PY20 funds will be used for proposed street improvements to sections of the following roads: Arizona Oak Lane, Bigelow Drive, Catsby Court, and Delta Post Drive. The remainder of construction will be funded with PY21 CDBG funds. As of June 2021, design is underway and quickly nearing completion. Following procurement, the estimated construction start date is January 2022. The project is slated to take approximately five (5) months to complete. See Appendix B for a map and more information.
3	<b>Project Name</b>	<b>PY21 Administration and Planning</b>
	Target Area	N/A
	Goals Supported	N/A
	Needs Addressed	N/A
	Funding	CDBG: \$252,866
	Description	Administration and planning activities
	Target Date	9/30/2022
	Estimate the number and type of families that will benefit from the proposed activities	N/A
	Location Description	N/A
	Planned Activities	The funds allocated for administration will pay for the operating expenses associated with the grant including office supplies, training, contracted services, interpreting, fair housing activities, membership, the Consolidated Plan and Action Plan, annual report, reporting, and other business related expenses. Additionally, the funds will pay for a portion of the salaries for one CDBG Senior Planner, one CDBG Planner (at 60% and 75%, respectively), and an Administrative Associate position, which is currently vacant. These positions are responsible for project development, action plan and annual report development, monitoring, and reporting and other tasks relating to administration and planning.

## Geographic Distribution

### ***Description of the geographic areas of the entitlement (including areas of low-income and minority concentration) where assistance will be directed***

The Travis County CDBG service area includes the unincorporated areas of Travis County and the Villages of San Leanna and Webberville. In PY20, three new cities were added to the CDBG service area for program years 20-22: City of Creedmoor, City of Lago Vista, and City of West Lake Hills. In PY21, the City of Bee Cave is tentatively under consideration for inclusion in the Travis County CDBG service area, pending the approval and execution of the urban county cooperation agreement.

One project funded within PY21 is within a few miles of ongoing infrastructure projects, which were funded in PY18, PY19 and PY20. No specific target areas are identified; however, the project funded for PY21 is in eastern Travis County, a historically underinvested area of the county. Please see Appendices B and C for maps showing project locations and impacted areas.

### ***Rationale for the priorities for allocating investments geographically***

While the program does not specifically target geographic areas within the jurisdiction, geography is a consideration when evaluating different types of projects. In impacted areas, primarily in the Southeastern parts of the jurisdiction, projects that improve access to services and improve neighborhood quality are prioritized. New housing development projects are prioritized in non-impacted areas of high opportunity that would further fair housing goals. Infrastructure projects are considered in areas of need throughout that jurisdiction and are typically located in neighborhoods characterized by isolated pockets of poverty.

Based on data that was available at the time the projects were evaluated, specifically according to data from the Kirwan Institute's Opportunity Mapping project, at the time the Forest Bluff street improvement and Kennedy Ridge wastewater improvement projects were first evaluated, it was determined they are located in very low-to-low opportunity areas. The CDBG program gives priority to projects that enhance access to services, facilities, and infrastructure in low opportunity areas. This is beneficial from a fair housing perspective, as it improves living conditions and provides improved access to an underserved area.

## VII. Affordable Housing

Table 12 - One Year Goals for Affordable Housing by Support Requirement

One Year Goals for the Number of Households to be Supported	
Homeless	0
Non-Homeless	0
Special-Needs	0
Total	0

Table 13 - One Year Goals for Affordable Housing by Support Type

One Year Goals for the Number of Households Supported Through:	
Rental Assistance	0
The Production of New Units	0
Rehab of Existing Units	0
Acquisition of Existing Units	0
Total	0

### Introduction

There is no PY21 funding associated with Affordable Housing goals. However, the CDBG home rehabilitation program is slated as an alternate project in the event there are sufficient cost-savings.

Travis County supports affordable housing through other avenues outside of HUD funding, including through the Travis County Corporations, HHS Housing Continuum Investments, and Travis County Commissioners Court-approved Resolutions of No Objection (RONO) for Low Income Housing Tax Credits (LIHTC). Finally, an affordable housing strategy with specific goals was created based on the results of the Comprehensive Housing Market Study and the Regional AI. The policy was drafted for further review by stakeholders and adoption by the Travis County Commissioner’s Court is pending.

### Public Housing

#### ***Actions planned during the next year to address the needs to public housing***

The Housing Authority of Travis County (HATC) manages five (5) affordable public housing sites, three (3) of which receive federal subsidy via US Department of Housing and Urban Development’s Project-Based Rental Assistance Program (Eastern Oaks Apartments, Alexander

Oaks Apartments, and Summit Oaks Apartments. The other two remaining, non-subsidized properties are Carson Creek Duplexes, and Manor Town Apartments), a Housing Choice Voucher Program, Special Purpose Vouchers (HUD-VASH, Mainstream Program and the Family Unification Program), and a Continuum of Care Grant. HATC has successfully converted its three (3) formerly public housing properties (105 units) to project base rental assistance (PBRA) under the Rental Assistance Demonstration (RAD) conversion program, as previously mentioned. Conversion to PBRA allows HATC to leverage debt in order to reinvest in the public housing facilities and to shift units to the Section 8 platform with the guarantee of long-term affordability.

There are no public housing units in the Travis County CDBG jurisdiction. CDBG program staff are actively engaged with housing authority staff in various capacities. The CDBG office and the HATC are always looking for potential partnership opportunities to create affordable housing units in the CDBG service area. To date no projects have been undertaken, but if a viable project is identified, staff will present it to the Travis County Commissioners Court for consideration.

Finally, housing authority staff will participate as members of the Advisory Group to the Affordable Housing Policy Committee, to provide feedback on policy decisions made by the committee. They are also organizational members of the Central Texas Fair Housing Working Group.

### ***Actions to encourage public housing residents to become more involved in management and participate in homeownership***

The HATC has an ongoing program in partnership with BCL of Texas to provide financial literacy classes to housing authority residents, the first step in financial independence that might result in homeownership. Additionally, the HATC partners with multiple organizations to provide housing counseling. Taken together, these actions help prepare residents for homeownership opportunities.

#### *Resident Services*

HATC has started a Foundation – The HATC Foundation - to raise funds specifically for programming for its residents. Since no properties are in the CDBG service area, no CDBG funds can assist HATC clients.

#### *HATC Board*

The Travis County Commissioners Court is responsible for appointing the Board for HATC. The State Legislature recently passed a bill allowing a recipient of the Housing Choice Voucher (HCV) program to be on the Board. The CDBG Office will work with the Travis County Intergovernmental Relations Office to update the application and process to account for this change. Encouraging HCV recipients to participate on the Board means increased understanding with policies based on lived experience.

***If the PHA is designated as troubled, describe the manner in which financial assistance will be provided or other assistance***

The Housing Authority of Travis County is not designated as troubled.

## **Homeless and Other Special Needs Activities**

***Describe the jurisdictions one-year goals and actions for reducing and ending homelessness including:***

**Reaching out to homeless persons (especially unsheltered persons) and assessing their individual needs**

Health and Human Services (HHS) provides general fund dollars to variety of agencies that work on homelessness issues through its social service contract investments. For example, HHS has a general fund contract with the Ending Community Homelessness Coalition to support outreach, Point-in-Time (PIT) count and related magnet events and Coordinated Assessment outside of the City of Austin. In addition, the Precinct 3 Constable's Office works with Integral Care to reach out to homeless encampments outside the urban core to facilitate connection to services.

The HHS social work team is a part of the Homeless management information system (HMIS) overseen by ECHO, this helps us better communicate with homeless clients applying for social work services and keep in contact with other agencies working with clients experiencing homelessness. The team came into contact with a large population of clients experiencing homelessness when working in the Palmer Events Center shelter after the winter storm.

ECHO, as the lead agency for the Austin/Travis County Continuum of Care, coordinates community outreach workers, facilitates the Coordinated Entry system, and ensures the connection of those experiencing homelessness to permanent housing programs.

The PATH program within Integral Care provides outreach services to people experiencing homelessness, both directly and through partnerships, such as with The Other Ones Foundation (at Camp Esperanza) and Sunrise Community Church. PATH also responds to referrals from the community, as well as from various elements of local government (e.g., the Parks and Recreation Department, TxDOT). We also participate in such efforts as the EAT Initiative, delivering food to vulnerable members of the homeless community, and are available to assist in response to floods, hurricanes, or other events which may deprive people of housing. Likewise, PATH provides outreach alongside Travis County Constables to those facing homelessness due to eviction.

The Homeless Outreach Street Team (HOST) has continued to provide outreach to people experiencing homelessness in the downtown and West campus area of Austin, TX. In March 2020 the scope of services and operations were scaled down due to COVID 19 protocols. The focus of

operations was shifted to targeted outreach to medically vulnerable persons experiencing homelessness for COVID 19 screening and general outreach to educate them about COVID 19 and the importance of social distancing. With the gradual reopening of City and County operations, services increased, and the team was back to normal operations by end of FY 2020. The HOST team continues to serve people experiencing homelessness by proactively reaching out to connect people to housing, case management, mental health care, primary health care and substance use treatment. The goal of HOST is to identify individuals who are homeless, learn what challenges they face and connect them to services they need to rebuild their health and well-being, reach their full potential, and contribute to the community.

### **Addressing the emergency shelter and transitional housing needs of homeless persons**

HHS provides general fund dollars to a variety of agencies that work on homelessness issues through its social service contract investments. No CDBG funds will be used in PY21 for emergency or transitional housing.

The HHS Family Supportive Services (FSS) Department meets with social work (SW) clients at least once a month (usually every 2 weeks or weekly) and make goals with the client towards obtaining their basic needs. We help advocate for clients and help them locate housing they qualify for and assist with competing applications for the housing.

### **Helping homeless persons (especially chronically homeless individuals and families, families with children, veterans and their families, and unaccompanied youth) make the transition to permanent housing and independent living, including shortening the period of time that individuals and families experience homelessness, facilitating access for homeless individuals and families to affordable housing units, and preventing individuals and families who were recently homeless from becoming homeless again**

The Ending Community Homelessness Coalition (ECHO) is a collaborative funding and planning nonprofit that is the lead agency for the Austin/Travis County Continuum of Care (CoC). The organization is charged with bringing together other nonprofit resources and making them accessible to the homeless population. ECHO utilizes a system of outreach to assess and determine the needs of men, women, children, veterans, and families who are homeless or at-risk of becoming homeless. Working with a group of nonprofits, individuals experiencing homelessness are connected to resources including prevention strategies, emergency shelters, rapid re-housing, and permanent housing.

As the Collaborative Applicant for CoC Program funds, ECHO facilitates the annual CoC NOFA Funding Competition and oversees the performance and implementation of federal funds which includes 9 Permanent Housing projects. ECHO facilitates the CoC governance structure, develops the community Written Standards for Service Delivery, provides trainings on best practices, and tracks the community's performance and progress on ending homelessness.

ECHO's Housing Department provides Landlord Outreach services to support homeless service providers and partners with various housing programs/agencies. Providing the community with coordinated Landlord Outreach Services (LOS) ensures that persons experiencing homelessness can quickly access available and diverse housing units and ensures families quickly exit homelessness into stable and safe permanent housing. LOS services include two parts: 1) Housing Navigation where staff work directly with participants to locate and secure available housing and 2) Community Property Engagement staff would assist with recruiting landlords, identifying units, and negotiating lower barrier screening.

ECHO partners with local PHAs; including Housing Authority Travis County on establishing Administrative Plans that are low barrier and prioritize households experiencing homelessness for subsidized and affordable housing opportunities.

The Ending Youth Homelessness (EYH) initiative is a collaborative effort to end homelessness among youth populations in Austin/Travis County. Youth experiencing homelessness are a particularly vulnerable population, but when engaged with the right combination of support, counseling, economic opportunity, and affordable housing, youth experiencing homelessness can stabilize and thrive. With support, many youths can self-resolve their homelessness. When this self-resolved homelessness is accurately captured in the Homeless Management Information System (HMIS) database, the EYH initiative reduced overall homelessness among youth in Austin/Travis County by 28 percent in 2019.

ECHO continued to support and monitor the communities' progress on Ending Youth Homelessness. The Austin/Travis County CoC served 377 households experiencing homelessness from 10/1/2019 to 9/30/2020. 87 of these households exited from the system to permanent housing destinations.

The EYH initiative meetings were put on pause during 2020, due to the Covid-19 pandemic. The quarterly meetings have recently restarted. Integral Care plans to participate in these quarterly meetings. Integral Care typically does not house youth through this program due to other agencies typically taking the lead with youth homelessness. Lifeworks Caritas and Safe are the primary entities for youth homelessness.

**Helping low-income individuals and families avoid becoming homeless, especially extremely low-income individuals and families and those who are: being discharged from publicly funded institutions and systems of care (such as health care facilities, mental health facilities, foster care and other youth facilities, and corrections programs and institutions); or, receiving assistance from public or private agencies that address housing, health, social services, employment, education, or youth needs.**

The Family Support Services Division within HHS provides rent and utility assistance to aid in preventing loss of housing through general fund and other grants. The social work team holistically assists individuals and families in gaining or maintaining housing stability.

Additionally, HHS provides general fund dollars to variety of agencies that work on homelessness issues through its social service contract investments. No federal funds are slated to be used in PY21 for housing stability. However, please note the home rehabilitation program is an alternate project, and if implemented can help low-income individuals and family avoid becoming homeless by addressing housing needs through home rehabilitation.

Families with Voices works with families who are experiencing homelessness, are at risk of homelessness or are experiencing housing instability. Families work with a housing stability specialist to determine rental and utility assistance to help stabilize the family.

Integral Care provides Homeless Prevention Funds to individuals and families who are at risk of becoming homeless. Assistance may include financial assistance in the form of rental payments, rent debt payments, security and utility deposits or utility payments.

Table 14 - One Year Goals for Housing through HOPWA

One year goals for the number of households to be provided housing through the use of HOPWA <sup>1</sup> for:	
Short-term rent, mortgage, and utility assistance to prevent homelessness of the individual or family	N/A
Tenant-based rental assistance	N/A
Units provided in housing facilities (transitional or permanent) that are being developed, leased, or operated	N/A
Units provided in transitional short-term housing facilities developed, leased, or operated with HOPWA funds	N/A
Total	N/A

<sup>1</sup>The County does not receive HOPWA funding.

## Barriers to Affordable Housing

### Introduction

The Austin Metropolitan Statistical Area (MSA), which encompasses Travis County as well as Bastrop, Caldwell, Hays, and Williamson counties, is one of the fastest growing regions in the country. This population growth has resulted in increased demand for housing, and steep and rapid increases in local housing prices and rents throughout the region—and was shifting in 2018 to surrounding suburban areas including Georgetown, Cedar Park, Round Rock and Pflugerville. Available housing inventory has continued to drop in 2019 and is very low within the City of Austin, with only 1.3 months of inventory available as of November 2019.

The shifting population patterns are likely due to the extremely tight housing market within Austin, new housing development trends outside the urban core, and housing affordability. As demand for housing shifts to areas outside the urban core, it will be important for local

governments and agencies to look for ways to create or preserve affordable and moderately priced housing throughout the regional market.

From 2014 to 2018, the total number of owner-occupied homes increased by 13% (28,440 units). Homes valued below \$300,000 decreased by 27% (36,640 units) while homes valued at or above \$300,000 increased by 74% (65,080 units).

In 2018, only 15% of Travis County owner-occupied homes were valued under \$200,000 (approximately 38,616 units), nearly one-quarter (24%) were valued between \$200,000 and \$299,999, and 61% were valued at or over \$300,000. In 2018, Travis County's reported median home value for owner-occupied housing units was \$355,200, an increase of \$94,365 since 2014 when adjusted for inflation. That median home value was higher than Texas (\$186,000) and the U.S. (\$229,700). The median home values also rose at a faster pace in Travis County (36%) when compared to Texas (25%) and the U.S. (19%).

The 2018 contract rent distribution in Travis County is heavily skewed towards the highest dollar amounts. In 2018, 88% of Travis County's occupied rental units had rents at or above \$750, an increase of 72% since 2014. Only 10% of occupied rental units had rents of \$749 or less in 2018, a considerable decrease from 25% in 2014.

There are 486,548 occupied housing units in Travis County of which 48% is renter-occupied and 52% is owner-occupied. Many renters and owners experience a housing cost burden, which is defined as spending 30% or more of household income on housing costs. However, the percent of households that are cost burdened is higher among renters at 47% compared to 23% of owners. Twenty-two percent (52,473 units) of renters spend 50% or more of their income on housing costs compared to 9% (23,679 units) of owners.

Travis County's power to affect land use and residential development is limited by state law, although the County can achieve this through property deed restrictions and subdivision regulations allowing density and intensity of use, which are jointly coordinated with the City of Austin within the ETJ. Austin/Travis Subdivision Regulations include standards for small lot, townhouse, and attached single-family development.

In 2021, the cost of living in the Austin-Round Rock MSA (Travis County) has increased by 28%. The effort to rehabilitation existing owner-occupied homes for income eligible residents, as well as continuing to support fair housing compliant low-income housing tax credit projects will continue to be critical efforts to combat the persistent increase in rising housing costs in Travis County.

***Actions it planned to remove or ameliorate the negative effects of public policies that serve as barriers to affordable housing such as land use controls, tax policies***

***affecting land, zoning ordinances, building codes, fees and charges, growth limitations, and policies affecting the return on residential investment***

- Collaborate with the City of Austin to create policy alignment and efficiencies for development and permitting in its ETJ.
- Review and evaluate policies related to septic systems to determine what, if any, actions can be taken to reduce the issues preventing repair or installation of systems.
- Review and clarify the County’s policy, authority and actions taken to ensure that accessibility standards and requirements of the ADA and FHAA are achieved.
- The CDBG Program reviews tax credit projects and other affordable housing opportunities for compliance with its Fair Housing requirements.
- The Department funds CARTS to provide van service that expands rural transportation access.
- The CDBG website has a Housing Resource page that includes link to financial counseling and homebuyer education.
- In PY17, the CDBG program funded a land acquisition in support of the development of 312 units of affordable multifamily housing. Occupancy of these units began in 2019.
- The Travis County Housing Finance Corporation provides homebuyer down payment assistance and issues tax exempt bonds to finance Low Income Housing Tax Credit properties.
- The abovementioned barriers to affordable housing are important and remain a priority. However, due to the COVID-19 pandemic, the County’s efforts have been primarily focused upon COVID-19 response. Nonetheless, the CDBG is working to reallocate prior year cost savings for the purposes of rehabilitating owner-occupied housing, which is the CDBG Office’s effort, through home stabilization, to address barriers to affordable housing.

***Discussion***

In addition to the actions described above, the County has created an Affordable Housing Policy Committee to align affordable housing policies across all Travis County departments, in accord with the recommendations outlined in the Analysis of Impediments. To date the committee has accomplished the following:

- The TCCC approved a set of values which guide the committee work;
- Drafted Opportunity and Fair Housing Assessment Standards;
- Drafted policy language and program tools (i.e. applications, internal review forms) related to the Decision Making Standards & Criteria for Affordable Housing and Opportunity as well as Fair Housing Standards;
- Created Chapter 277 Affordable and Fair Housing Policies and Procedures which includes the Court approved values, housing policy statements and the Fair Housing Screen for Low Income Housing Tax Credit projects;

- Assisted in the drafting of the Affordable Housing section of the Public Improvement District (PID) policy, which is outside of the Committee’s work plan;
- Provided research support to Travis County Planning and Budget Office on In Lieu Fees;
- Identified and researched a set of potential Implementation Tools for Affordable Housing Expansion and provided a briefing and recommendations to TCCC on the tools;
- Created Implementation Tools for County use. Tools were prioritized if they generate revenue and/or affordable housing units or if they are new tools that best leverage existing resources; and
- Created a draft Affordable Housing Policy.

The Committee was placed on hold towards the end of 2019 and remained on hold throughout 2020 and into 2021. There has been discussions on affordable housing and the policy committee, but the preparation, prevention, and response to COVID-19 took precedent over staff’s effort to reinvigorate the Affordable Housing Policy Committee.

## VIII. Other Actions

### ***Actions planned to address obstacles to meeting underserved needs***

The CDBG program continually advocates on behalf of the low-income residents of the unincorporated areas. CDBG staff work to raise awareness, both within County departments and with subrecipients and other partner organizations, of the need to improve access to services for residents of the unincorporated areas who are geographically isolated from the urban core and with limited transit options.

The County has adopted a Transit Development Plan, Transportation Blueprint, and Economic Development Strategic Plan. The CDBG Office was involved as a reviewer, committee member, or engagement participant on all three of these plans.

Planned or ongoing actions include:

- Execute the Fair Housing Implementation Plan
- Collaborate with Emergency Services and TNR to address gaps/needs for Disaster Recovery & Resilience
- Collaborate and coordinate with internal and external partners around investments that improve opportunity across the CDBG service area
- Work with internal and external partners to coordinate engagement opportunities and set up times to meet with different HOAs, community and faith-based groups

### ***Actions planned to foster and maintain affordable housing***

- The Home Rehabilitation program is proposed as an alternate project in the PY21 Action Plan. When implemented, it will assist in maintaining and improving owner occupied homes for low- and moderate-income households.
- Street improvement projects will help maintain neighborhood quality, thereby helping to preserve home values of low- and moderate-income households.
- An affordable housing strategy based on the Fair Housing Plan and Comprehensive Housing Market Study was drafted. The policy is under further review by stakeholders. Adoption by the Travis County Commissioner's Court is pending.
- Complete fair housing reviews (for Resolutions of No Objection) and related fair housing screening for a variety of potential or proposed projects.

### ***Actions planned to reduce lead-based paint hazards***

In order to increase awareness about lead-based paint hazards and housing, Travis County will annually recognize National Lead Poisoning Prevention (NLPP) Week, which is sponsored by the

Centers for Disease Control, the U.S. Environmental Health Agency, and the U.S. Department of Housing and Urban Development. The observation of National Lead Poisoning Prevention (NLPP) Week for PY21 occurs the week of October 24-30, 2021. In addition, information and resources related to lead poisoning hazards and poisoning prevention along with lead-based paint abatement and remediation is available on the Travis County CDBG website.

### ***Actions planned to reduce the number of poverty-level families***

Travis County's lead agency for administering CDBG funds is the Health and Human Services (HHS) Department. The goal of the department is to address community needs through internal and external investments and services. The department strives to accomplish the following: maximize quality of life for all people in Travis County; protect vulnerable populations; Invest in social and economic well-being; promote healthy living: physical, behavioral, and environmental; and build a shared understanding of our community. Travis County operates a number of anti-poverty programs that assist individuals and families on multiple fronts in transitioning from crisis to self-sufficiency. The County carries out its anti-poverty programs both through the direct delivery of services managed by HHS and by purchasing services from private and not-for-profit agencies in the community. In addition to the provision of direct services, Travis County continually assesses the poverty and basic needs of county residents, works with stakeholders in facilitating anti-poverty efforts, and supports public policy initiatives that prevent and ameliorate conditions of poverty.

### ***Actions planned to develop institutional structure***

- Review and evaluate policies related to septic systems to determine what, if any, actions can be taken to reduce the issues preventing repair or installation of systems.
- Review and clarify the County's policy, authority, and actions taken to ensure that accessibility standards and requirements of the Americans with Disabilities Act (ADA) and Fair Housing Amendments Act (FHAA) are achieved.
- Review and further clarify the County's policies and procedures as it relates to 2 CFR Part 200 Procurement Procedures.
- Review and further clarify the County's policies and procedures as it relates to Conflict of Interest best practices and training.
- Collaborate with Emergency Services and TNR to address gaps/needs for disaster recovery and resilience.
- Work with internal and external partners to coordinate engagement opportunities and set up times to meet with different Homeowners Associations (HOAs), community, and faith-based groups.

- Update County Code, Chapter 277, Affordable and Fair Housing policies in alignment with the affordable housing strategy based on the Fair Housing Plan and Comprehensive Housing Market Study.

***Actions planned to enhance coordination between public and private housing and social service agencies***

- Collaborate with the City of Austin to create policy alignment and efficiencies for development and permitting in its Extraterritorial jurisdiction (ETJ).
- Execute the Central Texas Regional Fair Housing Implementation Plan.
- Collaborate and coordinate with internal and external partners around investments which improve opportunity across the CDBG service area.
- An affordable housing strategy based on the Fair Housing Plan and Comprehensive Housing Market Study was developed. The policy is under further review by stakeholders. Adoption by the Travis County Commissioner’s Court is pending.
- Complete fair housing reviews or screens for a (Resolution of No Objection) and opportunity analyses for a variety of projects. See Table 15 below for details and progress from the 2017 inception to-date.

Table 15 – LIHTC Projects that Received a RONO

	<b>PY17</b>	<b>PY18</b>	<b>PY19</b>	<b>PY20</b>
<b>Number of LIHTC Projects</b>	2	5	9	4
<b>Number of Affordable Units</b>	347	1,060	2,654	1,077

# IX. Program Specific Requirements

## **Community Development Block Grant Program (CDBG)**

Projects planned with all CDBG funds expected to be available during the year are identified in the Projects Table. The following identifies program income that is available for use that is included in projects to be carried out.

1. The total amount of program income that will have been received before the start of the next program year and that has not yet been reprogrammed	0
2. The amount of proceeds from section 108 loan guarantees that will be used during the year to address the priority needs and specific objectives identified in the grantee's strategic plan.	0
3. The amount of surplus funds from urban renewal settlements	0
4. The amount of any grant funds returned to the line of credit for which the planned use has not been included in a prior statement or plan	0
5. The amount of income from float-funded activities	0
Total Program Income:	0

## **Other CDBG Requirements**

1. The amount of urgent need activities	0
2. The estimated percentage of CDBG funds that will be used for activities that benefit persons of low and moderate income. Overall Benefit - A consecutive period of one, two or three years may be used to determine that a minimum overall benefit of 70% of CDBG funds is used to benefit persons of low and moderate income. Specify the years covered that include this Annual Action Plan.	100%

## **Discussion**

The benefit was determined based on one year of funding, PY21.



# APPENDICES

## *APPENDICES A-C*



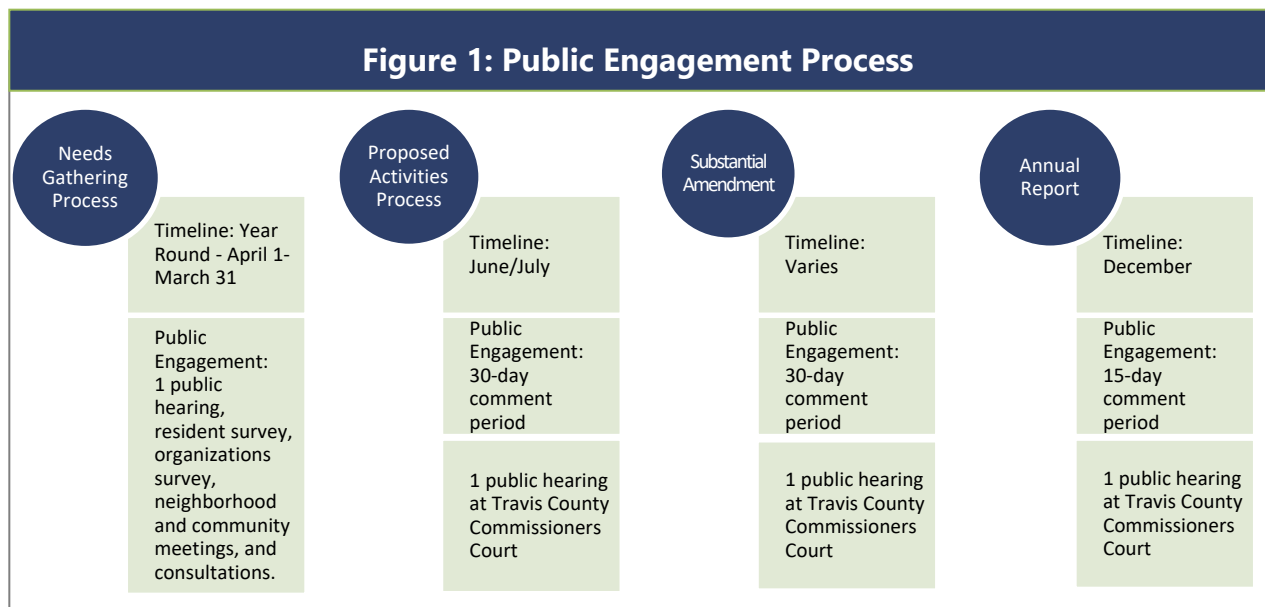
# APPENDIX A

# *PUBLIC PARTICIPATION*



# PUBLIC PARTICIPATION

Public engagement occurs throughout Community Development Block Grant (CDBG) activities for four main purposes: needs gathering, approval of proposed actions, the substantial amendment process (if applicable), and the annual report (see chart below).



The Travis County Consolidated Plan is a Strategic Plan that identifies needs and sets priorities, outcomes, and objectives for the CDBG program for a five-year period. The Consolidated Plan is developed through a collaborative process and Public Engagement is a critical component. The Annual Action Plan is a document that outlines needs and projects that will guide how the upcoming year’s funding will be allocated. In the year that the Consolidated Plan is developed, the public hearings for input on the Annual Action Plan and Consolidated Plan are held at the same time.

## SUMMARY OF PUBLIC PARTICIPATION

For the Program Year (PY) 2021 Action Plan, information on community needs was gathered through a variety of mechanisms. Residents and organizations had the opportunity to provide input by (1) attending a public hearing in March 2021 and/or (2) completing a Needs Assessment survey. In addition, residents were invited to request

and/or attend neighborhood or community meetings, and organizations staff were invited to participate in consultation meetings with CDBG staff.

As a result of the public participation process:

- Two (2) virtual meetings were held via Microsoft Teams:
  - February 10, 2021 – Virtual Consultation Meeting with Service Providers
  - March 17, 2021 – Virtual Neighborhood Meeting
- 17 consultations surveys with agencies or organizations were received
- 246 residents and 4 organizations participated in a Needs Assessment survey

Information collected in the public participation process helped CDBG staff determine priorities projects for PY21.

The draft of the PY21 Action Plan will be posted for public comment. A public hearing will be held on Tuesday, July 13, 2021.

### **Information Gathering Public Hearing**

One (1) public hearing was held during the normally scheduled Commissioner’s Court voting session on March 23, 2021 via a virtual, online format due to the COVID-19 pandemic. The public was able to call into the meeting to ask questions or make comments. One public comment was offered at this hearing and addressed by staff.

### **Public Comment Period**

The draft of the PY21 Action Plan typically has a 30-day public comment period and the action plan is slated to be available for public comment June 23, 2021 through July 23, 2021. CDBG may, in its discretion utilize a shorter public comment period, no less than 5-days per waivers of the following regulations: 24 CFR Part 91.105(c)(2) and (k). A public hearing will be held on Tuesday, July 13, 2021.

### **Neighborhood and Community Meetings**

Travis County CDBG staff conducted a virtual meeting with neighborhood and community groups during the Needs Gathering process in order to solicit information from residents and neighborhood groups. This virtual meeting included time to inform the community about the purpose and uses of CDBG, and to solicit input from residents about their housing, community development, and public service needs.

<b>Neighborhood &amp; Community Meeting</b>	<b>Dates</b>
Representative of Northridge Acres Neighborhood	March 17, 2021
Representatives of Twin Creeks Park Neighborhood	March 17, 2021

## **Advertising and Outreach**

The opportunity to participate was advertised on the Travis County website ([www.co.travis.tx.us/CDBG](http://www.co.travis.tx.us/CDBG)), the seven community centers, and via social media. The notice advertising the public hearing and needs survey (in English and Spanish) was mailed and emailed to the general CDBG mailing list which includes residents, service providers, and other entities that have indicated an interest in receiving information on the CDBG program. The invitation to comment on the Draft Action Plan will be distributed to the same list. In addition, CDBG staff sent individual emails to people identified in positions of community and/or neighborhood leadership in CDBG service areas to invite participation in the resident needs survey, and to offer the opportunity to request a neighborhood meeting.

Information about the Needs Assessment public hearing and the Needs Assessment survey were posted to CDBG-area neighborhood groups via NextDoor.

An advertisement for the March 23, 2021 public hearing and needs survey appeared in the following newspapers of general circulation: *The Austin-American Statesman* and *The Villager*.

To reach the Spanish speaking population, the advertisement appeared in the Spanish language newspaper, *El Mundo*. The invitation to comment on Draft of the PY21 Action Plan will be released through all the same channels.

## **Surveys**

Resident surveys were available online or by postal mail in English and Spanish and upon request for those without access to a computer or the internet. A total of 246 residents completed surveys to provide input on the PY21 Action Plan.

An organizations survey was also available to gather input. This survey was available in English only. Several list-serves, including the County's contracted social service providers, were used to send out the link to the online survey through email. A total of 4 surveys were completed by agency personnel.

## **Provider Consultations**

To inform the PY21 Action Plan, CDBG staff worked to engage service providers via a virtual meeting and an online survey. The virtual meeting in Microsoft Teams was implemented to compensate for the lack of in-person engagement due to social distancing requirements as a result of the coronavirus pandemic. With permission from

all attendees, the virtual consultation meeting was recorded to allow for future reference.

### *Consultation Virtual Meeting*

<b>Consultations Virtual Meeting</b>	<b>Date</b>
Multiple Agencies/Service Providers met via Microsoft TEAMS	February 10, 2021

Travis County CDBG staff engaged leaders of various County departments as well as local service providers and coalition groups in a virtual consultation meeting in order to ascertain the status—as well as needs and gaps—for current programs and projects in the CDBG service area. County departmental leadership that participated in the consultation process include: Emergency Services, Transportation and Natural Resources and the HHS CDBG Office. The following seven (7) service providers participated in the virtual consultation meeting: Austin Habitat for Humanity, Austin, Child Guidance Center, Ending Community Homelessness Coalition (ECHO); Integral Care; The Arc of the Capital; Get Alarmed, Travis County Justice Planning and the Travis County CDBG Office.

With such a diverse group of service providers, the collaborative virtual consultation allowed for a focused discussion on the following key questions:

1. What issues or challenges do you see?
2. How are those concerns being addressed?
3. How can CDBG be informed about the work and service your team or organization provides?

The collective response to the first question, *“what issues or challenges do you see?”* was 1) a digital divide or access to Wi-Fi; 2) transportation; 3) homelessness connectivity; and 4) COVID-19 issues while remaining connected in a safe manner all be issues or challenges.

The collective response to the second question, *“how are those concerns (in question #1) being addressed?”* was 1) mapping; 2) tele-services.

The collective response to the third question, *“How can CDBG be informed about the work and services your team or organization provides?”* was 1) CDBG should participate in subject-matter discussion groups; 2) CDBG should provide notifications on funding availability. Services providers really need to know when funding is available, and there is a need for technical assistance availability; and 3) Monthly or quarterly updates from CDBG would be appreciated for by service providers. CDBG should be more proactive in reach out to service providers on updates and figure out how we can delineate the distribution of information for residents and service providers.

### *Consultation Survey*

The following 15 county departments, agencies/service providers and one neighborhood representative responded to the CDBG consultation survey:

- Integral Care
- The Arc of the Capital
- Friends of the Children Austin,
- Get Alarmed,
- Austin Habitat for Humanity, Inc.,
- Skillpoint Alliance,
- Ending Community Homelessness Coalition, Inc. (ECHO),
- Meals on Wheels and More, Inc.,
- Community Tech Network,
- Travis County Emergency Services Department,
- Travis County Transportation & Natural Resources Department,
- Capital Metro
- City of Lago Vista,
- City of Creedmoor, and
- Twin Creek Park neighborhood representative

The PY21 consultation survey was revised to add more quantitative responses and was distributed via Survey Monkey offering a more user-friendly experience. As shown from the respondent list above, CDBG staff consulted three transportation service providers, two emergency management providers, one health service provider, one broadband service provider, two homelessness services providers, four family/community services providers, two youth services providers, and two affordable housing service providers.

When asked, *“is there a possibility for collaboration or coordination with internal and external partners around investments that could improve opportunities?”* 96% of providers consulted responded yes. We learned of the 17 agencies consulted, only 59% regularly engage residents who live in the Travis County CDBG service area.

Additionally, when asked, *“do you feel broadband access and/or infrastructure is a major concern for serving the citizens of Travis County?”*, a compelling 82% of providers consulted responded yes.

Through the consultation survey responses, the Travis County CDBG team also learned 71% of responding providers have switched to engaging the public virtually since the COVID-19 pandemic and equally 71% of responding service providers indicated they are still interacting with the public in-person, although it should be noted some comments stated engagement is in small groups, at-stop outreach, and some meet with community groups or in-person when necessary with masking and social distancing. 47% of responding service providers have noticed a decrease in services provided by their organizations and 41% have noticed an increase in the services being provided by their organizations.



## DETAILED RESULTS OF PARTICIPATION PROCESS

### Action Plan Needs Assessment Survey Summary of Results

To assist in determining the priorities for PY21, residents and organizations were asked to identify greatest needs in their communities in two different ways: first, by selecting all needs that apply (from a list of 40 needs); and second, to list the top three needs in order of importance. Respondents also had the option of writing in a need not listed in the 40 choices on the survey. The needs were grouped into the following service categories: Populations with Specialized Needs, Public Buildings & Facilities, Community Services, Infrastructure, Business & Jobs, and Housing.

#### **Residents**

In total, 246 responses were gathered from the resident surveys. The table below provides the rankings of needs by category based on the identified top three needs. Infrastructure was ranked by far as the highest category of need, followed by Community Services and then Housing.

Ranking of Service Categories by Residents	
Service Category	Ranking
<b>Infrastructure</b>	<b>1</b>
<b>Community Services</b>	<b>2</b>
<b>Public Buildings &amp; Facilities</b>	<b>3</b>
Housing	4
Populations with Specialized Needs	5
Other Categories / write-ins	6
Business & Jobs	7

#### **Organizations (Agencies & Social Service Providers)**

In total, 4 responses were gathered from local organizations. Respondents were asked to identify needs in the same way that residents were. Organizations ranked Housing as the most important need, Populations with Specialized Needs/Services as second important and Infrastructure and Public Buildings & Facilities each ranking third in importance.

Ranking of Service Categories by Social Service Providers	
Service Category	Ranking
<b>Housing</b>	<b>1</b>
<b>Populations with Specialized Needs/Services</b>	<b>2</b>
<b>Infrastructure</b>	<b>3</b>
<b>Public Buildings &amp; Facilities</b>	<b>3</b>

#### **Comparison of Resident and Organizations Priority Rankings of Needs by Category**

Both residents and organizations reported that Infrastructure is a high priority. However, while residents ranked Infrastructure as by far the most important need, organizations ranked it second. This difference is likely due to residents having more direct experience of the infrastructure, or

lack thereof, in the unincorporated areas, while service providers may not be aware of the degree of need in this area.

Prioritized Needs, Detail

Residents and providers were asked to list the top three needs in their neighborhoods or communities in order of importance; 1, 2, 3, with 1 being the most important. The results are detailed in the tables that follow, using weighted totals where the top need was given 3 points, the second need given 2 points, and the third need given 1 point. The greater the sum of the points, the greater the indicated need.

<b>Business &amp; Jobs</b>	<b>Resident Total</b>	<b>Provider Total</b>
Small Business Loans	1	0

<b>Community Services</b>	<b>Resident Total</b>	<b>Provider Total</b>
Public Transit	116	0
Police presence/law enforcement	72	0
Youth services for older children and teens	27	0
Help avoiding eviction or foreclosure	23	0
Food pantries	14	0
Animal Services/Control	13	0
Job training services/job opportunities	11	0
Affordable afterschool care or summer care for children ages 5+	10	0
Banking services	5	0
Waste/Recycling/Litter services	4	0
English language learning services	3	0
Utility assistance	3	0
Childcare for children under 5	2	0
Help avoiding discrimination in renting or buying housing	0	0
Literacy/Adult Basic Education	0	0
Legal Aid	0	0

<b>Housing</b>	<b>Resident Total</b>	<b>Provider Total</b>
Affordable housing (to buy)	34	1
Home repair	26	3
Affordable housing (to rent)	15	1
Home energy efficiency improvements	13	0
Septic system repair	7	2
Transitional housing	6	0
Mobile home replacement	4	1
Lead-based paint hazards	0	0

<b>Infrastructure Needs</b>	<b>Resident Total</b>	<b>Provider Total</b>
Street Improvements	253	1
Grocery stores/healthy food options	139	0
Water and Sewer Improvements	103	0
Access to the internet	77	2
Sidewalks, curbs, or gutters	68	0
Street lighting	46	0
Disaster preparedness (for wildfire or flood)	45	0
Improved street drainage	43	0
Electricity and Utility Improvements	3	0

<b>Public Buildings &amp; Facilities</b>	<b>Resident Total</b>	<b>Provider Total</b>
Public Parks	52	0
Health care centers/services	24	3
Recreation centers	23	0
Homeless shelters/facilities	10	0
Neighborhood or community centers	9	0
Library	2	0

<b>Populations With Specialized Needs</b>	<b>Resident Total</b>	<b>Provider Total</b>
Services for seniors or disabled persons	38	0
Mental health services and counseling	15	3
Alcohol or substance use services	5	0
Domestic violence prevention & services	5	0
Housing for residents with special needs	3	2
HIV/AIDS supportive services	0	0

## TESTIMONIES RECEIVED DURING PUBLIC HEARINGS AT COMMISSIONERS COURT

### Transcript of comment received during PY21 Spring Needs Assessment Public Hearing – 03/23/2021

**Audrey Kuhl:** Judge, we do have one caller that would like to make a comment on this item, Judge.

**Judge Brown:** All right. So, we have a motion to close it and a second from Commissioner Gomez. Audrey let's go to the caller, please.

**Audrey Kuhl:** Okay. I will go ahead and unmute the public line. And Tracey Caraway, you are now connected to the court and have three minutes to make your comments.

**Tracey Caraway:** Okay. Great. Thank you. I've been located in one of the unincorporated areas in precinct 13, the legal neighborhood name is Cardinal Hills Estates, Unit 14. I have participated in the CDBG process since moving here in 2010 and have yet to see any improvements. In this particular area, we don't have any paved streets. We have no drainage. There's no city water. And there's no signage on the roads at the intersections where there's occasional collisions. I myself personally have almost been sideswiped a number of times. And so, I've attended the public and community hearings in the past and did that for probably the first five years, from 2010 to 2015 with no results and kind of gave up, to be honest. So, I saw this hearing available and wanted to join. The streets here are really bad. Honestly, I've lived in a number of different states, both rural and city and I've never seen a street in such bad condition. I submitted photos back in 2010-12 timeframe that shows basically a pothole on one of the streets here that collects water 6 to 8 inches deep that you can fit an entire truck in. So, I would like to see that, especially in this low to moderate-income area, that with the increase in taxes that everyone here is paying, that at least some improvements are done. You know, as stated before by someone about the winter storm and having emergency water, that's not available here to this neighborhood. In addition, these deteriorating roads are causing individuals to have increased car maintenance bills. You know, homes are getting, you know, water running into them because there is no drainage at the street. So, there's additional constant flooding maintenance and so forth and so on. So, the purpose of my call is hopefully to improve the drainage, to get streets paved, to have city water added, and to put signages up at intersections like Storm Drive and Pyramid Drive. And those are my comments. Thank you.

**Judge Brown:** Thank you. Audrey, any more callers?

**Audrey Kuhl:** That was the only caller for this item, Judge.

**Judge Brown:** All right. Do we have a motion and a second?

**Commissioner Shea:** Judge.

**Judge Brown:** Yes, Commissioner Shea.

**Commissioner Shea:** Before we close the public hearing, can we clarify how we follow up on these kinds of requests? And it was also not clear to me where this person lives. What area this is? But if Ms. Coleman could just address how she follows up with this. It sounds like this person has been presenting information for a while, and long before you were on staff, Ms. Coleman. But how do we follow up with these kinds of things because it sounds like he felt like he hasn't been heard.

**Monique Coleman:** Thank you for asking the question. I didn't want to speak out of turn. I was actually going to ask staff to download the transcript and see if we could capture his name, reach out to staff to see if we can figure out a phone number and follow up with him. So that is precisely what we will do. And I'm happy to provide a quick email once we follow up so you're aware of that.

**Commissioner Shea:** Thank you.

**Commissioner Gomez:** I think I heard Tracey Caraway in Cardinal Hills.

**Monique Coleman:** Okay, thank you.

**Commissioner Gomez:** So that would be yeah if you could follow up with him. And but exactly. These are the issues, I think, that we can address with the CDBG money.

**Monique Coleman:** Okay.

**Commissioner Gomez:** Because it's just not a whole lot of money. But, you know, it could probably really improve the water not draining into somebody's house, and just having signage up. That can be done. And so, I think if we address those basic issues, I think it would really be a great thing.

**Monique Coleman:** Yes, ma'am.

**Commissioner Gomez:** And so -- Judge.

**Commissioner Gomez:** I move the public hearing be closed.

**Commissioner Travillion:** Second.

**Commissioner Shea:** Second.

**Judge Brown:** Okay. Thanks. We have a motion from Commissioner Gomez, a second from Commissioner Travillion.

**Commissioner Gomez:** Sorry.

**Judge Brown:** That's okay. I guess, Mr. Caraway if you're out there and want to call Audrey back on that same number, she can hopefully get your email from you so we can follow up from you and Audrey can pass it on to Monique. Okay. A motion and a second. All those in favor of closing, please raise your hand. All right. That closes unanimously.

## Public Participation Summary in the Spring Public Hearing

**Transcript of comment received during PY21 Spring Needs Assessment Public Hearing – 03/23/2021**

**Audrey Kuhl:** Judge, we do have one caller that would like to make a comment on this item, Judge.

**Judge Brown:** All right. So, we have a motion to close it and a second from Commissioner Gomez. Audrey let's go to the caller, please.

**Audrey Kuhl:** Okay. I will go ahead and unmute the public line. And Tracey Caraway, you are now connected to the court and have three minutes to make your comments.

**Tracey Caraway:** Okay. Great. Thank you. I've been located in one of the unincorporated areas in precinct 13, the legal neighborhood name is Cardinal Hills Estates, Unit 14. I have participated in the CDBG process since moving here in 2010 and have yet to see any improvements. In this particular area, we don't have any paved streets. We have no drainage. There's no city water. And there's no signage on the roads at the intersections where there's occasional collisions. I myself personally have almost been sideswiped a number of times. And so, I've attended the public and community hearings in the past and did that for probably the first five years, from 2010 to 2015 with no results and kind of gave up, to be honest. So, I saw this hearing available and wanted to join. The streets here are really bad. Honestly, I've lived in a number of different states, both rural and city and I've never seen a street in such bad condition. I submitted photos back in 2010-12 timeframe that shows basically a pothole on one of the streets here that collects water 6 to 8 inches deep that you can fit an entire truck in. So, I would like to see that, especially in this low to moderate-income area, that with the increase in taxes that everyone here is paying, that at least some improvements are done. You know, as stated before by someone about the winter storm and having emergency water, that's not available here to this neighborhood. In addition, these deteriorating roads are causing individuals to have increased car maintenance bills. You know, homes are getting, you know, water running into them because there is no drainage at the street. So, there's additional constant flooding maintenance and so forth and so on. So, the purpose of my call is hopefully to improve the drainage, to get streets paved, to have city water added, and to put signages up at intersections like Storm Drive and Pyramid Drive. And those are my comments. Thank you.

**Judge Brown:** Thank you. Audrey, any more callers?

**Audrey Kuhl:** That was the only caller for this item, Judge.

**Judge Brown:** All right. Do we have a motion and a second?

**Commissioner Shea:** Judge.

**Judge Brown:** Yes, Commissioner Shea.

**Commissioner Shea:** Before we close the public hearing, can we clarify how we follow up on these kinds of requests? And it was also not clear to me where this person lives. What area this is? But if Ms. Coleman could just address how she follows up with this. It sounds like this person has been presenting information for a while, and long before you were on staff, Ms. Coleman. But how do we follow up with these kinds of things because it sounds like he felt like he hasn't been heard.

**Monique Coleman:** Thank you for asking the question. I didn't want to speak out of turn. I was actually going to ask staff to download the transcript and see if we could capture his name, reach out to staff to see if we can figure out a phone number and follow up with him. So that is precisely what we will do. And I'm happy to provide a quick email once we follow up so you're aware of that.

**Commissioner Shea:** Thank you.

**Commissioner Gomez:** I think I heard Tracey Caraway in Cardinal Hills.

**Monique Coleman:** Okay, thank you.

**Commissioner Gomez:** So that would be yeah if you could follow up with him. And but exactly. These are the issues, I think, that we can address with the CDBG money.

**Monique Coleman:** Okay.

**Commissioner Gomez:** Because it's just not a whole lot of money. But, you know, it could probably really improve the water not draining into somebody's house, and just having signage up. That can be done. And so, I think if we address those basic issues, I think it would really be a great thing.

**Monique Coleman:** Yes, ma'am.

**Commissioner Gomez:** And so -- Judge.

**Commissioner Gomez:** I move the public hearing be closed.

**Commissioner Travillion:** Second.


**Commissioner Shea:** Second.

**Judge Brown:** Okay. Thanks. We have a motion from Commissioner Gomez, a second from Commissioner Travillion.

**Commissioner Gomez:** Sorry.

**Judge Brown:** That's okay. I guess, Mr. Caraway if you're out there and want to call Audrey back on that same number, she can hopefully get your email from you so we can follow up from you and Audrey can pass it on to Monique. Okay. A motion and a second. All those in favor of closing, please raise your hand. All right. That closes unanimously.

## Spring Public Hearing Ads/Notices



Travis County Health and Human Services  
P.O. Box 1748, Austin, Texas 78767  
(512) 854-3460 Fax (512) 854-7140

## TRAVIS COUNTY COMMUNITY DEVELOPMENT BLOCK GRANT (CDBG)

# Public Hearing To Help Identify Community Needs in Travis County

Travis County invites the public to participate in a virtual public hearing where residents will have an opportunity to present community needs and recommend projects for Community Development Block Grant (CDBG) funds in San Leanna, Webberville, Creedmoor, Lago Vista, West Lake Hills, and the unincorporated areas of Travis County. The information collected will help guide the selection of CDBG projects for the Program Year 2021 (October 2021-September 2022).


The CDBG program is funded by the United States Department of Housing and Urban Development (HUD) to benefit Travis County low- to moderate-income residents who live in the unincorporated areas of Travis County or anywhere in San Leanna, Webberville, Creedmoor, Lago Vista, or West Lake Hills. The program supports community development activities aimed at revitalizing neighborhoods, improving affordable housing options, and providing improved community facilities and services. For program year 2021, Travis County anticipates receiving an estimated \$1,190,916.

The Public Hearing is scheduled for **Tuesday, March 23, 2021 at 9:00 AM** at Travis County, Commissioners Courtroom. Due to concerns regarding the spread of COVID-19, the public hearing will be held virtually. Members of the public who wish to participate may call the following toll-free number at the time of the public hearing: (888) 966-1236.

Those who cannot participate in the public hearing, and want to provide information about their community needs, may provide their input in writing by filling out a Participation Form (Needs Survey). This form is available electronically at the Travis County CDBG website (<https://www.traviscountytexas.gov/health-human-services/cdbg/participate>), or a paper copy can be mailed by calling 512-854-3460. Alternately, neighborhood groups located in the CDBG service area that would like to discuss their needs in more detail, may contact the CDBG Office to request a meeting.

For more information about how to access the survey or request a meeting, go the CDBG Participate page at: <https://www.traviscountytexas.gov/health-human-services/cdbg/participate> or call 512-854-3460.

Travis County is committed to compliance with the Americans with Disabilities Act (ADA) and Section 504 of the Rehabilitation Act of 1973, as amended. Reasonable modifications and equal access to communications will be provided upon request. Please call 512-854-3460 for assistance. To request that an American Sign Language or Spanish interpreter be present at the public hearing, please contact CDBG staff at least five business days in advance.



Travis County Health and Human Services  
P.O. Box 1748, Austin, Texas 78767  
(512) 854-3460 Fax (512) 854-7140

EL PROGRAMA DE SUBSIDIOS GLOBALES DE DESARROLLO COMUNITARIO  
(CDBG) DEL CONDADO DE TRAVIS

## Audiencia Pública Para Solicitar Su Ayuda Identificando Necesidades Comunitarias en el Condado de Travis

El Condado de Travis invita al público a participar en una audiencia pública donde residentes tendrán la oportunidad de identificar necesidades comunitarias y recomendar proyectos para el uso de los fondos del Programa de Subsidios Globales de Desarrollo Comunitario (CDBG) en San Leanna, Webberville, Creedmoor, Lago Vista, West Lake, y las áreas no incorporadas del condado de Travis. La información recaudada durante la audiencia ayudará a guiar la selección de proyectos CDBG para el Año Programático 2021 (desde octubre de 2021 a septiembre de 2022).

El Programa de CDBG recibe fondos del Departamento de Vivienda y Desarrollo Urbano de los EE.UU. para beneficiar a residentes de bajo y medianos ingresos que viven en las áreas no incorporadas del condado de Travis, o en cualquier parte de San Leanna, Webberville, Creedmoor, Lago Vista, y West Lake. El programa apoya actividades de desarrollo comunitarias que tienen como propósito revitalizar comunidades, mejorar opciones de viviendas, y proporcionar servicios e instalaciones comunitarias mejoradas. Para el Año Programático 2020, el Condado de Travis anticipa recibir un estimado de \$1,190,916 en fondos CDBG.

La Audiencia Pública se llevará a cabo el **martes, 23 de marzo de 2021 a las 9:00 AM** en Travis County, Commissioners Courtroom. Debido a preocupaciones acerca de la propagación de COVID-19, la audiencia pública se llevará a cabo virtualmente. Miembros del público que desean participar pueden llamar gratuitamente al siguiente número de teléfono a la hora de la audiencia pública: (888) 966-1236.

Aquellos que no pueden participar en la audiencia pública, y que quieren proveer información acerca de necesidades comunitarias, pueden participar llenando una encuesta de Necesidades Comunitarias. La encuesta estará disponible en español y en inglés en la página web de CDBG (<https://www.traviscountytx.gov/health-human-services/cdbg/espanol/participe>), o puede solicitar que se le envíe una encuesta por correo llamando al 512-854-3460. Alternativamente, grupos de vecindarios localizados dentro del área de servicio del programa CDBG que desean presentar sus necesidades comunitarias en más detalle, pueden comunicarse con la oficina CDBG y solicitar una reunión.

Para más información acerca de cómo obtener la encuesta o para pedir una reunión, por favor ir a la página web "CDBG Participe" (<https://www.traviscountytx.gov/health-human-services/cdbg/espanol/participe>) o llame al 512-854-3460.

El Condado de Travis está comprometido a cumplir con la Ley de Americanos con Discapacidades (ADA) y con la Sección 504 de la Ley de Rehabilitación de 1973, según su enmienda. Al solicitarlo, se proporcionarán modificaciones razonables e igual acceso a comunicaciones. Si necesita ayuda, por favor llame al 512-854-3460. Para solicitar que un intérprete de Lenguaje Americano por Signos (American Sign Language) o en español esté presente durante la audiencia pública, por favor comuníquese con personal de CDBG al menos cinco (5) días de negocio antes de la fecha de la audiencia.

## Needs Assessment Surveys



## Travis County CDBG Community Needs Survey for PY2021 - Residents

Thank you for telling us about community needs for low- and moderate-income families, persons with disabilities, seniors, and youth who live in San Leanna, Webberville, Creedmoor, Lago Vista, West Lake Hills, or in unincorporated Travis County. Your input will be used to help develop Travis County's annual action plans for the approximately \$1.2 million in annual Community Development Block Grant (CDBG) funding from the U.S. Department of Housing and Urban Development (HUD). It will also help inform other Travis County departments about needs in these areas of the county. A summary of all input received for each planning year will be included in each CDBG Action Plan, posted online at <http://www.traviscountytexas.gov/cdbg>.

\* 1. What neighborhood or part of Travis County are you telling us about today?

\* 2. What is the zip code?

3. Do you live in this neighborhood or area? YES / NO

YES

NO

**4. Do you represent a neighborhood or community group?**

YES

NO

If yes, what group?

**\* 5. What are the greatest needs in your neighborhood or community? (Check all that apply.)**

- |   |  |
|---|--|
| <input type="checkbox"/> Housing for residents with special needs                                 | <input type="checkbox"/> Food pantries                                 |
| <input type="checkbox"/> Domestic violence prevention & services                                  | <input type="checkbox"/> Public transit                                |
| <input type="checkbox"/> HIV/AIDS supportive services   | <input type="checkbox"/> Police presence/law enforcement               |
| <input type="checkbox"/> Alcohol or substance use services  | <input type="checkbox"/> Grocery stores/healthy food options           |
| <input type="checkbox"/> Mental health services and counseling                                    | <input type="checkbox"/> Disaster preparedness (for wildfire or flood) |
| <input type="checkbox"/> Services for seniors or disabled persons                                 | <input type="checkbox"/> Street improvements                           |
| <input type="checkbox"/> Health care clinics/services   | <input type="checkbox"/> Sidewalks, curbs, or gutters                  |
| <input type="checkbox"/> Public parks   | <input type="checkbox"/> Street lighting                               |
| <input type="checkbox"/> Homeless shelters / facilities   | <input type="checkbox"/> Improved street drainage                      |
| <input type="checkbox"/> Recreation centers   | <input type="checkbox"/> Water and sewer improvements                  |
| <input type="checkbox"/> Neighborhood or community centers  | <input type="checkbox"/> Access to the internet                        |
| <input type="checkbox"/> Banking services   | <input type="checkbox"/> Small business loans                          |
| <input type="checkbox"/> Childcare for children under age 5                                       | <input type="checkbox"/> Affordable housing (to rent)                  |
| <input type="checkbox"/> Affordable afterschool care or summer care for children ages 5 and above | <input type="checkbox"/> Affordable housing (to buy)                   |
| <input type="checkbox"/> Youth services for older children & teens                                | <input type="checkbox"/> Transitional housing                          |
| <input type="checkbox"/> Job training services/job opportunities                                  | <input type="checkbox"/> Home repair                                   |

Help avoiding eviction or foreclosure

Mobile home replacement

Help avoiding discrimination in renting  
or buying housing

Home energy efficiency improvements

English language learning services

Septic system repair

Literacy/Adult Basic Education

Lead-based paint hazards

Other needs? (Please describe.)

**\* 6. Of the needs you checked above, please list the top three. (1 = most important.)**

1.

2.

3.

**7. Do you have ideas for projects or programs that would help your community?  
Please be specific.**

**8. What other comments, questions, or concerns would you like to share?**

**9. If you would you like to receive updates about CDBG events, please provide your contact information:**

**Name:**

**Address:**

**Zip Code:**

**Email address:**

**Phone:**

For more information, please visit [www.traviscountytexas.gov/cdbg](http://www.traviscountytexas.gov/cdbg) or contact us at (512) 854-3460 or [cdbg@traviscountytexas.gov](mailto:cdbg@traviscountytexas.gov). ***Thank you!***



## Subsidio Global para el Desarrollo Comunitario (CDBG) del Condado de Travis Encuesta de Participación Comunitaria para AP2021

Gracias por comunicar con nosotros acerca de las necesidades comunitarias de familias con ingresos bajos a mediados, personas discapacitadas, personas mayores, y juventud quienes viven en las áreas no incorporadas del Condado de Travis o en los Pueblos de San Leanna, Webberville, Creedmoor, Lago Vista, o West Lake Hills. Tu aportación se usará para ayudar desarrollar los planes anuales del Condado de Travis para el uso de aproximadamente \$1.2 millones en fondos anuales de Subsidio Global para el Desarrollo Comunitario (CDBG, cifras en inglés) del Departamento de Vivienda y Desarrollo Urbano de los E.U. (HUD, cifras en inglés). También ayudará informar a otros departamentos del Condado de Travis acerca de las necesidades en éstas áreas del condado. Un resumen de toda la aportación recibida durante cada año de planificación será incluido en al Plan de Acción anual de CDBG, el cual será publicado en <http://www.traviscountytexas.gov/cdbg>.

\* 1. ¿Acerca de cuál vecindario o acerca de qué parte del Condado de Travis nos está comunicando hoy?

\* 2. ¿Cuál es el código postal?

3. ¿Usted vive en este vecindario o área?

SI

NO

**4. ¿Usted representa un vecindario o grupo comunitario?**

SI

NO

**¿Cuál grupo?**

**\* 5. ¿Cuales son las necesidades más urgentes de su vecindario o comunidad?  
(Escoja todos los que apliquen.)**

Vivienda para residentes con necesidades especiales

Servicios para la Prevención de Violencia Doméstica

Servicios acerca de HIV/AIDS

Servicios acerca del uso de alcohol y sustancias

Servicios acerca de salud y consejería mental

Servicios para personas mayores y personas discapacitadas

Clínicas/servicios de salud

Parques públicos

Refugios/facilidades para desamparados

Centros de recreación

Centros comunitarios o vecindarios

Servicios de banco

Cuidado para niños menores de 5 años de edad

Despensas de comida

Transportación pública

Presencia de la policía/Cuerpos policiales

Supermercados/opciones para comida saludable

Preparación para desastres (incendios forestales e inundaciones)

Mejoramientos de carreteras

Aceras, bordillos, y canales

Iluminación de calles

Mejoramientos de drenaje en las carreteras

Mejoramientos de agua y alcantarilla

Acceso a servicios de internet

Préstamos para negocios pequeños

Vivienda asequible (para alquilar)

Vivienda asequible (para comprar)

Cuidado después de la escuela o durante el verano para niños de 5 años o más

Servicios para niños mayores o adolescentes

Entrenamiento/oportunidades de trabajo

Ayuda para prevenir el desalojo o juicio hipotecario

Ayuda para evitar la discriminación cuando alquilando o comprando vivienda

Servicios para aprender inglés

Alfabetismo/educación básica para adultos

Vivienda transitoria

Reparación de casas

Reemplazo de casas manufacturadas

Mejoramientos a casas acerca de eficiencia de energía

Reparación de sistemas sépticos

Peligros de pintura a base de plomo

¿Otras necesidades? (Por favor describir.)

**\* 6. ¿De las necesidades que marcó arriba, favor de notar cuáles son las 3 más importantes. (1 = más importante)**

1.

2.

3.

**7. ¿Tiene ideas para proyectos o programas que pueden ayudar a su comunidad? Favor de especificar.**

**8. ¿Cuáles otros comentarios, preguntas, o preocupaciones quisiera comunicar?**

**9. Si desea recibir las últimas noticias acerca de eventos de CDBG, favor de proveer su información:**

**Nombre:**

**Dirección:**

**Código postal:**

**Email:**

**Teléfono:**

***Para más información, favor de visitar: [www.traviscountytexas.gov/cdbg](http://www.traviscountytexas.gov/cdbg), o comuníquese al (512) 854-3460 ó [cdbg@traviscountytexas.gov](mailto:cdbg@traviscountytexas.gov). ¡GRACIAS!***



## Travis County CDBG Community Needs Survey for PY2021 - Organizations

Each year, Travis County receives approximately \$1.2 million in Community Development Block Grant (CDBG) funding from the U.S. Department of Housing and Urban Development (HUD). These funds support housing, community development, and/or public service projects to benefit low- and moderate-income families, persons with disabilities, seniors, and youth who live in San Leanna, Webberville, Creedmoor, Lago Vista, or West Lake Hills, or in unincorporated Travis County. The work your organization does in our community gives you a perspective and expertise that can help inform Travis County's use of these funds. Your input will be used to help develop Travis County's annual action plans for the CDBG program and to help inform other Travis County departments about needs in these areas of the county. A summary of all input received for each planning year will be included in each CDBG Action Plan, posted online at <http://www.traviscountytexas.gov/cdbg>.

\* 1. What kind of organization do you represent?

- Non-profit organization
- Government
- For-profit business
- Faith-based organization

\* 2. Name of the organization:

**\* 3. Which of the following applies to the services the organization provides?  
(Check all that apply.)**

- |   |   |
|---|---|
| <input type="checkbox"/> Housing                                      | <input type="checkbox"/> Services - education           |
| <input type="checkbox"/> Services - children                          | <input type="checkbox"/> Services - employment          |
| <input type="checkbox"/> Services - digital literacy/broadband access | <input type="checkbox"/> Services - fair housing        |
| <input type="checkbox"/> Services - food access or hunger             | <input type="checkbox"/> Health agency                  |
| <input type="checkbox"/> Services - elderly persons                   | <input type="checkbox"/> Mental health agency           |
| <input type="checkbox"/> Services - persons with disabilities         | <input type="checkbox"/> Child welfare agency           |
| <input type="checkbox"/> Services - persons with HIV/AIDS             | <input type="checkbox"/> Disaster preparedness/response |
| <input type="checkbox"/> Services - alcohol or substance use          | <input type="checkbox"/> Regional organization          |
| <input type="checkbox"/> Services - victims of domestic violence      | <input type="checkbox"/> Planning organization          |
| <input type="checkbox"/> Services - homeless                          | <input type="checkbox"/> Business leaders               |
| <input type="checkbox"/> Services - health                            | <input type="checkbox"/> Civic leaders                  |
| <input type="checkbox"/> Other (please describe)                      |   |

**\* 4. For this question, please think about communities in San Leanna, Webberville, Creedmoor, Lago Vista, or West Lake Hills, or in unincorporated Travis County. What are the greatest needs in those areas? (Check all that apply.)**

- |   |  |
|---|--|
| <input type="checkbox"/> Housing for residents with special needs | <input type="checkbox"/> Public transit                                |
| <input type="checkbox"/> Domestic violence prevention & services  | <input type="checkbox"/> Police presence/law enforcement               |
| <input type="checkbox"/> HIV/AIDS supportive services             | <input type="checkbox"/> Grocery stores/healthy food options           |
| <input type="checkbox"/> Alcohol or substance use services        | <input type="checkbox"/> Disaster preparedness (for wildfire or flood) |
| <input type="checkbox"/> Mental health services and counseling    | <input type="checkbox"/> Street improvements                           |
| <input type="checkbox"/> Services for seniors or disabled persons |  |

- |   |   |
|---|---|
| <input type="checkbox"/> Health care clinics/services   | <input type="checkbox"/> Sidewalks, curbs, or gutters                       |
| <input type="checkbox"/> Public parks   | <input type="checkbox"/> Street lighting                                    |
| <input type="checkbox"/> Homeless shelters / facilities   | <input type="checkbox"/> Improved street drainage                           |
| <input type="checkbox"/> Recreation centers   | <input type="checkbox"/> Water and sewer improvements                       |
| <input type="checkbox"/> Neighborhood or community centers  | <input type="checkbox"/> Access to the internet                             |
| <input type="checkbox"/> Banking services   | <input type="checkbox"/> Small business loans                               |
| <input type="checkbox"/> Childcare for children under age 5                                       | <input type="checkbox"/> Affordable housing (to rent)                       |
| <input type="checkbox"/> Affordable afterschool care or summer care for children ages 5 and above | <input type="checkbox"/> Affordable housing (to buy)                        |
| <input type="checkbox"/> Youth services for older children & teens                                | <input type="checkbox"/> Transitional housing                               |
| <input type="checkbox"/> Job training services/job opportunities                                  | <input type="checkbox"/> Home repair  |
| <input type="checkbox"/> Help avoiding eviction or foreclosure                                    | <input type="checkbox"/> Mobile home replacement                            |
| <input type="checkbox"/> Help avoiding discrimination in renting or buying housing                | <input type="checkbox"/> Home energy efficiency improvements                |
| <input type="checkbox"/> English language learning services                                       | <input type="checkbox"/> Septic system repair                               |
| <input type="checkbox"/> Literacy/Adult Basic Education   | <input type="checkbox"/> Lead-based paint hazards                           |
| <input type="checkbox"/> Food pantries  | <input type="checkbox"/> I don't know about needs in these geographic areas |

Other needs? (please describe)

**\* 5. Of the needs you checked above, please list the top three. (1 = most important.)**

1.	
2.	
3.	

**6. Does the organization provide services:**

	YES	NO
San Leanna, Webberville, Creedmoor, Lago Vista, or West Lake Hills, or in unincorporated Travis County?	<input type="radio"/>	<input type="radio"/>
To residents who live in those areas?	<input type="radio"/>	<input type="radio"/>

If the answer to either question was "no," why? What challenges does the organization face in serving those areas and/or residents?

**7. Do you have ideas for projects or programs that would help residents in these areas? Please be specific.**

**8. What opportunities for increased communication, collaboration, or coordination with the Travis County CDBG program would you like to see? (Please keep in mind that the program must benefit low- to moderate-income residents of San Leanna, Webberville, Creedmoor, Lago Vista, or West Lake Hills, or in unincorporated Travis County. Please consider all types of collaboration [information sharing, specific projects, policy development, participation in working groups, etc.] )**

**9. What other comments, questions, or concerns would you like to share?**

**10. If you would like to receive updates about CDBG events, please give us your contact information:**

**Name:**

**Address:**

**Zip Code:**

**Email address:**

**Phone:**

For more information, please visit [www.traviscountytexas.gov/cdbg](http://www.traviscountytexas.gov/cdbg) or contact us at (512) 854-3460 or [cdbg@traviscountytexas.gov](mailto:cdbg@traviscountytexas.gov). ***Thank you!***



## Consultation Questions for Travis County CDBG PY2021 Action Plan

In thinking about low- to moderate-income residents of the CDBG service area (that is, San Leanna, Webberville, Creedmoor, Lago Vista, West Lake Hills, and unincorporated Travis County), please tell us:

### \* 1. Contact Information

Department/Organization

Division (if applicable)

Title

Name

Email

Phone Number

**\* 2.**


**What is the current focus of your work in these areas?**

- Transportation/Transit
- Emergency Management
- Health
- Broadband
- Homelessness
- Lead Paint Poisoning
- Public Housing
- Family/Community Services
- Youth Services
- Counseling Services
- Financial Literacy
- Affordable Housing

**Other (please specify)**


**\* 3. As related to your work, what trends are you seeing for these communities in these areas?**

**\* 4. Are there any pressing issues? (This can be specific—perhaps there is one particular problem in one particular area.)**




**\* 5.**

**Are there any current or upcoming initiatives in these areas that are hopeful, exciting, and/or that will be potentially impactful?**



**\* 6. What resources (including partnerships/collaboration) would you need in order to be more effective in your work for these communities in these areas?**




**\* 7. Do you know of other work being planned or done for these communities in these areas by other agencies or entities?**

Yes

No

**\* 8. What should we read—and/or who should we reach out to—to learn more?**




**\* 9. Are there possibilities for collaboration or coordination with internal and/or external partners around investments that could improve opportunity for these communities in these areas?**

Yes

No

**10. If yes, please elaborate.**



**\* 11.**

**Does your team regularly engage with residents who live in the CDBG service area?**

Yes

No

**\* 12. If yes, which part(s) of the service area?**

- Unincorporated Travis County
- The Village of San Leanna
- The Village of Webberville
- Creedmoor
- Lago Vista
- West Lake Hills
- All Parts
- Unincorporated Travis County ONLY

Please elaborate or provide additional detail, as needed

**\* 13. Select the following ways we can share information and better coordinate engagement opportunities to improve County communication with and outcomes for these communities?**

- Create a quarterly Community Development Newsletter
- Email quarterly updates on Community Development Projects
- Participate in department, organization or community meetings or events

Other (please specify)

**\* 14. How do you document and report on clients served?**

- Intake Form
- Online Portal/Tracking System

Other (please specify)

**\* 15. Do you track whether they live within city limits?**

Yes

No

**\* 16. Are there ways we can work together to get data on the numbers of clients served who live in CDBG service areas (that is, San Leanna, Webberville, Creedmoor, Lago Vista, West Lake Hills, and unincorporated Travis County)?**

Committee Meetings

Neighborhood Meetings

Advisory Groups

**Other (please specify)**

**17. Please elaborate on the question above:**

**\* 18.**

**Do your programs utilize prescreening methodologies to identify client eligibility?**

Yes

No

**If yes, please elaborate**

**\* 19. Are you a FSS (Family Self Sufficiency) Program Respondent?**

Yes

No

**\* 20.**

**If yes to the question above, would you be willing and able to keep flyers/marketing materials about CDBG in Community Centers year-round?**

Yes

No

N/A

**\* 21. Do you feel Broadband access and/or infrastructure is a major concern for serving the citizens of Travis County?**

Yes

No

**If yes, please elaborate**

**\* 22. How has the pandemic impacted your interaction with the public?**

Significant Impact

Moderate Impact

Minimal to Low Impact

**\* 23. Have you switched to engaging the public virtually?**

Yes

No

**\* 24. Have you noticed decrease in the services your organization provides since the beginning of the pandemic?**

Yes

No

**\* 25. Have you noticed an increase in the services your organization provides since the beginning of the pandemic?**

Yes

No

**\* 26. Do you still interact with the public in-person?**


Yes

No

**If yes, please elaborate**

**\* 27. How has the pandemic impacted your ability to serve citizens in Travis County?**

Action Plan Public Comment Period Ads/Notices



Travis County Health and Human Services  
P.O. Box 1748, Austin, Texas 78767  
(512) 854-3460 Fax (512) 854-7140

## TRAVIS COUNTY COMMUNITY DEVELOPMENT BLOCK GRANT (CDBG) Invitation to Comment on the PY21 Action Plan

Travis County is eligible to receive an estimated \$1,190,916 in Community Development Block Grant (CDBG) funds from the U.S. Department of Housing and Urban Development (HUD) to benefit Travis County low- to moderate-income residents who live in the unincorporated areas of the county or anywhere in San Leanna, Webberville, Creedmoor, Lago Vista, and West Lake Hills. The funds are for Program Year 2021 (PY21), October 1, 2021 to September 30, 2022. An Annual Action Plan has been drafted detailing how the funds will be spent in PY21.

You can comment on the proposed PY21 Action Plan by attending the public hearing or by sending your comments in writing via postal mail or e-mail.

### COMMENT PERIOD AND DRAFT DOCUMENT

Comments will be accepted for 30 days **beginning June 23, 2021 at 8:00 a.m. and ending July 23, 2021 at 5:00 p.m.** Beginning June 23, 2021, a draft of the proposed Action Plan and a related summary will be available for download on the Travis County CDBG webpage at <https://www.traviscountytexas.gov/health-human-services/cdbg> or available for review at any of the six Travis County Community Centers listed below:

Travis County Community Center at Del Valle	3518-D FM South 973, Del Valle, TX 78617
Travis County Community Center at Pflugerville	15822 Foothills Farm Loop, Bldg. D, Pflugerville, TX 78660
Travis County Community Center at Oak Hill	8656-A Hwy 71 W., Suite A, Austin, TX 78735
Travis County Community Center at Jonestown	18649 FM 1431, Jonestown, TX 78645
Travis County Community Center at Manor	600 W. Carrie Manor, Manor, TX 78653
Travis County Community Center at Central Austin	5325 Airport Boulevard, Austin, Texas 78751


### PUBLIC HEARING

Public comments will be accepted during a virtual Public Hearing scheduled for **Tuesday, July 13, 2021 at 9:00 a.m.** at Travis County Commissioners Courtroom. Due to concerns regarding the spread of COVID-19, the public hearing will be held virtually. Members of the public who wish to participate may call the following toll-free number at the time of the public hearing: (888) 966-1236.

### MAILING YOUR COMMENTS

The public can also mail their comments to: CDBG Program, Travis County, HHS, P.O. Box 1748, Austin, TX 78767 or e-mail them to the CDBG program at: [cdbg@traviscountytexas.gov](mailto:cdbg@traviscountytexas.gov)

Travis County is committed to compliance with the Americans with Disabilities Act (ADA) and Section 504 of the Rehabilitation Act of 1973, as amended. Reasonable modifications and equal access to communications will be provided upon request. Please call 512-854-3460 for assistance. To request that an American Sign Language or Spanish interpreter be present at the public hearing, please contact CDBG staff at least five business days in advance.



## Travis County Health and Human Services

P.O. Box 1748, Austin, Texas 78767

(512) 854-3460 Fax (512) 854-7140

### EL PROGRAMA DE SUBSIDIOS GLOBALES DE DESARROLLO COMUNITARIO (CDBG) DEL CONDADO DE TRAVIS

## Invitación Para Comentar Sobre el Plan de Acción AP21

El Condado de Travis está calificado para recibir una suma estimada de \$1,190,916 en fondos del Programa de Subsidio Globales para el Desarrollo Comunitario (CDBG) del Departamento de Vivienda y Desarrollo Urbano de los Estados Unidos (HUD) destinados a beneficiar residentes de ingresos bajos o medianos que residen en las áreas no incorporadas del condado o en cualquier parte de San Leanna, Webberville, Creedmoor, Lago Vista, y West Lake Hills. Los fondos son para el año programático de 2021 (AP21), el cual cubre desde el 1 de octubre de 2021 al 30 de septiembre de 2022. Un plan de acción anual ha sido redactado detallando cómo se usarán los fondos durante el AP21.

Usted puede comentar sobre el Plan de Acción propuesto para AP21 atendiendo la audiencia pública o sometiendo sus comentarios por escrito por correo postal o a través de correo electrónico (e-mail).

#### PERÍODO DE COMENTARIO Y DOCUMENTO PRELIMINAR

Los comentarios públicos se aceptarán por un período de 30 días **a partir del 23 de junio de 2021 a las 8:00 a.m. hasta el 23 de julio de 2021 a las 5:00 p.m.** A partir del 23 de junio de 2021, borradores del plan de acción y un resumen serán disponibles para descargar en la página de internet de CDBG del Condado de Travis en <https://www.traviscountytx.gov/health-human-services/cdbg/espanol>, o en uno de los siguientes seis centros comunitarios del Condado de Travis:

Travis County Community Center at Del Valle	3518-D FM South 973, Del Valle, TX 78617
Travis County Community Center at Pflugerville	15822 Foothills Farm Loop, Bldg. D, Pflugerville, TX 78660
Travis County Community Center at Oak Hill	8656-A Hwy 71 W., Suite A, Austin, TX 78735
Travis County Community Center at Jonestown	18649 FM 1431, Jonestown, TX 78645
Travis County Community Center at Manor	600 W. Carrie Manor, Manor, TX 78653
Travis County Community Center at Central Austin	5325 Airport Boulevard, Austin, Texas 78751

#### AUDIENCIA PÚBLICA

Comentarios públicos se aceptarán durante una audiencia pública virtual planificada para el **martes, 13 de julio de 2021 a las 9:00 AM** en Travis County Commissioners Court. Debido a preocupaciones acerca de la propagación de COVID-19, miembros del público que desean participar pueden llamar gratuitamente al siguiente número de teléfono a la hora de la audiencia pública: (888) 966-1236.

#### ENVÍO DE COMENTARIOS

El público puede enviar sus comentarios por correo postal a la dirección: CDBG Program, Travis County HHS, P.O. Box 1748, Austin, TX 78767 o por e-mail a: [cdbg@traviscountytx.gov](mailto:cdbg@traviscountytx.gov)

El Condado de Travis está comprometido a cumplir con la Ley de Americanos con Discapacidades (ADA) y con la Sección 504 de la Ley de Rehabilitación de 1973, según su enmienda. Al solicitarlo, se proporcionarán modificaciones razonables e igual acceso a comunicaciones. Si necesita ayuda, por favor llame al 512-854-3460. Para solicitar que un intérprete de Lenguaje Americano por Signos (American Sign Language) o en español esté presente durante la audiencia pública, por favor comuníquese con personal de CDBG al menos cinco (5) días de negocio antes de la fecha de la audiencia.



# APPENDIX B

## *PY21 PROJECTS & ALTERNATE PROJECTS*

# OVERVIEW OF PROJECT SELECTION PROCESS

## Project Submission Process

Residents and organizations had the opportunity to provide input by (1) attending a public hearing in March 2021, and/or (2) completing a Needs Assessment survey. In addition, residents were invited to request and/or attend neighborhood or community meetings, and organizations were invited to participate in consultation meetings with CDBG staff. Information collected helped determine needs for the PY21 Action Plan and helped in the selection of projects for PY21.

## Project Scoring Matrix

Travis County CDBG staff considered and weighed all potential projects identified by the public. First, the CDBG Office staff assessed whether potential projects met one of HUD's national objectives, were eligible CDBG activities, and were feasible to complete in a timely manner.

Second, CDBG staff further evaluated the projects according to the following criteria:

- **Addresses a high priority goal of the Strategic Plan:** Projects addressing one of the high priority categories identified in the strategic (consolidated) plan are given priority (see Figure 1 below.)

<b>Category</b>	<b>Priority</b>
Infrastructure	High
Housing	High
Community Services	Low
Populations with Specialized Needs	Low
Public Buildings and Facilities	Low
Business and Jobs	Low

- **Feasibility of project:** Projects that have the potential to be implemented and completed within 18 months receive a more favorable review. Phased projects for which 12-18 months of work would leave an incomplete project with little to no impact are considered with less priority.
- **Impacts a significant number of households:** Project scope and the number of persons benefiting are considered to determine the level of project impact.
- **Benefit to low/moderate-income persons:** Projects that benefit low- and moderate-income households receive a more favorable review.
- **Leverages/matches with funding from another source:** Projects that utilize other funds (federal, state, local, private) and public/private joint efforts receive a more favorable review.

After using the scoring matrix to identify recommended projects, projects were evaluated from the perspective of the Central Texas Assessment of Fair Housing to determine if the project will address at least one of the fair housing action items identified for Travis County. If so, it may be prioritized over a project that does not.

In addition, the Action Plan includes approved alternate projects. This allows for the pre-planning of unforeseen incidents and allows the CDBG program to utilize the funds in a timely manner toward pre-identified alternate projects. This saves resources, including time and money, that would otherwise be used to add or delete projects through the customary Substantial Amendment process described in the Citizen Participation Plan.

# PROJECTS

## Project #1: Forest Bluff (R.O.W.) Street Improvements, Phase 2 - \$1,011,465

**Project Description:** Removal and replacement of existing sidewalks, driveways, intersection sidewalk ramps, and pavement overlay to achieve ADA compliance, and repair right-of-way to acceptable standards for County maintenance. This project has been phased over multiple program years. PY19 funds included design and environmental review. PY20 funding included construction for three of the five proposed streets to be improved. PY21 funding will include construction for the remaining street improvements.

The improvements impact an estimated 2,875 individuals, of which 80.70% are considered low-to moderate-income. The project is being completed in multiple phases. The first phase, including design services and environmental review, was funded with PY19 funds. Construction will be phased over several years, depending upon future allocations and prioritization of construction projects, with the first three streets slated to be completed using PY20 funds and the remaining streets with PY21 funds.

The project supports construction on the following streets:

PY 18/PY19 Construction Estimates	PY21 Construction Estimates (at 60% design)
<ul style="list-style-type: none"> <li>Arizona Oak-estimated \$209,100</li> <li>Bigelow and Catsby-estimated \$181,500</li> <li>Delta Post-estimated \$175,100</li> <li>English Ave-estimated \$124,000</li> <li>Stave Oak-estimated \$175,900</li> </ul>	<ul style="list-style-type: none"> <li>Arizona Oak-estimated \$405,544</li> <li>Bigelow and Catsby -estimated \$240,838</li> <li>Delta Post-estimated \$152,969</li> <li>English Ave-estimated \$245,523</li> <li>Stave Oak-estimated \$249,973</li> </ul>

The primary difference between the 2018/19 and 2021 construction cost estimate provided by design engineer is the quantity of sidewalk work and the estimated annual increase in pricing. The sidewalk work increased even though the ex. sidewalk is 4', the cross-slope exceeds ADA criteria. This was not considered in the 2018 estimate amounting to a difference of \$194,000 including consideration of other cost differences. Annual construction pricing increases, 5% per year, amount to \$88,000. Considering these two differences, the design engineer's estimate appears in line with current construction costs.

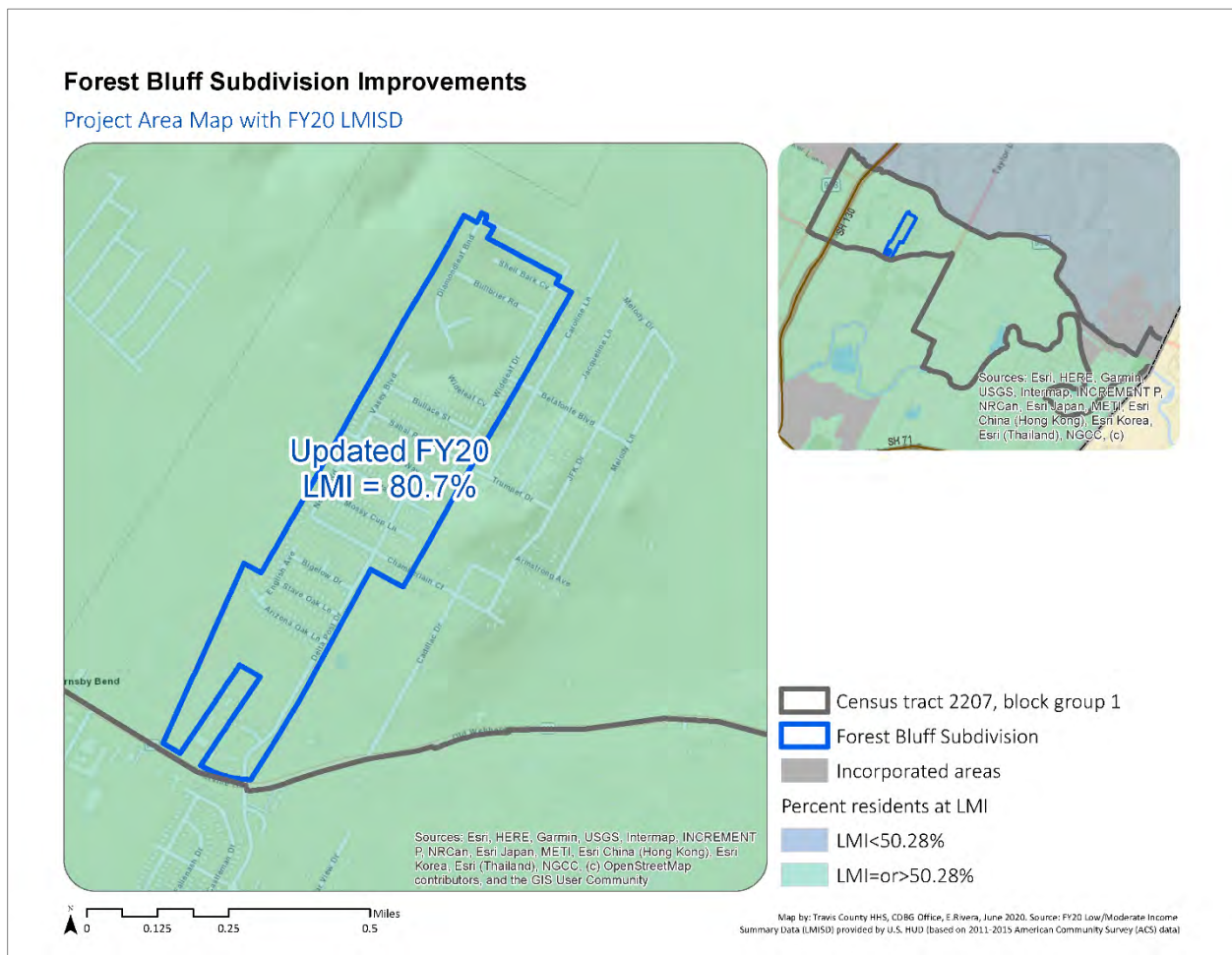
**Figure 2. Project #1—General Project Information**

<b>CDBG Funding</b>	\$1,011,465
<b>Leverage Funding</b>	N/A
<b>Program Delivery</b>	Travis County Transportation and Natural Resources Department
<b>Program Oversight</b>	Travis County Health and Human Services
<b>Estimated Start/Completion Date</b>	October 1, 2021 – September 30, 2022
<b>Location</b>	Forest Bluff, see Map 1.

**Figure 3. Project #1—Priority & Performance Measurement Information (HUD-prescribed)**

<b>Priority Need Category</b>	Infrastructure	<b>Project</b>	Street Improvements
<b>Eligible Activity</b>	Street Improvements	<b>Outcome Category</b>	Sustainability
<b>Objective Category</b>	Suitable Living Environment	<b>Specific Objective</b>	Improve quality of public infrastructure for lower-income persons
<b>Citation</b>	§570.201(c)	<b>Accomplishment</b>	2,875 individuals
<b>Eligibility</b>	LMA	<b>Matrix Code</b>	03 K Street Improvements
<b>Priority in the PY19-23 Strategic Plan</b>	High	<b>Travis County SAP #</b>	TBD

**Map 1. Forest Bluff Subdivision Improvements**



## Project #2: Administrative & Planning Expenses – \$252,866

**Project Description:** The funds allocated for administration will pay for the operating expenses associated with the grant including office supplies, training, contracted services, interpreting, fair housing activities, membership, the Consolidated Plan and Action Plan, annual report, reporting and other business related expenses. Additionally, the funds will pay for a portion of the salaries for one (1) CDBG Senior Planner, one (1) CDBG Planner (at 60% and 75% respectively), and an Administrative Associate position, which is currently vacant. These positions are responsible for project development, action plan and annual report development, monitoring, and reporting and other tasks relating to administration and planning.

<b>Figure 4. Project #2 - General Project Information</b>	
<b>CDBG Funding</b>	\$252,866
<b>Leverage Funding</b>	Travis County General Fund estimated \$174,008
<b>Program Delivery</b>	Travis County Health and Human Services
<b>Program Oversight</b>	Travis County Health and Human Services
<b>Expected Start/Completion Date</b>	October 1, 2021 - September 30, 2022
<b>Location</b>	Not Applicable

<b>Figure 5. Project #2 - Priority &amp; Performance Measurement Information (HUD-prescribed)</b>			
<b>Priority Need Category</b>	Not Applicable	<b>Project</b>	Program Administration
<b>Eligible Activity</b>	Administration and Planning	<b>Outcome Category</b>	Not Applicable
<b>Objective Category</b>	Not Applicable	<b>Specific Objective</b>	Not Applicable
<b>Citation</b>	§570.206	<b>Accomplishment</b>	Other, Effective administration of the grant
<b>Eligibility</b>	Not Applicable	<b>Matrix Code</b>	21A, General Program Administration
<b>Priority in the PY19-23 Strategic Plan</b>	Not Applicable	<b>Travis County SAP #</b>	TBD

## Alternate Project #1: Kennedy Ridge Wastewater Improvements, Phase 2 - \$298,500

**Project Description:** Improvements to divert a portion of the wastewater system with a new low-pressure sewer main which would avoid the high elevations of the Kennedy Ridge Estates Subdivision Sections 1 and 2, reducing static pressure at the individual sewer services. This project has been phased over multiple program years. PY19 funds included design and environmental review. PY20 funding would include the first phase of construction and PY21 would further fund construction.

The improvements impact an estimated 2,875 individuals, of which 80.70% are considered low-to moderate-income. The project will be completed in multiple phases. The first phase, including design services and environmental review, is being funded with PY19 funds. Construction will be phased over several years, depending upon future allocations and prioritization of construction projects, starting with PY20 funding.

In PY20, the Kennedy Ridge project received a funding allocation of \$387,033. During PY20 (in May 2021) the construction budget estimate was \$685,435. Based upon the current construction estimate of \$685,435, there is a funding gap of \$298,402. This estimate may change once design is completed. In the event there are cost savings from another CDBG-funded infrastructure project, those funds may be reallocated to this project. A reallocation of cost savings will allow the project to remain on task, without delay due to the CDBG cyclical funding process. As an alternate project, funding this project in PY21 will not require a substantial amendment per the County’s Citizen Participation Plan. It will, however, require approval from the Travis County Commissioners Court.

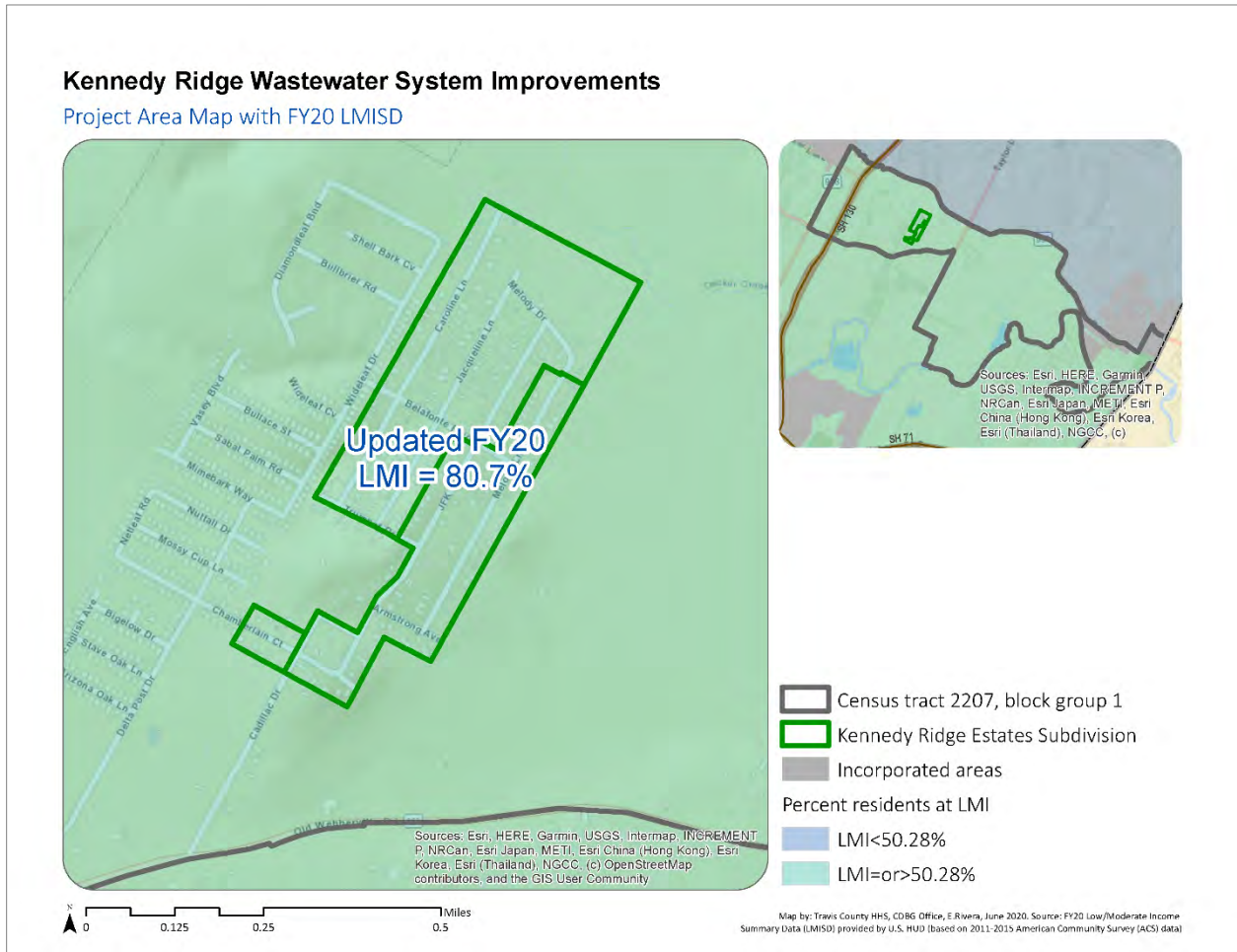
Figure 6. Alternate Project #1—General Project Information	
<b>CDBG Funding</b>	\$298,500
<b>Leverage Funding</b>	N/A
<b>Program Delivery</b>	Travis County Transportation and Natural Resources Department
<b>Program Oversight</b>	Travis County Health and Human Services
<b>Estimated Start/Completion Date</b>	October 1, 2021 – September 30, 2022
<b>Location</b>	Kennedy Ridge, see Map 2.

Figure 7. Alternative Project #1—Priority & Performance Measurement Information (HUD-prescribed)			
<b>Priority Need Category</b>	Infrastructure	<b>Project</b>	Wastewater Improvements
<b>Eligible Activity</b>	Wastewater Improvements	<b>Outcome Category</b>	Sustainability
<b>Objective Category</b>	Suitable Living Environment	<b>Specific Objective</b>	Improve quality of public infrastructure for lower income persons
<b>Citation</b>	§570.201(c)	<b>Accomplishment</b>	2,875 individuals

**Figure 7. Alternative Project #1—Priority & Performance Measurement Information (HUD-prescribed)**

<b>Eligibility</b>	LMA	<b>Matrix Code</b>	03 J Water/Sewer Improvements
<b>Priority in the PY19-23 Strategic Plan</b>	High	<b>Travis County SAP #</b>	TBD

**Map 2. Kennedy Ridge Wastewater System Improvements**



## Alternate Project # 2: Disaster Response Interim Assistance – up to \$100,000

**Project Description:** Since 2011, Travis County has increasingly experienced disasters either from flooding or wildfires. In an effort to facilitate a quick response, this alternate project is available to enact, should it be needed. HUD has provided specific guidance about interim assistance and disaster response activities. Below is a summary that explains when and under what conditions these types of activities qualify for CDBG funds.

**Activities:** The types of activities that may be considered are street repairs, sidewalks, publicly owned utilities, and public buildings (excluding parks or playgrounds); special garbage, trash or debris removal; and clearing of streets (e.g., of snow, debris, etc.). If funded, this project will use one of two National Objectives for this project. If the area qualifies as low-to-moderate income, it will use the Low to Moderate Income Area (LMA) Benefit as the national objective. If not, the project will use the urgent need national objective. The work will be completed by County employees and/or contractors and will be overseen by one of the following County Departments: Travis County Transportation and Natural Resources Department, Health and Human Services, or Emergency Services.

Figure 8. Alternate Project #2—General Project Information	
<b>CDBG Funding</b>	Up to \$100,000
<b>Leverage Funding</b>	TBD – FEMA likely
<b>Program Delivery</b>	Contractor and/or Travis County Staff
<b>Program Oversight</b>	Travis County Health and Human Services, Transportation and Natural Resources, or Emergency Services
<b>Estimated Start/Completion Date</b>	October 1, 2021 to September 30, 2022
<b>Location</b>	CDBG Service Area (wherever a disaster may occur). More detailed information will be provided, if the project is needed.

Figure 9. Alternate Project #2—Priority & Performance Measurement Information (HUD-prescribed)			
<b>Priority Need Category</b>	Infrastructure or Public Facility	<b>Project</b>	Disaster Response
<b>Eligible Activity</b>	Interim Activity	<b>Outcome Category</b>	Availability/Accessibility
<b>Objective Category</b>	Suitable Living Environment	<b>Specific Objective</b>	Address health and safety conditions to create a suitable living environment after a state or federally declared disaster.
<b>Citation</b>	§570.201(f)	<b>Accomplishment</b>	TBD
<b>Eligibility</b>	LMA or URG	<b>Matrix Code</b>	06
<b>Priority in the PY19-23 Strategic Plan</b>	High/Infrastructure Low/Public Facility	<b>Travis County SAP #</b>	TBD

### Alternate Project #3: Owner-Occupied Home Rehabilitation – Up to \$270,000

**Project Description:** This project funds minor home repair services for low- and moderate-income homeowners in the CDBG service area to move homes towards Housing Quality Standards. The program seeks to improve the energy efficiency, physical living conditions, and safety in owner-occupied homes. The project provides a grant of up to \$24,999 to eligible homeowners for approved repairs. Examples of potential improvements include, but are not limited to: connections of houses to long-term viable sources of water (not part of a stand-alone infrastructure project); complementing weatherization services of other funding sources; septic tank installation or repairs; and electrical and plumbing repairs.

These funds are targeted toward homeowners at or below 80% MFI in the CDBG service area. This project will go through a competitive process to identify a new administrator for the PY19-23 Consolidated Planning cycle. Some of the allocation will be used for project delivery costs of the project and some of the allocation may partially fund a CDBG employee to complete environmental reviews, final inspections and sign off, and any other needed project delivery related costs.

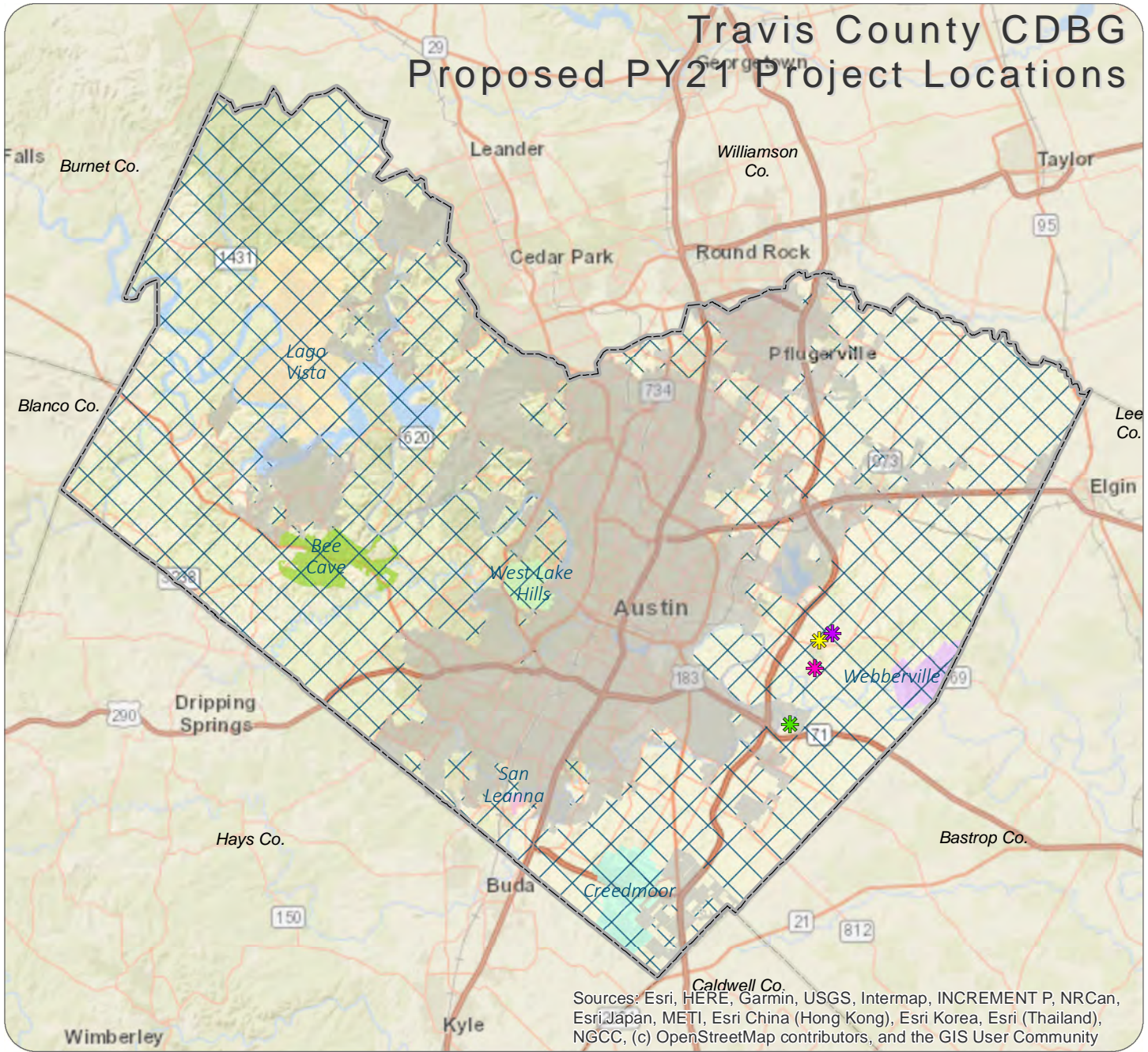
Figure 10. Alternate Project #3 - General Project Information	
<b>CDBG Funding</b>	Up to \$270,000
<b>Leverage Funding</b>	To be determined
<b>Program Delivery</b>	TBD – a competition for an Administrator for PY19-23 will occur
<b>Program Oversight</b>	Travis County Health and Human Services
<b>Estimated Start/Completion Date</b>	October 1, 2021 - September 30, 2022
<b>Location</b>	Eligible homes in the CDBG service area

Figure 11. Alternate Project #3 - Priority & Performance Measurement Information (HUD-prescribed)			
<b>Priority Need Category</b>	Owner Occupied Housing	<b>Project</b>	Rehabilitation of existing units
<b>Eligible Activity</b>	Rehabilitation	<b>Outcome Category</b>	Availability/ Accessibility
<b>Objective Category</b>	Decent Housing	<b>Specific Objective</b>	Improve the quality of owner housing
<b>Citation</b>	§570.202	<b>Accomplishment</b>	28 households
<b>Eligibility</b>	LMH	<b>Matrix Code</b>	14A, Rehabilitation, Single Unit Residential and 14H Rehabilitation Project Delivery
<b>Priority in the PY19-23 Strategic Plan</b>	High	<b>Travis County SAP #</b>	TBD



# APPENDIX C

## *MAPS*



 PY21 Travis County CDBG Service Area     Incorporated Areas of Travis County

*In addition to the unincorporated areas, the Travis County CDBG Service Area also includes all of (both incorporated and unincorporated) the Village of San Leanna, the Village of Webberville, and four additional cities: Bee Cave, Creedmoor, Lago Vista, and West Lake Hills.*




**PY21 Proposed Projects**

 Forest Bluff Street Improvements

**Alternate PY21 Projects**

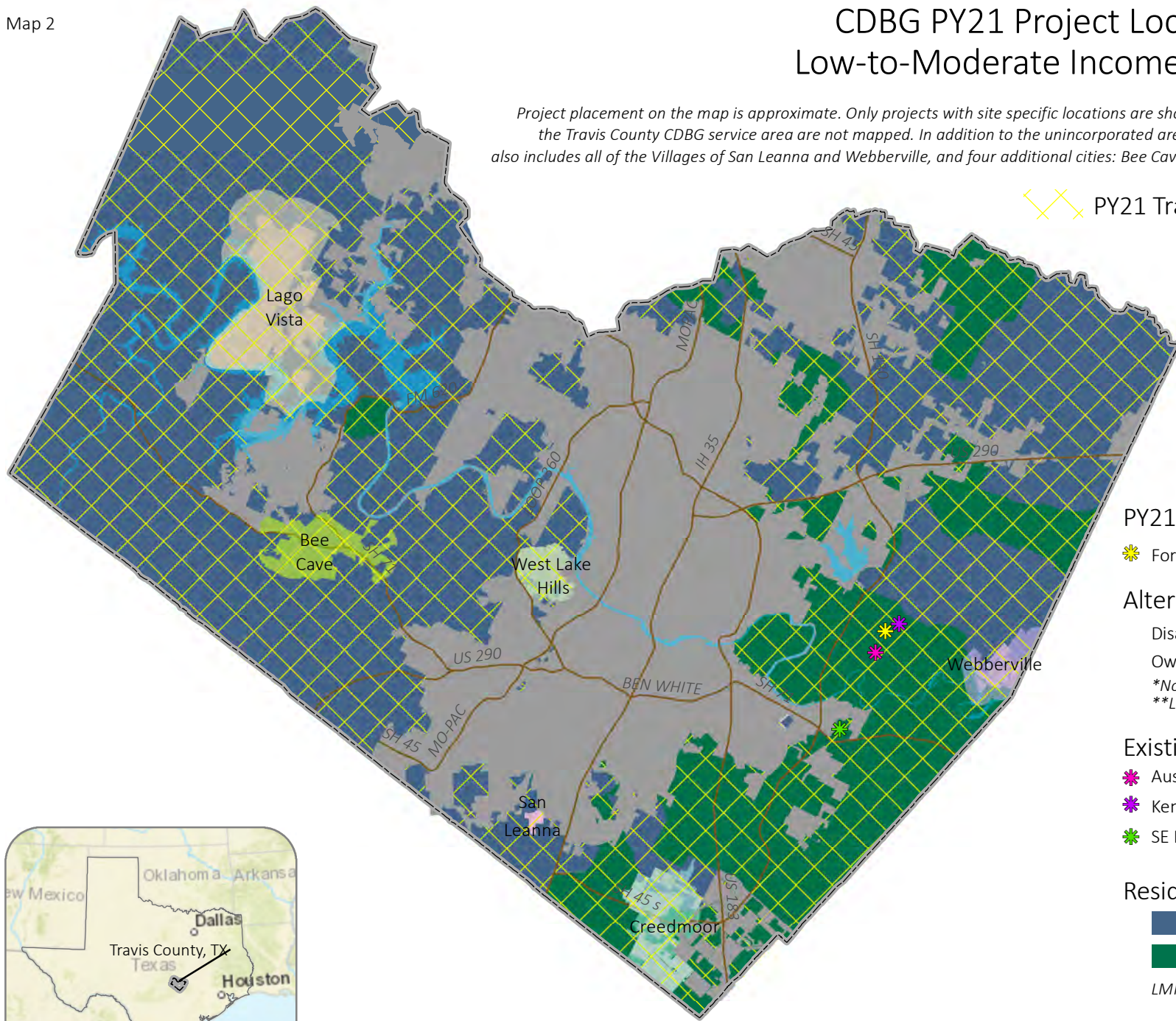
- Disaster Response Interim Assistance\*
- Owner Occupied Home Rehabilitation\*\*
- \*Not mapped since not tied to a specific location.*
- \*\*Locations will vary throughout the service area.*

**Existing/Ongoing Projects**

-  Austin's Colony Street Improvements
-  Kennedy Ridge Wastewater Improvements
-  SE Metro Park Inclusive Playground

# CDBG PY21 Project Locations with respect to Low-to-Moderate Income (LMI) Concentrations

*Project placement on the map is approximate. Only projects with site specific locations are shown. Projects that provide service anywhere in the Travis County CDBG service area are not mapped. In addition to the unincorporated areas, the Travis County PY21 CDBG Service Area also includes all of the Villages of San Leanna and Webberville, and four additional cities: Bee Cave, Creedmoor, Lago Vista, and West Lake Hills.*



PY21 Travis County CDBG Service Area

## PY21 Proposed Projects

Forest Bluff Street Improvements

## Alternate PY21 Projects

Disaster Response Interim Assistance\*

Owner Occupied Home Rehabilitation\*\*

\*Not mapped since not tied to a specific location.

\*\*Locations will vary throughout the service area.

## Existing/Ongoing Projects

Austin's Colony Street Improvements

Kennedy Ridge Wastewater Improvements

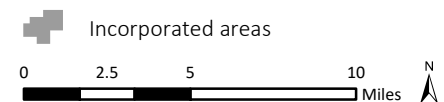
SE Metro Park Inclusive Playground

## Residents at LMI

LMI < 50.28%


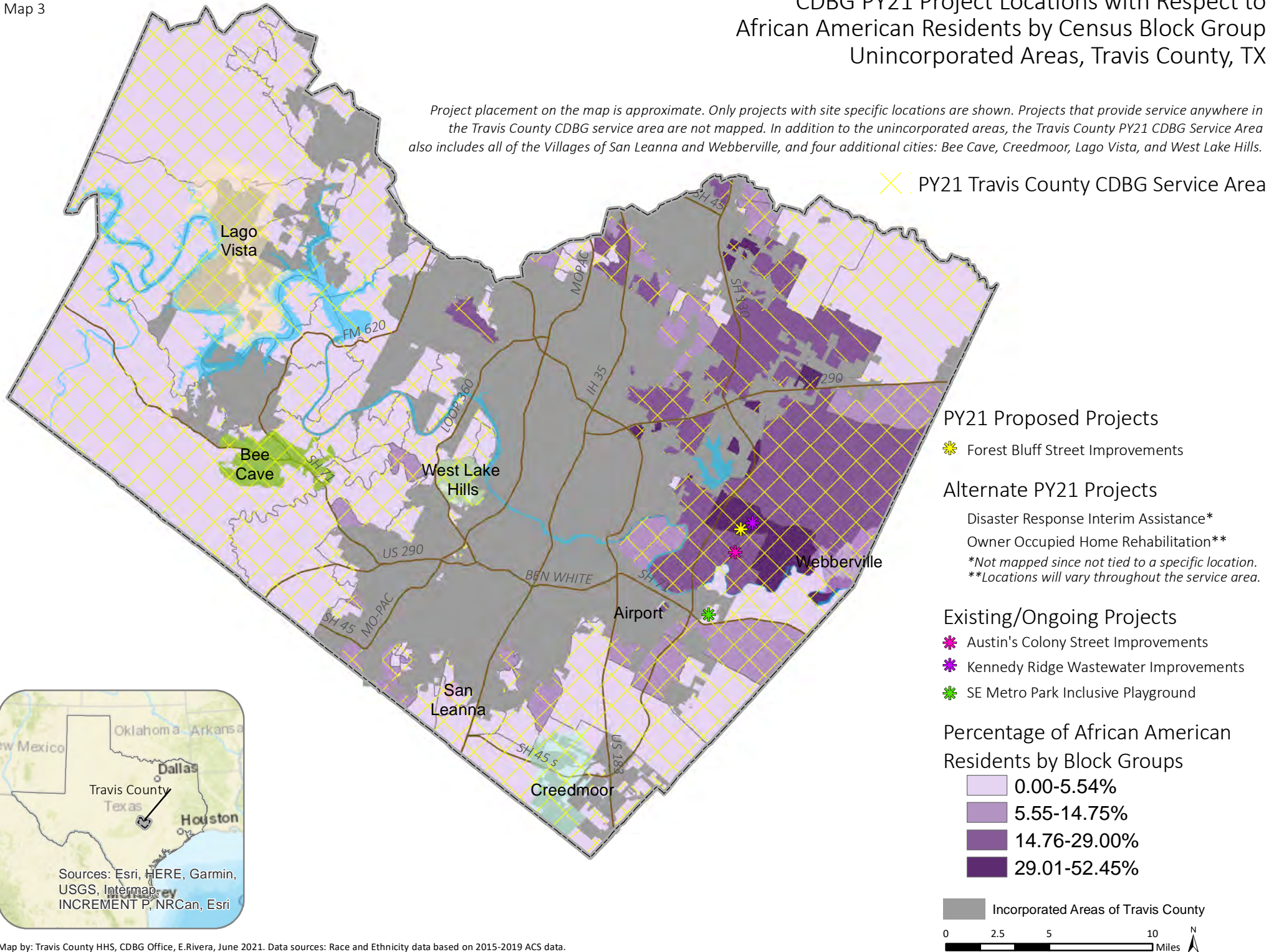
LMI = or > 50.28%

LMI = low-to-moderate income



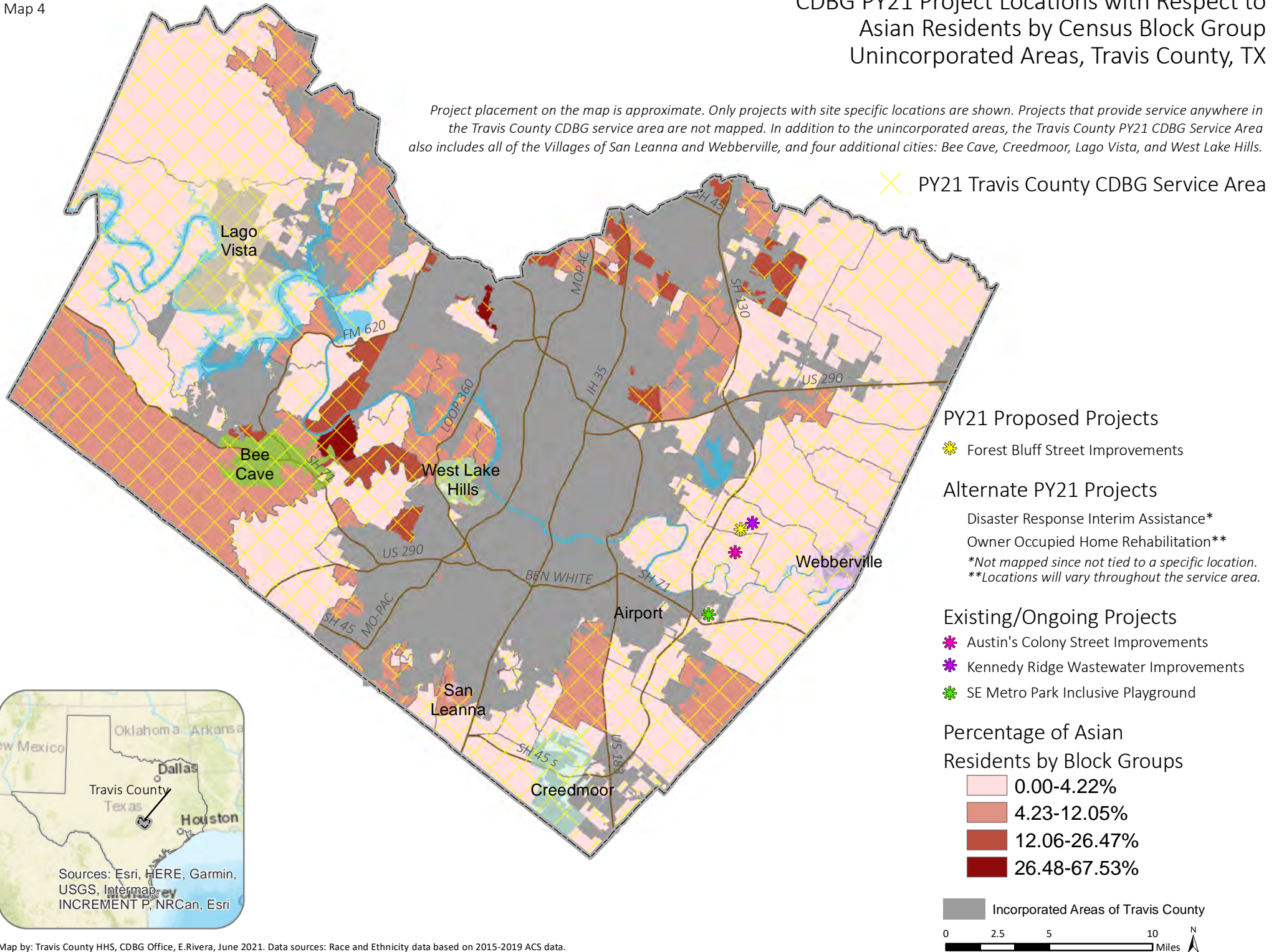
# CDBG PY21 Project Locations with Respect to African American Residents by Census Block Group Unincorporated Areas, Travis County, TX

Project placement on the map is approximate. Only projects with site specific locations are shown. Projects that provide service anywhere in the Travis County CDBG service area are not mapped. In addition to the unincorporated areas, the Travis County PY21 CDBG Service Area also includes all of the Villages of San Leanna and Webberville, and four additional cities: Bee Cave, Creedmoor, Lago Vista, and West Lake Hills.



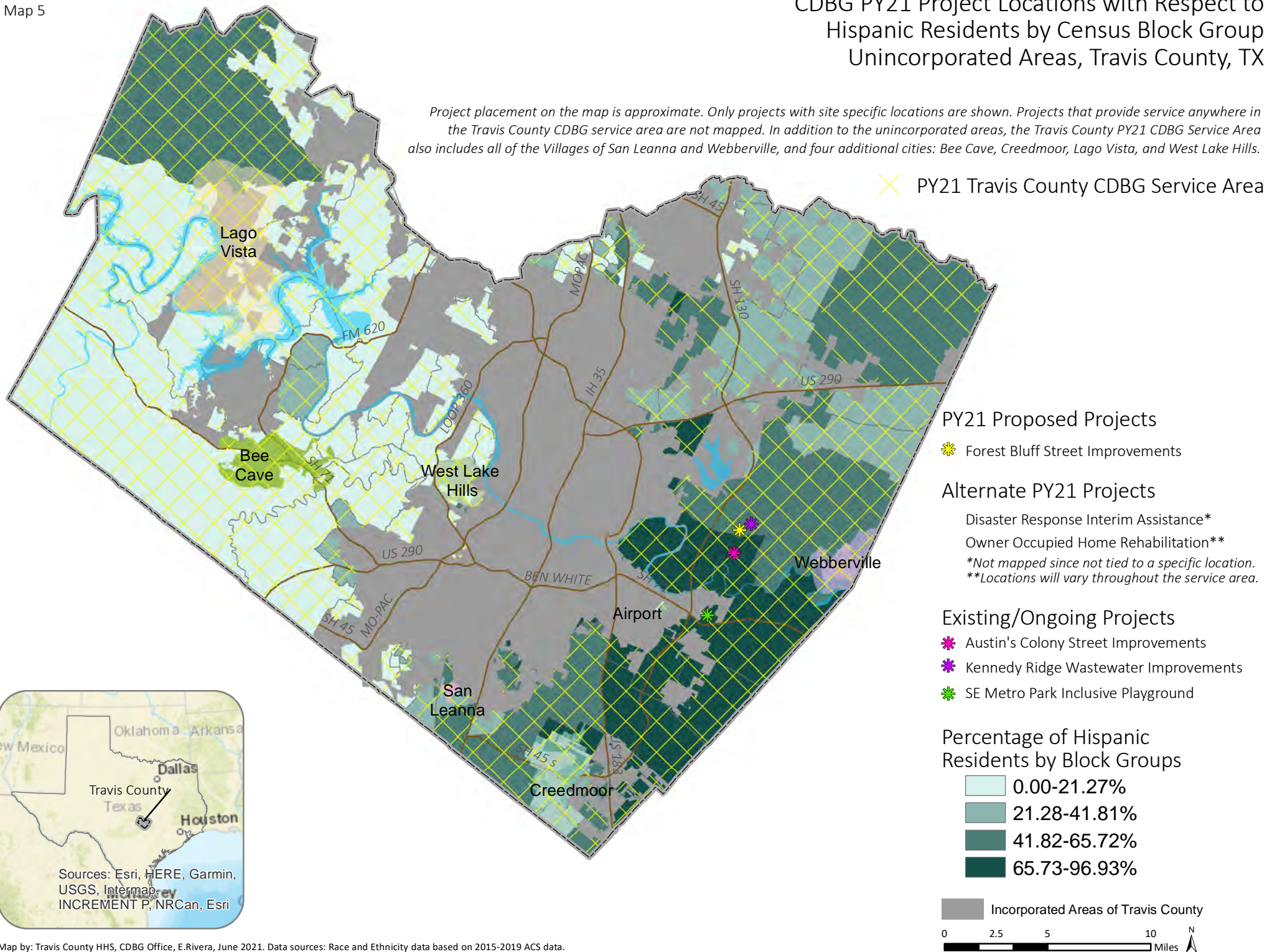
# CDBG PY21 Project Locations with Respect to Asian Residents by Census Block Group Unincorporated Areas, Travis County, TX

Project placement on the map is approximate. Only projects with site specific locations are shown. Projects that provide service anywhere in the Travis County CDBG service area are not mapped. In addition to the unincorporated areas, the Travis County PY21 CDBG Service Area also includes all of the Villages of San Leanna and Webberville, and four additional cities: Bee Cave, Creedmoor, Lago Vista, and West Lake Hills.



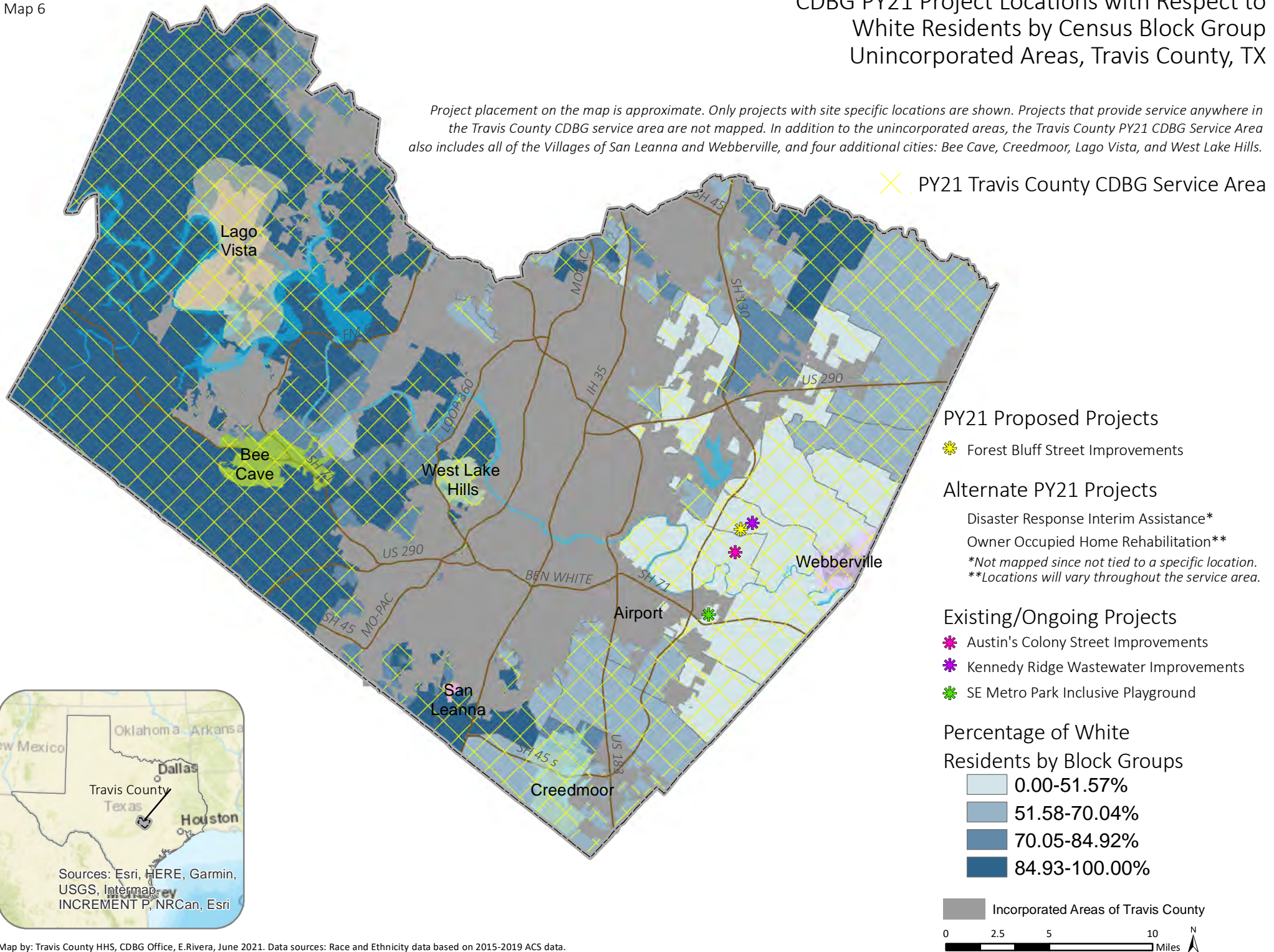
# CDBG PY21 Project Locations with Respect to Hispanic Residents by Census Block Group Unincorporated Areas, Travis County, TX

*Project placement on the map is approximate. Only projects with site specific locations are shown. Projects that provide service anywhere in the Travis County CDBG service area are not mapped. In addition to the unincorporated areas, the Travis County PY21 CDBG Service Area also includes all of the Villages of San Leanna and Webberville, and four additional cities: Bee Cave, Creedmoor, Lago Vista, and West Lake Hills.*



# CDBG PY21 Project Locations with Respect to White Residents by Census Block Group Unincorporated Areas, Travis County, TX

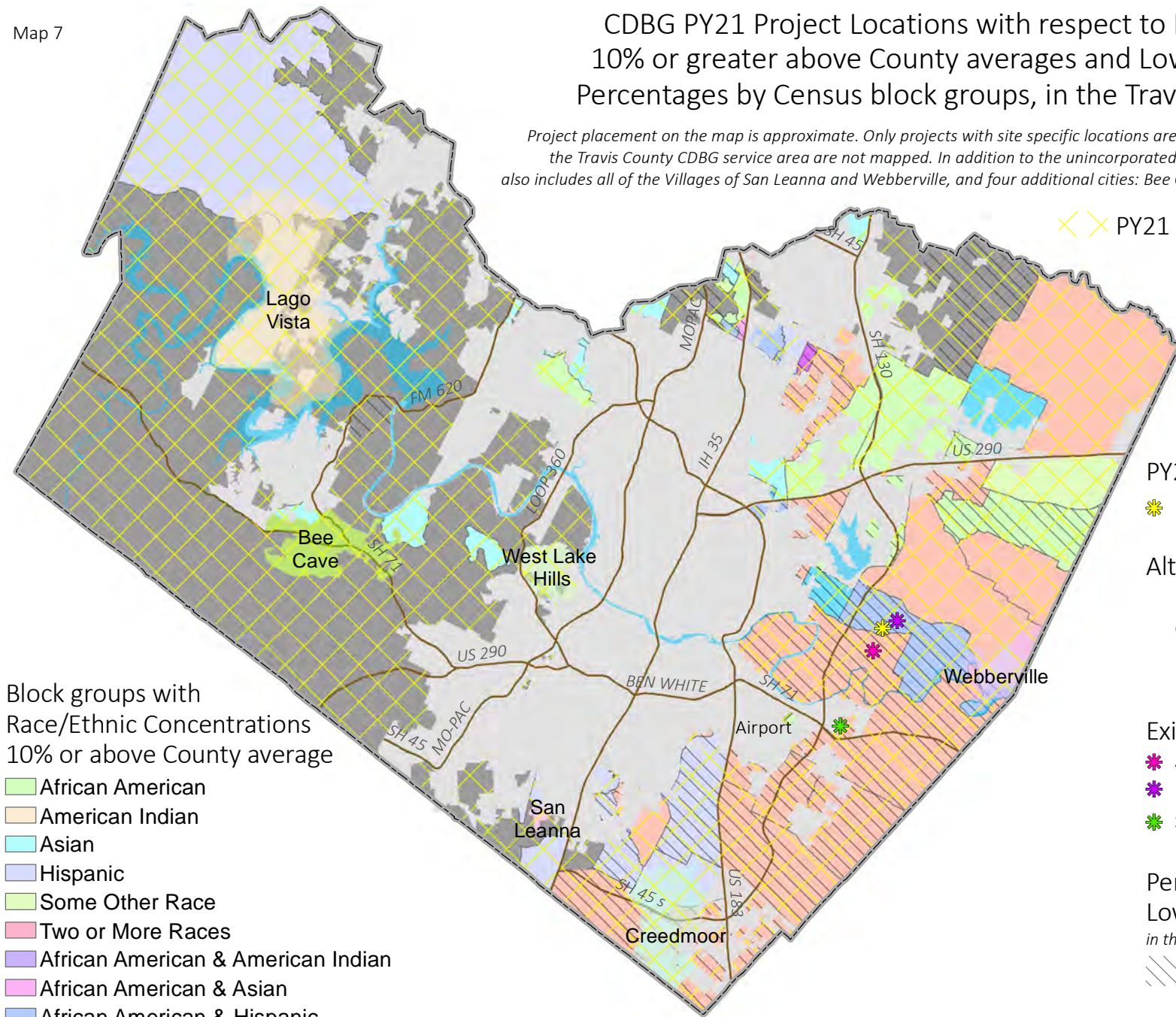
Project placement on the map is approximate. Only projects with site specific locations are shown. Projects that provide service anywhere in the Travis County CDBG service area are not mapped. In addition to the unincorporated areas, the Travis County PY21 CDBG Service Area also includes all of the Villages of San Leanna and Webberville, and four additional cities: Bee Cave, Creedmoor, Lago Vista, and West Lake Hills.



# CDBG PY21 Project Locations with respect to Racial/Ethnic Concentrations 10% or greater above County averages and Low-to-Moderate Income (LMI) Percentages by Census block groups, in the Travis County CDBG Service Area

*Project placement on the map is approximate. Only projects with site specific locations are shown. Projects that provide service anywhere in the Travis County CDBG service area are not mapped. In addition to the unincorporated areas, the Travis County PY21 CDBG Service Area also includes all of the Villages of San Leanna and Webberville, and four additional cities: Bee Cave, Creedmoor, Lago Vista, and West Lake Hills.*

✕✕ PY21 Travis County CDBG Service Area



Block groups with Race/Ethnic Concentrations 10% or above County average

- African American
- American Indian
- Asian
- Hispanic
- Some Other Race
- Two or More Races
- African American & American Indian
- African American & Asian
- African American & Hispanic
- African American & Some Other Race
- American Indian & Hispanic
- Some Other Race & Hispanic
- Two or More Races & Hispanic
- African American, Some Other Race and Hispanic

## PY21 Proposed Projects

- Forest Bluff Street Improvements

## Alternate PY21 Projects


- Disaster Response Interim Assistance\*
- Owner Occupied Home Rehabilitation\*\*
- \*Not mapped since not tied to a specific location.*
- \*\*Locations will vary throughout the service area.*

## Existing/Ongoing Projects

- Austin's Colony Street Improvements
- Kennedy Ridge Wastewater Improvements
- SE Metro Park Inclusive Playground

## Percent of Residents at Low-to-Moderate Incomes (LMI) in the Travis County CDBG Service Area

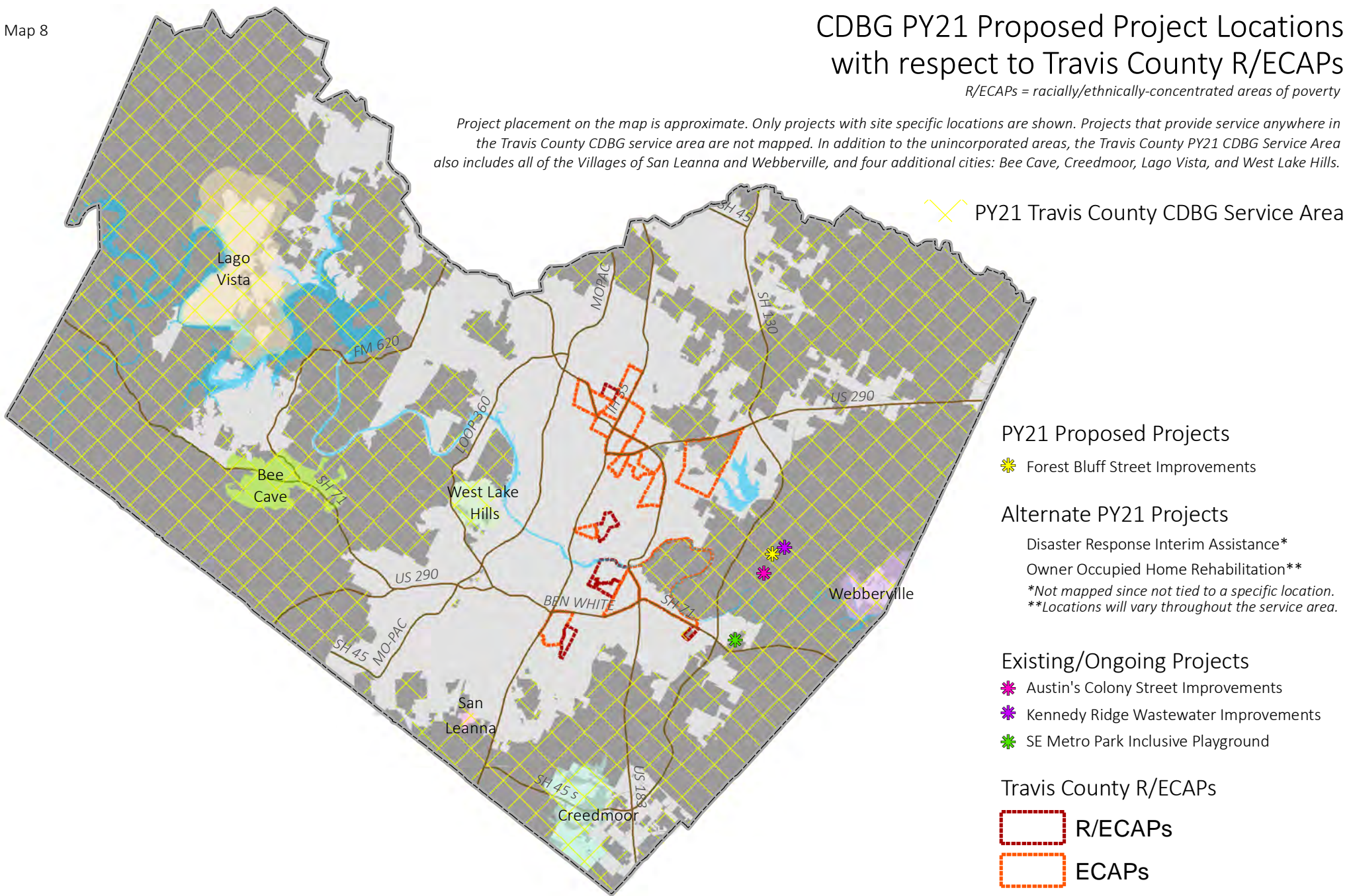
- LMI=or>50.28%



# CDBG PY21 Proposed Project Locations with respect to Travis County R/ECAPs

*R/ECAPs = racially/ethnically-concentrated areas of poverty*

*Project placement on the map is approximate. Only projects with site specific locations are shown. Projects that provide service anywhere in the Travis County CDBG service area are not mapped. In addition to the unincorporated areas, the Travis County PY21 CDBG Service Area also includes all of the Villages of San Leanna and Webberville, and four additional cities: Bee Cave, Creedmoor, Lago Vista, and West Lake Hills.*



Per HUD's definition, R/ECAPs are census tracts with a non-white population of 50% or more and with extreme poverty, meaning 40% or more of individuals are living at or below poverty. Because overall poverty levels are substantially lower in many parts of the country, HUD supplements this with an alternate criterion. Thus, a neighborhood can be a R/ECAP if it has a poverty rate that exceeds 40% or is three or more times the average tract poverty rate for the metropolitan/micropolitan area, whichever threshold is lower. On this map, the ECAPs, or 'edge' R/ECAPs, are census tracts which are just under the qualifying 40% poverty threshold.