



Teleworking Analysis - 04/2026

Percent of Teleworkers

Working at Least 1 day a week

61%

Cars Off the Road

23 k

Commute Miles Saved

in Miles

950 k

Gas Saved

in Gallons

37 k

Vehicle Expenses Saved

in US Dollars

\$ 623 k

CO2 Reduction

in Metric Tons

333

☑ Department

☑ All

☑ CSCD

☑ Civil Courts

☑ Civil Service Commission

☑ Community Legal Services

☑ Constable Pct 1

☑ Constable Pct 2

☑ Constable Pct 3

☑ Constable Pct 4

☑ Constable Pct 5

☑ Counseling and Education Sv

☑ County Attorney

[Show Inactive Values](#)

☑ Job Family

☑ All

☑ ADMINISTRATIVE SUPP

☑ ATTORNEYS

☑ AUDITOR

☑ COUNTY EXECUTIVES

☑ COURT SERVICES

☑ EDUCATION & TRAINING

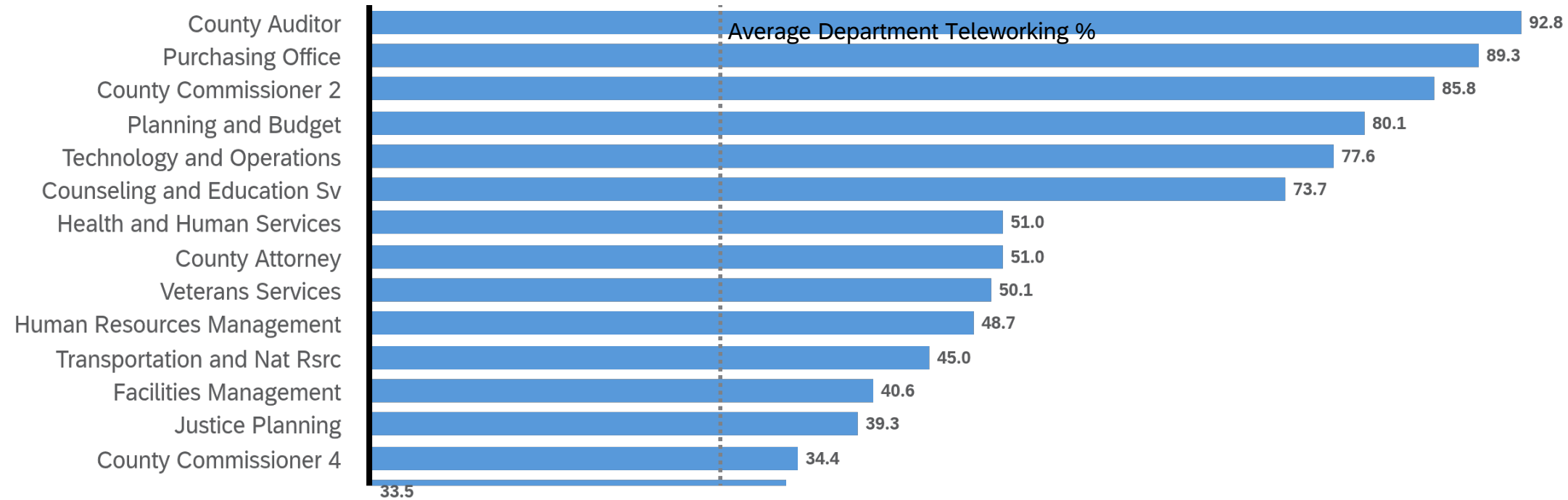
☑ ENGINEERING & ARCHITECTURAL

☑ FINANCE

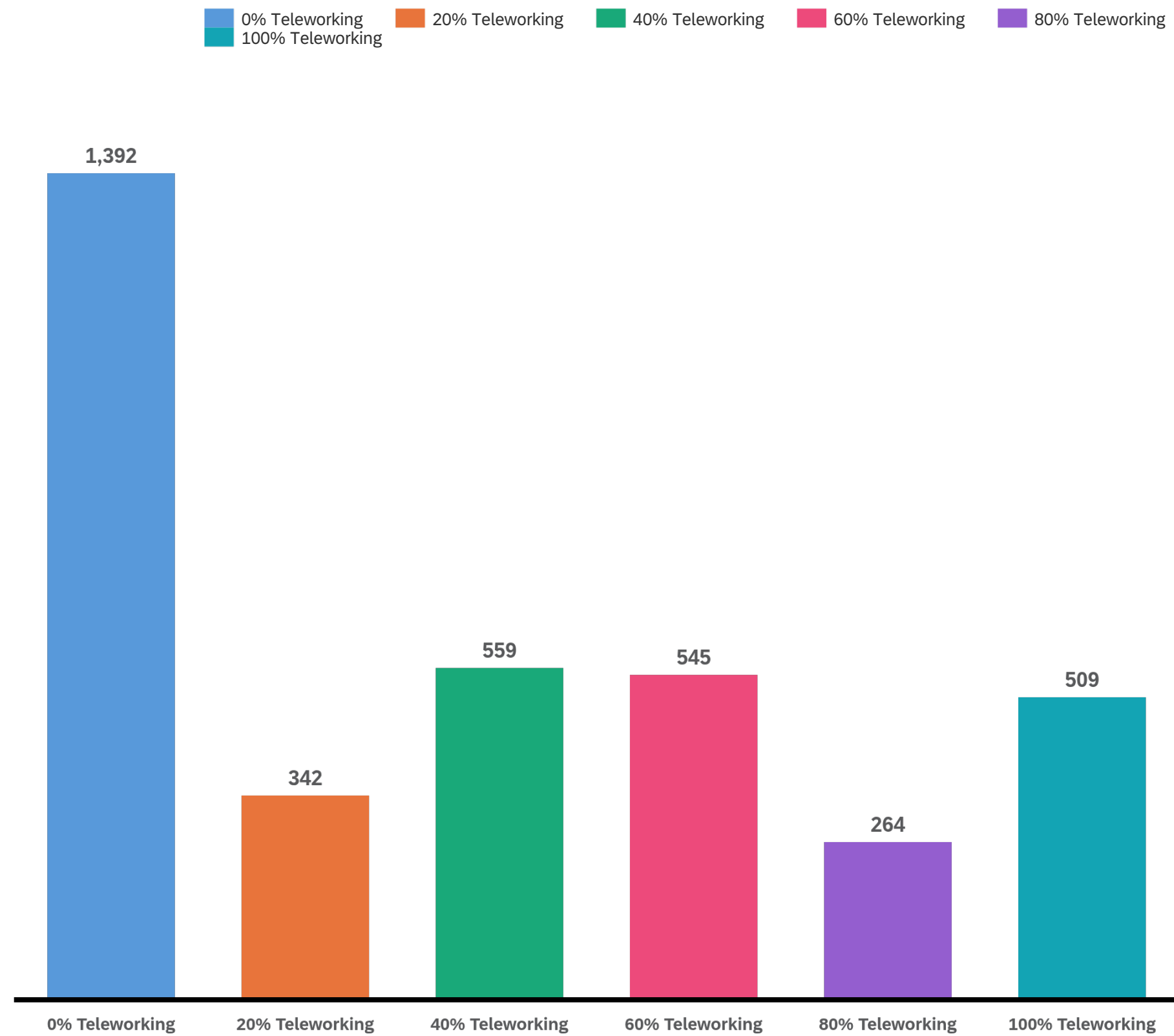
☑ HUMAN RESOURCES

[Show Inactive Values \(1\)](#)

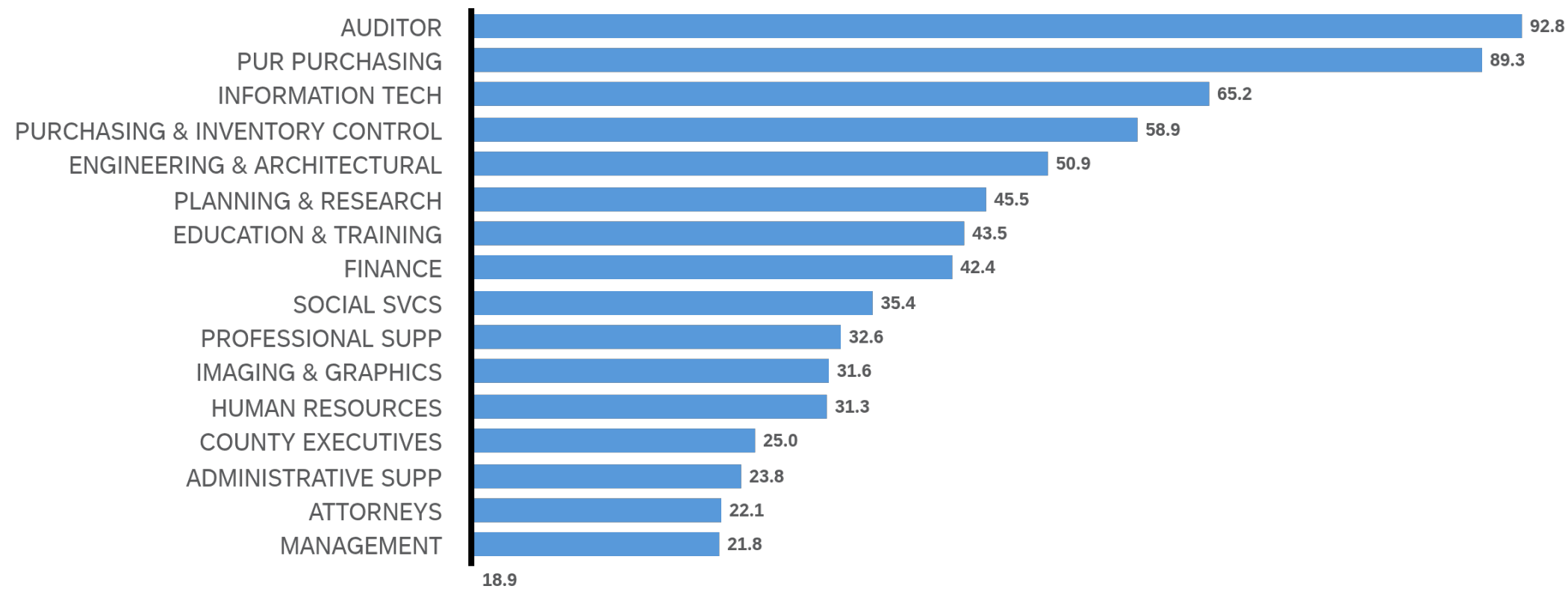
Percentage of Teleworking by Department



Number of Employees Teleworking



Percentage of Teleworking by Job Family

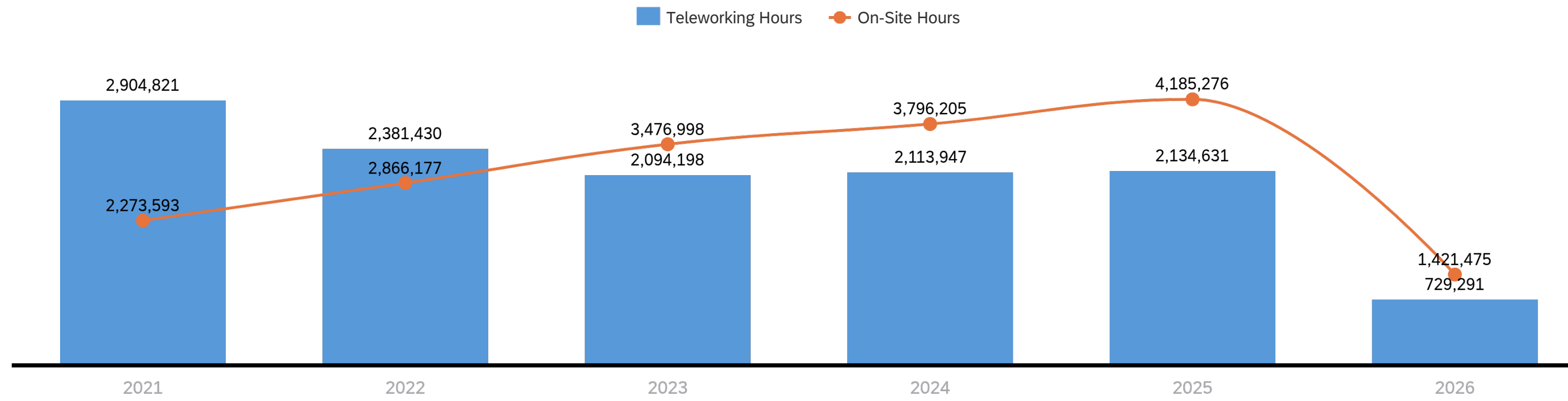


*Report excludes job families not conducive to telework (Maintenance, Medical, Public Safety, Peace Officers, Skilled Trades)



Teleworking Trends by Year

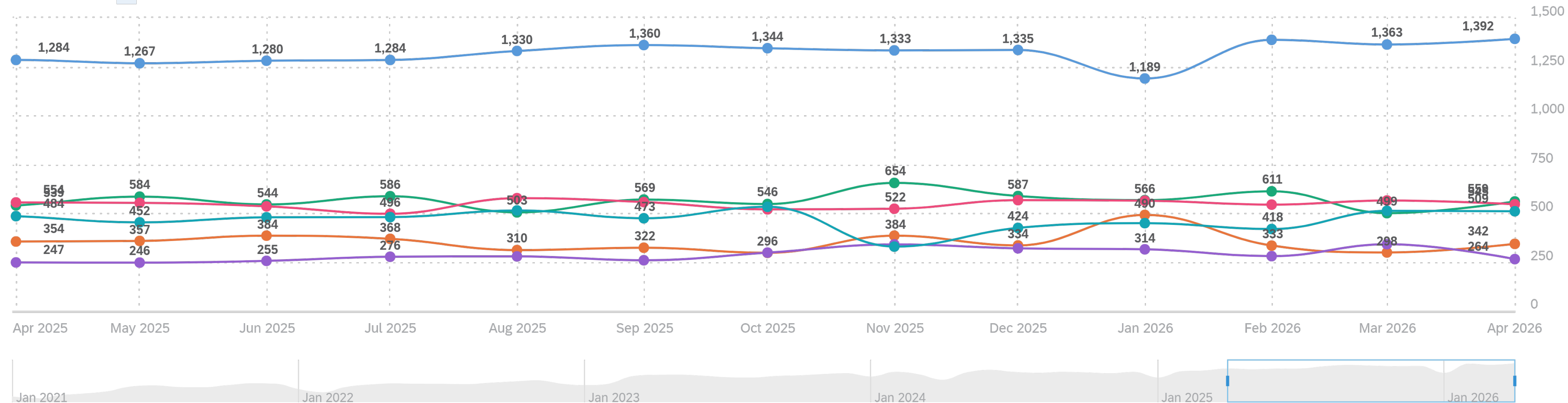
On-Site Hours vs. Teleworking Hours



Number of Employees Teleworking

Explorer Available

1M 3M 6M YTD 1Y All



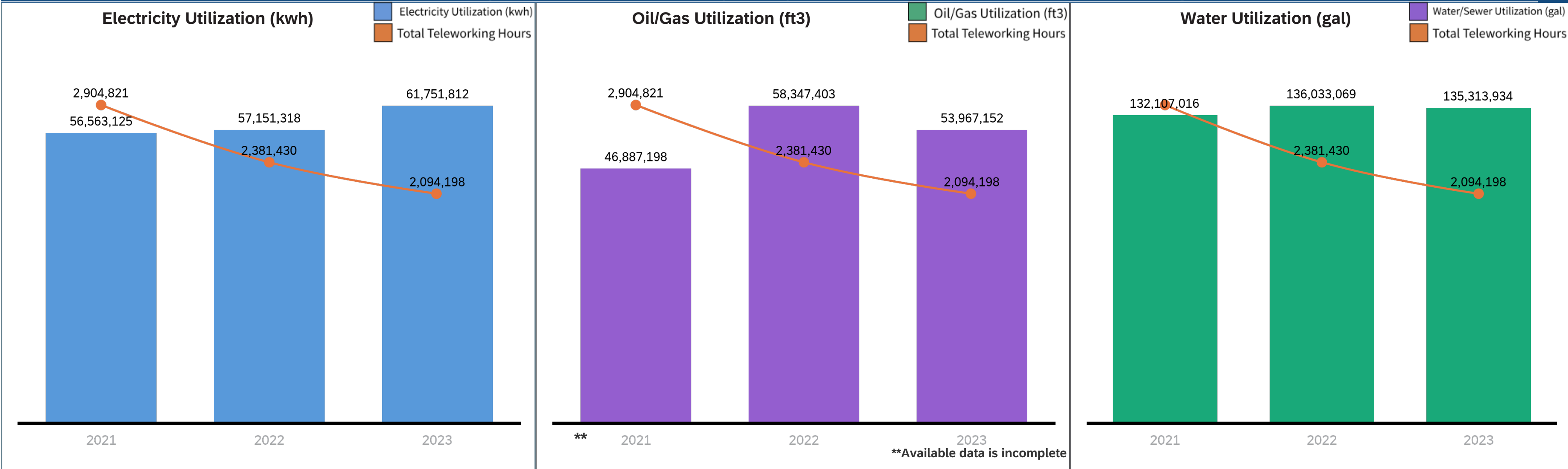
- Department
 - All
 - CSCD
 - Civil Courts
 - Civil Service Commission
 - Communications & Records Svcs
 - Community Legal Services
 - Constable Pct 1
 - Constable Pct 2
 - Constable Pct 3
 - Constable Pct 4
 - Constable Pct 5
 -
- Show Inactive Values
- Job Family
 - All
 - ADMINISTRATIVE SUPP
 - ATTORNEYS
 - AUDITOR
 - COUNTY EXECUTIVES
 - COURT SERVICES
 - EDUCATION & TRAINING
 - ENGINEERING & ARCHITECTURAL
 - FINANCE
 - HUMAN RESOURCES
 - IMAGING & GRAPHICS
 - INFORMATION TECH
 -

*Report excludes job families not conducive to telework (Maintenance, Medical, Public Safety, Peace Officers, Skilled Trades)



Teleworking Benefits

Comparison of Travis County Utility Utilization Data and Total Teleworking Hours



- Department
- All
- CSCD
- Civil Courts
- Civil Service Commission
- Communications & Records Svcs
- Community Legal Services
- Constable Pct 1
- Constable Pct 2
- Constable Pct 3
- Constable Pct 4
- Constable Pct 5
- Counseling and Education Sv
- County Attorney
- County Auditor

[Show Inactive Values](#)

- Job Family
- All
- ADMINISTRATIVE SUPP
- ATTORNEYS
- AUDITOR
- COUNTY EXECUTIVES
- COURT SERVICES
- EDUCATION & TRAINING
- ENGINEERING & ARCHITECTURAL
- FINANCE
- HUMAN RESOURCES

Average Monthly Teleworking Savings Estimates (2019 - Present)

| Avg Distance Saved | Avg Emp Time Saved | Avg Cars Off Road | Avg Gas Savings | Vehicle Expense Savings | CO2 Reduction |
|--------------------------------------|---------------------------------------|---------------------|---|------------------------------|--|
| <small>in Miles per Employee</small> | <small>in Minutes by Employee</small> | <small>in k</small> | <small>in US Dollars per Employee</small> | <small>in US Dollars</small> | <small>in Metric Tons Per Employee</small> |
| 444 | 586 | 24 k | \$ 63 | \$ 291 | 0.155 |

Cumulative Teleworking Savings Estimates (2019 - Present)

| Trips to Los Angeles | Total Time Saved | Cars Off the Road | Total Gas Saved | Vehicle Expenses Saved | CO2 Reduction |
|--|--|-------------------|---------------------------|--------------------------------------|-------------------------------|
| <small>Total Miles Saved / Dis. from ATX to LA (1.3 K miles)</small> | <small>in Days Saved from Employee Commute</small> | | <small>in Gallons</small> | <small>in million US Dollars</small> | <small>in Metric Tons</small> |
| 43,307 | 41 k | 1,523,675 | 2,335,837 | \$ 39 m | 20.76 k |

*Report excludes job families not conducive to telework (Maintenance, Medical, Public Safety, Peace Officers, Skilled Trades)



Teleworking Details

| | Percent Telework | Avg Distance Saved | Avg Cars off Road | Avg Gas Savings | Avg Vehicle Exp Savings Per Month | Avg Monthly CO2 Reductions | Trips to LA | Total I |
|-------------------------------|------------------|--------------------|-------------------|-----------------|-----------------------------------|----------------------------|-------------|---------|
| CSCD | 34.8 | 326.03 | 1,082.96 | 46 | 213.55 | 0.11 | 1,543.29 | 1,4 |
| Civil Courts | 54.8 | 511.52 | 923.17 | 72 | 335.04 | 0.18 | 1,154.46 | 1,0 |
| Civil Service Commission | 0.3 | 44.00 | 0.17 | 6 | 28.82 | 0.02 | 0.16 | 0.15 |
| Communications & Records Svcs | 52.3 | 305.79 | 262.71 | 43 | 200.29 | 0.11 | 106.69 | 101.5 |
| Community Legal Services | 26.1 | 210.43 | 189.20 | 30 | 137.83 | 0.07 | 46.85 | 44.57 |
| Constable Pct 1 | 0.3 | 220.67 | 0.38 | 31 | 144.54 | 0.08 | 0.48 | 0.46 |
| Constable Pct 2 | 21.9 | 316.05 | 41.92 | 45 | 207.01 | 0.11 | 52.14 | 49.60 |
| Constable Pct 3 | 34.4 | 432.83 | 73.04 | 61 | 283.51 | 0.15 | 105.52 | 100.3 |
| Constable Pct 4 | 4.4 | 280.81 | 9.96 | 40 | 183.93 | 0.10 | 14.96 | 14.24 |
| Constable Pct 5 | 8.7 | 240.95 | 39.21 | 34 | 157.82 | 0.08 | 45.38 | 43.17 |
| Counseling and Education Sv | 70.4 | 500.95 | 548.54 | 71 | 328.12 | 0.17 | 630.03 | 599. |
| County Attorney | 61.8 | 407.44 | 2,555.48 | 58 | 266.87 | 0.14 | 2,888.07 | |
| County Auditor | 85.6 | 847.09 | 1,583.94 | 120 | 554.84 | 0.30 | 2,613.00 | |
| County Clerk | 13.9 | 282.79 | 423.90 | 40 | 185.23 | 0.10 | 558.77 | 531.0 |
| County Commissioner 1 | 38.0 | 241.78 | 28.17 | 34 | 158.37 | 0.08 | 19.59 | 18.64 |
| County Commissioner 2 | 81.3 | 541.73 | 55.31 | 76 | 354.84 | 0.19 | 63.66 | 60.57 |
| County Commissioner 3 | 1.9 | 259.40 | 1.27 | 37 | 169.91 | 0.09 | 0.95 | 0.90 |
| County Commissioner 4 | 68.2 | 528.25 | 34.98 | 75 | 346.00 | 0.18 | 45.50 | 43.29 |
| County Judge | 0.1 | 76.00 | 0.08 | 11 | 49.78 | 0.03 | 0.06 | 0.05 |
| County Treasurer | 20.3 | 227.39 | 28.15 | 32 | 148.94 | 0.08 | 37.84 | 36.00 |
| Criminal Courts | 51.6 | 399.69 | 708.35 | 56 | 261.80 | 0.14 | 784.79 | 746. |
| District Attorney | 53.4 | 405.74 | 2,260.10 | 57 | 265.76 | 0.14 | 2,637.31 | |
| District Clerk | 43.3 | 398.42 | 1,016.31 | 56 | 260.96 | 0.14 | 1,291.80 | 1,2 |
| Emergency Services | 19.7 | 350.23 | 41.31 | 49 | 229.40 | 0.12 | 51.64 | 49.13 |
| Facilities Management | 45.4 | 592.98 | 288.63 | 84 | 388.40 | 0.21 | 459.24 | 436.9 |
| General Administration | 38.1 | 523.97 | 117.29 | 74 | 343.20 | 0.18 | 170.96 | 162.6 |
| Health and Human Services | 48.4 | 422.39 | 1,899.04 | 60 | 276.67 | 0.15 | 2,332.10 | 2 |
| Human Resources Management | 72.2 | 698.23 | 432.85 | 99 | 457.34 | 0.24 | 678.86 | 645. |
| Justice Planning | 56.8 | 556.00 | 536.83 | 78 | 364.18 | 0.19 | 699.66 | 665. |
| Justice of the Peace Pct 1 | 23.1 | 247.10 | 69.65 | 35 | 161.85 | 0.09 | 80.80 | 76.87 |
| Justice of the Peace Pct 2 | 33.7 | 312.38 | 178.63 | 44 | 204.61 | 0.11 | 209.55 | 199.3 |
| Justice of the Peace Pct 3 | 36.2 | 328.66 | 157.15 | 46 | 215.27 | 0.11 | 244.21 | 232.3 |
| Justice of the Peace Pct 4 | 35.7 | 262.51 | 132.27 | 37 | 171.94 | 0.09 | 164.79 | 156.7 |
| Justice of the Peace Pct 5 | 37.0 | 292.30 | 112.15 | 41 | 191.45 | 0.10 | 135.05 | 128.4 |
| Juvenile Probation | 23.6 | 354.20 | 1,707.63 | 50 | 232.00 | 0.12 | 2,447.06 | 2 |
| Juvenile Public Defender | 69.6 | 633.25 | 244.21 | 89 | 414.78 | 0.22 | 259.31 | 246.7 |
| Medical Examiner | 2.3 | 1,378.00 | 5.96 | 195 | 902.59 | 0.48 | 23.13 | 22.01 |
| Planning and Budget | 83.9 | 721.08 | 449.38 | 102 | 472.31 | 0.25 | 674.24 | 641. |
| Pretrial Services | 31.0 | 391.92 | 584.08 | 55 | 256.71 | 0.14 | 894.27 | 850. |
| Probate Courts | 3.6 | 169.72 | 14.35 | 24 | 111.17 | 0.06 | 9.42 | 8.96 |
| Public Defender | 23.4 | 381.46 | 238.25 | 54 | 249.85 | 0.13 | 351.66 | 334.5 |
| Purchasing Office | 84.9 | 676.78 | 911.46 | 96 | 443.29 | 0.24 | 1,162.39 | 1,1 |
| STAR Flight | 63.3 | 564.02 | 42.33 | 80 | 369.43 | 0.20 | 57.64 | 54.84 |
| Sheriff | 5.8 | 198.20 | 224.48 | 28 | 129.82 | 0.07 | 321.90 | 306.2 |
| Tax Collector | 13.5 | 294.15 | 475.21 | 42 | 192.67 | 0.10 | 619.42 | 589. |
| Technology and Operations | 76.2 | 782.02 | 2,263.65 | 110 | 512.23 | 0.27 | 3,676.08 | |
| Third Court of Appeals | 0.0 | — | 0.00 | — | — | — | 0.00 | 0.00 |

- Calendar Year
- All
- 2020
- 2021
- 2022
- 2023
- 2024
- Department
- All
- CSCD
- Civil Courts
- Civil Service Commission
- Communications & Records Svcs
- Community Legal Services
- Constable Pct 1
- Constable Pct 2
- Show Inactive Values
- Job Family
- All
- ADMINISTRATIVE SUPP
- ATTORNEYS
- AUDITOR
- COUNTY EXECUTIVES
- COURT SERVICES
- EDUCATION & TRAINING
- ENGINEERING & ARCHITECTURAL
- FINANCE

*Report excludes job families not conducive to telework (Maintenance, Medical, Public Safety, Peace Officers, Skilled Trades)



Data Definitions

Datasources: The primary datasource for this dashboard is derived from the SAP Time and Payroll module and includes full-time and part-time Travis County employees. We included Texas historical gas prices as well as utility data that is maintained by the Transportation and Natural Resources Department. Distances to and from an employee's worksite are calculated using the GoogleMaps API.

Data Definitions

On-Site Day: An on-site day is defined as a day where an employee has not recorded teleworking hours on their timesheet or does not have an identified teleworking schedule in SAP.

Teleworking Day: A teleworking day is defined as a day where an employee records teleworking hours on their timesheet or has an identified teleworking schedule in SAP. If an employee records any other working type hours it is considered they were on-site, even if they teleworked in the same day, and would not count as a teleworking day. A teleworking day would also include if an employee used leave hours and teleworking hours in the same day.

Teleworking Distance and Duration Calculations : We calculate an employee's travel distance and duration from their home address to their current worksite stored in SAP using the GoogleMaps API. The time of day, traffic conditions, and optimal route are not considered when calculating an employee's travel distance and duration.

CO2 Emissions Reduction/Gasoline Saved Calculations: To determine the average number of gallons of gasoline that were not consumed due to teleworking, we used the EPA's standard calculation for gallons of gasoline consumed, which is 8,887 grams of CO2/gallon of gasoline = 8.887×10^{-3} metric tons CO2/gallon of gasoline. This can be found here: <https://www.epa.gov/energy/greenhouse-gases-equivalencies-calculator-calculations-and-references>

Vehicle Expenses Saved Calculation: To determine an estimate of potential vehicle savings by an employee who is teleworking we used the IRS standard mileage rate. We assume the average of all vehicles used in commuting to a worksite is 25.7 MPG which is gathered from the US Department of energy website. <https://www.energy.gov/eere/vehicles/articles/fotw-1177-march-15-2021-preliminary-data-show-average-fuel-economy-new-light#:~:text=FOTW%23%201177%2C%20March%2015%2C%202021:%20Preliminary%20Data,Record%20High%20of%2025.7%20MPG%20in%202020>.

| KPI | Definition |
|----------------------------------|--|
| Percent of Teleworkers | Teleworkers who have worked at least one day a week / non-Teleworkers |
| Cars off the Road | # of telework days |
| Commute Miles Saved | Teleworking Day Monthly Avg * Teleworking Distance |
| Gas Saved | Commute Miles Saved / 25.4 (average MPG in TX) |
| Vehicle Expenses Saved | Commutes Saved * CY IRS Mileage Rate (.0655) |
| CO2 Reduction | Gas Saved * .008887 |
| Employee Teleworking Percentages | 0% Teleworker – no teleworking time recorded 20% Teleworker – averages 1%-20% of their time teleworking 40% Teleworker – averages 21%-40% of their time teleworking 60% Teleworker – averages 41%-60% of their time teleworking 80% Teleworker – averages 61%-80% of their time teleworking 100% Teleworker – averages 81%-100% of their time teleworking |
| Trips to Los Angeles (from ATX) | Total Miles Saved / 1370 miles |